

COVER SHEET

A S 0 9 4 - 8 6 7 8

SEC Registration Number

W A T E R F R O N T P H I L I P P I N E S , I N C .

(Company's Full Name)

N O . 1 W A T E R F R O N T D R I V E
O F F S A L I N A S D R I V E L A H U G
C E B U C I T Y 6 0 0 0

(Business Address : No. Street City / Town / Province)

MS. IRISH CHARA LAWAS

Contact Person

(02) 559-0130

Company Telephone Number

1 2 3 1

Month Day

SEC 20IS DEFINITIVE

FORM TYPE

1 1 1 6

Month Day Annual Meeting

Secondary License Type, If Applicable

Dept. Requiring this Doc.

Amended Articles Number/Section

435

Total No. of Stockholders

Total Amount of Borrowings

Domestic

Foreign

To be accomplished by SEC Personnel concerned

File Number

LCU

Document I.D.

Cashier

STAMPS

Remarks = pls. use black ink for scanning purposes

October 19, 2020

Vicente Graciano P. Felizmenio, Jr.

Director

Markets and Securities Regularization Department
SEC Building, EDSA, Greenhills, Mandaluyong City

Dear Mr. Felizmenio,

Stated herewith are the following revisions:

Checklist of Requirements	Page No.	Remarks	Amendments/Revisions
Request for CD/DVD		Please submit signed Notice of Meeting.	Done.
Notice of Meeting			
COVER SHEET			
6. Address of principal office		Principal office address is different from mailing address. Please harmonize accordingly.	Done. Already harmonized.
Postal Code			
8. Date, time and place of the meeting of security holders		Please disclose the place of meeting in accordance with SEC MC 6 series of 2020, to wit: "Section 15. Place of Meetings of Stockholders or Members. The presiding officer shall call and preside the stockholders' or members' meetings, whether regular or special, at the principal office of the corporation as provided in the articles of incorporation, or, if not practicable, in the city or municipality where the principal office of the corporation is located, [RCCSOJ]"	Done. Already changed to add the city of the principal office of the Corporation.
9. Approximate date on which the Information Statement is first to be sent or given to security holders		Record date not in harmony with Sec 49 of the RCC: "written notice of regular meetings shall be sent to all stockholders or members of record at least twenty-one (21) days prior to the meeting, unless a different period is required in the bylaws, law, or regulation" and "Unless the bylaws provide for a longer period, the stock and transfer book or membership book shall be closed at least twenty (20) days for regular meetings and seven (7) days for special meetings before the scheduled date of the meeting.". Therefore, it is advised that the record date be set not later than the date of distribution.	Revision already reflected.
11. Securities registered pursuant to Sections 8 and 12 of the Code (information on number of shares and amount of debt is applicable only to corporate registrants):		Please disclose information not earlier than 90 days from date of distribution or latest practicable trading date.	Already indicated.
Title of Each Class			
Number of Shares of Common Stock Outstanding or Amount of Debt			
Part I.			
A. General Information			
ITEM 1. DATE, TIME AND PLACE OF MEETING			
Date, time, place of meeting		Please disclose the place of meeting in accordance with SEC MC 6 series of 2020, to wit: "Section 15. Place of Meetings of Stockholders or Members. The presiding officer shall call and preside the stockholders' or members' meetings, whether regular or special, at the principal office of the corporation as provided in the articles of incorporation, or, if not practicable, in the city or municipality where the principal office of the corporation is located, [RCCSOJ]"	Done. Already changed to add the city of the principal office of the Corporation.

Checklist of Requirements					Page No.	Remarks	Amendments/Revisions										
Approximate date on which information statement is first sent or given to security holders						Date is different from the Cover Sheet. Please revise accordingly.	Done. Already harmonized.										
ITEM 2. DISSENTER'S RIGHT OF APPRAISAL																	
Indicate the statutory procedure required to be followed by dissenting security holders in order to perfect such right.						Please make proper reference to the Revised Corporation Code.	Already changed to refer to proper provisions of the Corporation Code.										
B. Control and Compensation Information																	
ITEM 4. VOTING SECURITIES & PRINCIPAL HOLDERS																	
Record date with respect to solicitation.						Please disclose.	Already disclosed.										
If action is with respect to the election of directors and have cumulative voting rights:						Please make proper reference to the Revised Corporation Code.	Already changed to refer to proper provisions of the Corporation Code.										
	(1) Make a statement that they have such right;																
	(2) Brief description of right;																
	(3) Condition precedent to the exercise thereof; and																
	(4) If discretionary authority to cumulative votes is solicited, so indicate.																
	(2) Security Ownership of Management																
<table border="1"> <thead> <tr> <th>Title of Class</th> <th>Name of the Beneficial Owner</th> <th>Amount and Nature of the Beneficial Ownership</th> <th>Citizenship</th> <th>Percent of Class</th> </tr> </thead> <tbody> <tr> <td></td> <td></td> <td></td> <td></td> <td></td> </tr> </tbody> </table>					Title of Class	Name of the Beneficial Owner	Amount and Nature of the Beneficial Ownership	Citizenship	Percent of Class							(1) Weslie T. Gachalian is not included in any other part of the IS as director or management. Please make proper discussion or revise accordingly. (2) Renato C. Francisco (Independent Director) is not included in the Table. Incumbent director must have at least 1 share under his name in the Company books. Please revise accordingly.(3) total Amount of Beneficial Ownership is incorrect. Please revise accordingly.	Done. Already added the appropriate discussion.
Title of Class	Name of the Beneficial Owner	Amount and Nature of the Beneficial Ownership	Citizenship	Percent of Class													
If a change in control has occurred since the beginning of the last F.Y.						Please disclose if any.	Not applicable. Discussion to note that no such change occurred was added in the report.										
1. State the name of the person who acquired such control																	
2. Amount and source of consideration used																	
3. Basis of control																	
4. Date & description of the transaction(s) which resulted in the change in control																	
5. Percentage of voting securities now beneficially owned directly/indirectly by the person who acquired control																	
6. Identify from whom control was assumed																	
ITEM 5. DIRECTORS & EXECUTIVE OFFICERS																	
If action is with respect to election of directors																	
Information required by Part I(C) of "Annex C, as amended"																	
2. Name of the Court or Agency in which the Proceedings are pending						Please disclose for BIR Assessment.	Already indicated the Court where the proceedings are pending.										
Information required by Part IV paragraphs (A), (D)(1) and (D)(3) of "Annex C,																	
A	(A)(1) Identify Directors, including Independent Directors and Executive																
	certification that no directors or officers are connected with any government agencies or its instrumentalities. If there are directors or officers connected with any government agencies or its instrumentalities submit a written Consent/Permission from person's head of the department.					Please attach written Consent/Permission of Atty. Lamberto Mercado.	Already included in Annex.										

	Certification on Qualification and Disqualification of Independent Directors.		Ceritification of Mr. Renato C. Francisco is not submitted. Mr. Sergio R. Ortiz-Luis, Jr, is not identified as Independent Director in the PIS.	Done. Identification for Mr. Sergio Ortiz-Luis, Jr. already added.										
	(a) List the names, ages and citizenship of all directors, including independent directors, executive officers and all persons nominated or chosen to become such where required under Section 38 of the Code and SRC Rule 38.1 adopted thereunder; also provide the names of the incorporators in the case of an investment company.		The number of nominees for Directors (10) are more than the number of Directors in the AOI (9). Please revise accordingly.	Revision already reflected.										
	(b) List of positions and offices such persons held or will hold;		Please provide for Mr. Arthur R. Ponsaran.	Already provided.										
	(c) Term of office as a Director and the period which the person has served ;		Please disclose for Mr. Arthur M. Lopez.	Already provided.										
	(d) Brief description of person's business experience (last five years); and		Please provide for Mr. Arthur R. Ponsaran.	Already provided.										
	(B) If a director has resigned or declined to stand for re-election to the board of directors since the date of the last annual meeting of security holders because of a disagreement with the registrant on any matter relating to the registrant's operations, policies or practices, and if the director has furnished the registrant with a letter describing such disagreement and requesting that the matter disclosed, the registrant shall state the date of resignation or declination to stand for re-election and summarize the director's description of the disagreement.		Please disclose if any.	Not applicable.										
	If the registrant believes that the description provided by the director is incorrect or incomplete, it may include a brief statement presenting its views on the disagreement.			Already provided.										
	ITEM 6. COMPENSATION OF DIRECTORS & EXECUTIVE OFFICERS													
	Part IV, paragraph (B) of "Annex C", as amended													
	If action to be taken is with regard to election of directors, any bonus profit sharing													
	(1) Summary Compensation Table													
	<table border="1"> <thead> <tr> <th>Name and Principal Position</th> <th>Year</th> <th>Salary</th> <th>Bonus</th> <th>Other Annual Compensation</th> </tr> </thead> <tbody> <tr> <td></td> <td></td> <td></td> <td></td> <td></td> </tr> </tbody> </table>	Name and Principal Position	Year	Salary	Bonus	Other Annual Compensation							(1) Please disclose for other directors and executive officers for 2020 (estimated), 2019, 2018 and 2017. (2) Please disclose for the 5 highly compensated executive officers for 2020 (estimated).	Estimated compensation for 2020 added.
Name and Principal Position	Year	Salary	Bonus	Other Annual Compensation										
	(4) Description of the Terms and Condition of each of the following:													
	a) Employment Contract between the Registrant and Named Executive Officers		Please disclose if any.	Already disclosed.										
	b) Compensatory Plan or Arrangement		Please disclose for executive officers.	Already disclosed.										
	c) Information on all Outstanding Warrants or Options held by Directors, Officers (in tabular form)		Please disclose if any.	Already disclosed.										
	(5) If Price or Stock Warrants or Options are Adjusted or Amended:		Please disclose if applicable.	Not applicable and such information is already disclosed.										
	a) Explanation in Reasonable Detail													
	b) Basis for each Repricing													
	ITEM 11. FINANCIAL & OTHER INFORMATION													
	A Information Required													
	If action to be taken is with respect to any matter specified in Items 9 or 10,													
	Audited FS		Please submit 3rd Quarter Interim FS and corresponding MD&A.	Information Statement includes Undertaking that we will submit and distribute the 3rd Quarter Report before the Annual Stockholders' Meeting.										
	C Information for the registrant & for the other person													
	I. Information required by Part I paragraphs (A), (B) and (C) of "Annex													

Description of Business			
	(1) BUSINESS DEVELOPMENT		
	(b) Any Bankruptcy, Receivership or Similar Proceedings	Please disclose if any.	Not applicable.
	(c) Any Material Reclassification, Merger, Consolidation or Purchase or Sale of a significant amount of assets (not in the ordinary course of business).	Please disclose if any.	Not applicable.
	(2) BUSINESS OF ISSUER		
	(a) DESCRIPTION OF THE BUSINESS OF REGISTRANT AND ITS SIGNIFICANT SUBSIDIARIES		
	If Material:		
	(2) Percentage of Sales or Revenues and Net Income Contributed by Foreign sales for each of the last 3 FY	Please disclose if material.	Not applicable.
	(3) Distribution Methods of the Products or Services	Please disclose if material.	Not applicable.
	(4) Status of Publicly-Announced New Product or Service	Please disclose if material.	Not applicable.
	(5) Competitive Business Conditions and the Registrant's Competitive Position in the industry and methods of competition	Please disclose if material.	Not applicable.
	(6) Sources and Availability of Raw Materials and Names of Principal Supplier	Please disclose if material.	Not applicable.
	(7) Dependence on One or a Few Major Customers and Identification of Such	Please disclose if material.	Not applicable.
	(9) Patents, Trademarks, Licenses, Franchises, Concessions, Royalty Agreement, or labor contracts including duration	Please disclose if material.	Not applicable.
	(10) Need for Any Governmental Approval of Principal Products or Services	Please disclose if material.	Not applicable.
	(11) Effect of Existing or Probable Governmental Regulations on the Business	Please disclose if material.	Not applicable.
	(12) Estimate of Amount Spent for Research and Development Activities and its percentage to revenues during each of the last 3 FY	Please disclose if material.	Not applicable.
	(13) Costs and Effects of Compliance w/ Environmental Laws	Please disclose if material.	Not applicable.
	(14) Total Number of registrant's employees and the number of employees it anticipate to have within the ensuing twelve (12) months. Indicate the number by type of employee, whether or not any of them are subject to collective bargaining agreements and the expiration date of any CBA.	Total number of employees in Page 65 1st paragraph is different from the total in the Table of employees.	Revision already reflected.
Description of Property			
	(2) If the registrant does not own the property or there is a mortgage or lien on the property, describe the limitations on ownership or usage over the same	Please disclose if any.	Already indicated.
	(4) Indicate what properties the registrant intends to acquire in the next twelve (12) months, the cost of such acquisitions, the mode of acquisition and the sources of financing it expects to use.	Please disclose if any.	Nothing specific to disclose yet.
Legal Proceedings			
	(2) Name of the court or agency in which the proceedings are pending	Please disclose for the BIR Assessment	Already indicated.
II. Information required by Part II(A) of "Annex C, as amended"			
Market Price of and Dividends			
(1) Market Information			

<i>i. If principal market is a Stock Exchange in the Philippines or a foreign Exchange:</i>			
(2) Presentation of the High and Low Sales Prices for Each Quarter within the last two (2) fiscal years and any subsequent interim period for which Financial Statements are required by SRC Rule 68.		Please provide for 1st, 2nd and 3rd quarter of 2020.	Already included.
(b) If the information called for by paragraph (A) of this Part is being presented, the document shall also include the price information as of the latest practicable trading date, and in the case of securities to be issued in connection with an acquisition, business combination or other reorganization, as of the trading date immediately prior to the public announcement of such transaction.		Please disclose.	Already included.
(3) Dividends			
(a) Discussion of any Cash Dividends Declared (two most recent years)		Please disclose for 2018 and 2019	Not applicable.
(4) Recent Sales of Unregistered or Exempt Securities including Recent Issuance of Securities Constituting an Exempt Transaction			
(d) Exemption from Registration Claimed - Indicate section of the Code & state briefly the facts relied upon to make the exemption available		Please disclose the particular exemption claimed.	Not applicable.
Financial Statements meeting the requirements of SRC Rule 68 (See Item 9 AUTHORIZATION OR ISSUANCE OF SECURITIES OTHERWISE THAN FOR EXCHANGE)		Please submit 3rd quarter interim financial statements.	Information Statement includes Undertaking that we will submit and distribute the 3rd Quarter Report before the Annual Stockholders' Meeting.
III. Information required by Part III, paragraphs (A) and (B) of "Annex C,			
Management's Discussion and Analysis. MD&A helps to explain financial results. A reader of the MD&A should be able to understand the financial results of the registrant's business as discussed in the "Business" section. It shall provide information with respect to liquidity, capital resources and other information necessary to understand the registrant's financial condition and results of operation. For both full fiscal years and interim periods, disclose the company's and its majority owned subsidiaries top five (5) key performance indicators. It shall include a discussion of the manner by which the company calculates or identifies the indicators presented on a comparable basis		Please disclose 5 key performance indicators.	Done. Already included.
(2) All other registrants shall provide the following information:			
(a) Full fiscal years			
(1) Discussion of the Registrant's Financial Condition, Changes in Financial Condition and Results of Operations for each of the last 3 fiscal years.		(1) Please disclose for 2017 vs. 2016. (2) The change in Other Current Liabilities of 2019 vs 2018 in the MD&A is different from the AFS. Please make proper corrections.	Done.
(2) If FS shows losses from operation, explain the causes underlying these losses and the steps the registrant has taken or is taking to address these cause.			
(3) Past and future financial condition and results of operation, with particular emphasis on the prospects for the future.			
(4) Key Variable and Other Qualitative and Quantitative Factors.			
If Material:			
(v)Any Known Trends, Events or Uncertainties (Material Impact on Sales)		Please disclose if any.	Already noted.
(vii)Causes for Any Material Changes from Period to Period of FS which shall include vertical and horizontal analyses of any material item (5%)		The change in Other Current Liabilities of 2019 vs 2018 in the MD&A is different from the AFS. Please make proper corrections.	Done. Revised the pertinent portion.
(viii)Seasonal Aspects that has Material Effect on the FS		Please disclose if any.	None to disclose.

(b) Interim Periods: Comparable discussion to assess material changes (last fiscal year and comparable interim period in the preceding year). Disclose the required information required under subparagraph (2)(a)(i) to (viii) above.		Please submit 2nd quarter interim financial statements and corresponding MD&A	Already included.
D. Other Matters			
ITEM 15. ACTIONS WITH RESPECT TO REPORTS			
<i>Reports of Directors, Officers, Committees or Any Minutes of a Meeting</i>			
State whether or not it constitutes approval/disapproval.		Please disclose for the Ratification of the Acts of the	Done. Added the phrase that the
Identify each of such matters intended for approval/disapproval & furnish the information required by the appropriate item(s) of this Form.		Board of Directors.	Acts are for approval.
ITEM 16. MATTERS NOT REQUIRED TO BE SUBMITTED		Please disclose if any.	None to disclose.
State Nature, the reason for submission and action intended to be taken in the			
ITEM 18. OTHER PROPOSED ACTION			
Brief description of the substance of each subject matter in the same degree of details as required by Items 5 to 19		For the election of directors, the AOI only provide for 9 seats, but 10 nominees are included. Please revise accordingly.	Revision already reflected.
Part III.			
SIGNATURE PAGE			
By: Signature		Please submit signed document.	Done. Already signed.
MANAGEMENT REPORT			
Management's Discussion and Analysis (MD&A) or Plan of Operation			
Registrants that have not had revenues from operations in each of the last two fiscal years, or the last fiscal year and any interim period in the current fiscal year for which financial statements are furnished in the disclosure document, shall in addition to applicable items under subparagraph (2), provide the information in subparagraph (1) hereof.			
Management's Discussion and Analysis. MD&A helps to explain financial results. A reader of the MD&A should be able to understand the financial results of the registrant's business as discussed in the "Business" section. It shall provide information with respect to liquidity, capital resources and other information necessary to understand the registrant's financial condition and results of operation.			
The discussion and analysis shall focus specifically on material events and uncertainties known to management that would cause reported financial information not to be necessarily indicative of future operating results or of future financial condition. This would include descriptions and amounts of matters that would have an impact on future operations and have not had an impact in the past, and matters that have had an impact on reported operations and are not expected to have an impact upon future operations.			
For both full fiscal years and interim periods, disclose the company's and its majority-owned subsidiaries' top five (5) key performance indicators. It shall include a discussion of the manner by which the company calculates or identifies the indicators presented on a comparable basis.			
(a) Full fiscal years		(1) Please disclose for 2017 vs. 2016. (2) The change in Other Current Liabilities of 2019 vs 2018 in the MD&A is	Done. Added the comparison for 2017 and 2016.
(1) Discussion of the Registrant's Financial Condition, Changes in Financial Condition and Results of Operations for each of the			

last 3 fiscal years.		different from the AFS. Please make proper corrections.	
(2) If FS shows losses from operation, explain the causes underlying these losses and the steps the registrant has taken or is taking to address these cause.			
(3) Past and future financial condition and results of operation, with particular emphasis on the prospects for the future.			
(4) Key Variable and Other Qualitative and Quantitative Factors.			
If Material:			
(v)Any Known Trends, Events or Uncertainties (Material Impact on Sales)		Please disclose if any.	None to disclose.
(vii)Causes for Any Material Changes from Period to Period of FS which shall include vertical and horizontal analyses of any material item (5%)		The change in Other Current Liabilities of 2019 vs 2018 in the MD&A is different from the AFS. Please make proper corrections.	Revision already reflected.
(viii)Seasonal Aspects that has Material Effect on the FS		Please disclose if any.	None to disclose.
(b) Interim Periods: Comparable discussion to assess material changes (last fiscal year and comparable interim period in the preceding year). Disclose the required information required under subparagraph (2)(a)(i) to (viii) above.		Please submit 2nd quarter interim financial statements and corresponding MD&A	Already included.
EXTERNAL AUDIT FEES (SEC MC No. 14, Series of 2004)			
Under the caption "Tax Fees", the aggregate fees billed in each of the last two (2) fiscal years for professional services rendered by the external auditor for tax accounting, compliance, advice, planning and any other form of tax services. Registrant shall describe the nature of the services comprising the fees disclosed under this category.		Please disclose if any.	Already included.
Under the caption "All Other Fees", the aggregate fees billed in each of the last two (2) fiscal years for products and services provided by the external auditor, other than the services reported under items (a) & (b) above. Registrants shall describe the nature of the services comprising the fees disclosed under this category;		Please disclose if any.	Already included.
Market Price of and Dividends required by Part V of Annex C, as amended			
Market Information			
If principal market is a Stock Exchange in the Philippines or a foreign Exchange:			
(2) Presentation of the High and Low Sales Prices for Each Quarter within the last two (2) fiscal years and any subsequent interim period for which Financial Statements are required by SRC Rule 68.		Please provide for 1st, 2nd and 3rd quarter of 2020.	Done. Information already added.
(b) If the information called for by paragraph (a) of this Part is being presented, the document shall also include the price information as of the latest practicable trading date, and in the case of securities to be issued in connection with an acquisition, business combination or other reorganization, as of the trading date immediately prior to the public announcement of such transaction.		Please disclose.	Done. Information already added.
Dividends			
(a) Discussion of any Cash Dividends Declared (two most recent years)		Please disclose for 2018 and 2019	Not applicable. No dividend declaration since 2000.
Recent Sales of Unregistered or Exempt Securities including Recent Issuance of Securities Constituting an Exempt Transaction			
(d) Exemption from Registration Claimed - Indicate section of the Code & state briefly the facts relied upon to make the exemption available		Please disclose the particular exemption claimed.	Not applicable
Discussion on Compliance with leading practice on Corporate Governance			
Any deviation from the company's Manual of Corporate Governance. Including a disclosure of the name and position of the person/s involved and sanction/s imposed on said		Please disclose.	The degree of Compliance to the Corporate Governance Manual has

individual			already been noted.
AUDITED FINANCIAL STATEMENTS			
3	ADDITIONAL COMPONENTS OF FINANCIAL STATEMENTS (SRC Rule 68,		Please submit.
	A. Legal matter paragraph in the Auditor's Report on each components: (1) Reconciliation of Retained Earnings Available for Dividend Declaration (Part 1,4 (c)) (Financial Reporting Bulletin No. 1) (2)Tabular schedule of standards and interpretations as of reporting date (Par 4(J)) (3)A map of the conglomerate or group of companies		Per the revised SRC Rule 68, this is no longer a requirement.
	B. Reconciliation of Retained Earnings Available for Dividend Declaration (Part 1,4 (c))		Company does not have excess Retained Earnings.
	C. Tabular schedule of standards and interpretations as of reporting date (Par 4(J))		Per the revised SRC Rule 68, this is no longer a requirement.
	D. A map of the conglomerate or group of companies showing the relationships between and among the company and its ultimate parent company, middle parent, subsidiaries or co-subsidiaries, and associates (Par 4(h))		Already provided in the report.
ADDITIONAL REQUIREMENTS (SRC Rule 68, as amended October 2011)			Please submit.
A schedule showing financial soundness indicators in two comparative period as follows: 1) current/ liquidity ratios; 2) solvency ratios, debt-to-equity ratio; 3) asset-to-equity ratio; 4)interest rate coverage ratio; 5) profitability ratio and 6)other relevant ratio as the Commission may prescribe.			Already provided in the report.
Interim Financial Statements and MD&A as of September 30, 2020.			Please submit 3rd quarter report; otherwise, file an exemptive relief from the requirement of providing the Interim Financial Statement in the Information Statement and provide the same no later than five (5) days before the scheduled ASM, or for PLCs who would be conducting their ASM via remote communication or in absentia, no later than five (5) days before the cut-off period for submitting written questions/clarifications to the company.

Sincerely yours,


Richard L. Ricardo
 Compliance Officer

10/26/2020

Vicente Graciano P. Felizmenio, Jr.
 Director
 Markets and Securities Regularization Department
 SEC Building, EDSA, Greenhills, Mandaluyong City

Dear Mr. Felizmenio,

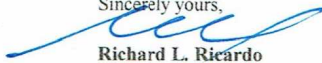
Stated herewith are the following revisions:

WATERFRONT PHILIPPINES, INC.							
Definitive Information Statement was filed on October 20, 2020							
SEC Form 20-IS							
Checklist of Requirements				Page No.	DIS Filed on 20 October 2020		
Notice of Meeting							
COVER SHEET							
9. Approximate date on which the Information Statement is first to be sent or given to security holders						Record date not in harmony with Sec 49 of the RCC: "written notice of regular meetings shall be sent to all stockholders or members of record at least twenty-one (21) days prior to the meeting, unless a different period is required in the bylaws, law, or regulation" and "Unless the bylaws provide for a longer period, the stock and transfer book or membership book shall be closed at least twenty (20) days for regular meetings and seven (7) days for special meetings before the scheduled date of the meeting." Therefore, it is advised that the record date be set not later than the date of distribution. Not complied with. Please see that the Record Date per DIS is	Not exceeding 25 days preceding date of meeting. (Art. VI, Sec. 3 By-laws). Revision is reflected on Page 13 of the submitted file.
Part I.							
A. General Information							
ITEM 1. DATE, TIME AND PLACE OF MEETING							
Approximate date on which information statement is first sent or given to security holders						Please see that the Record Date per DIS is October 20, 2020 which is a later date than the date of distribution. Please refer to the advise that the record date should be not later than the date of distribution. Please	Not exceeding 25 days preceding date of meeting. (Art. VI, Sec. 3 By-laws). Revision is reflected on Page 13 of the submitted file.
B. Control and Compensation Information							
ITEM 4. VOTING SECURITIES & PRINCIPAL HOLDERS							
Record date with respect to solicitation.						Please see that the Record Date per DIS is October 20, 2020 which is a later date than the date of distribution. Please refer to the advise that the record date should be not later than the date of distribution. Please	Not exceeding 25 days preceding date of meeting. (Art. VI, Sec. 3 By-laws). Revision is reflected on Page 13 of the submitted file.
(2) Security Ownership of Management							
Title of Class		Name of the Beneficial Owner	Amount and Nature of the Beneficial Ownership	Citizenship	Percent of Class	Weslie T. Gatchalian is not included in any other part of the IS as director or management. Please make proper discussion or revise accordingly.	
						Weslie T. Gatchalian has been removed from the list of security ownership. He is a stockholder and is the brother of the President, Kenneth T. Gatchalian and a Nephew of Elvira A. Ting.	
ITEM 5. DIRECTORS & EXECUTIVE OFFICERS							
If action is with respect to election of directors							
Information required by Part IV paragraphs (A), (D)(1) and (D)(3) of							
A (A)(1) Identify Directors, including Independent Directors and							
Certification on Qualification and Disqualification of Independent Directors.						Not complied with. Certification of Renato C. Francisco is not attached.	Renato C. Francisco is noted to be a Regular Director and not an Independent Director.
(a) List the names, ages and citizenship of all directors, including independent directors, executive officers and all persons nominated or chosen to become such where required under Section 38 of the Code and SRC Rule 38.1 adopted thereunder; also provide the names						The number of nominees for Directors (10) are more than the number of Directors in the AOI (9). Not complied with. Please see page 4 of the DIS and revise accordingly.	There are 9 nominees for Board of Directors and 1 nominee for Corporate Secretary
ITEM 6. COMPENSATION OF DIRECTORS & EXECUTIVE OFFICERS							
Part IV, paragraph (B) of "Annex C", as amended							
If action to be taken is with regard to election of directors, any bonus profit							
(1) Summary Compensation Table							
Checklist of Requirements				Page No.	DIS Filed on 20 October 2020		
Name and Principal Position	Year	Salary	Bonus	Other Annual Compensation	(1) Please mark 2020 as estimated. (2) Please add the compensation of other directors and officers.		Revision already reflected. Table already presents the 5 highly compensated executive officers for

ITEM 11. FINANCIAL & OTHER INFORMATION			
A Information Required			
	If action to be taken is with respect to any matter specified in Items 9 or 10,		
1	Audited FS	Please file the proper request for exemptive relief.	Annual audited FS has been attached to the report. See page 168
C Information for the registrant & for the other person			
I. Information required by Part I paragraphs (A), (B) and (C) of "Annex C"			
A	Description of Business		
	(2) BUSINESS OF ISSUER		
	(a) DESCRIPTION OF THE BUSINESS OF REGISTRANT AND ITS		
	If Material:		
	(14) Total Number of registrant's employees and the number of employees it anticipate to have within the ensuing twelve (12) months. Indicate the number by type of employee, whether or not any of them are subject to collective bargaining agreements and the expiration date.	Total number of employees in description is different from the total in the Table of employees.	Revision already reflected. See page 131
	Checklist of Requirements	Page No.	DIS Filed on 20 October 2020
II. Information required by Part II(A) of "Annex C, as amended"			
A	Market Price of and Dividends		
	(1) Market Information		
	i. If principal market is a Stock Exchange in the Philippines or a foreign		
	(2) Presentation of the High and Low Sales Prices for Each Quarter within the last two (2) fiscal years and any subsequent interim period for which Financial Statements are required by SRC Rule 68.	Please disclose for 1st 2nd and 3rd quarters of 2020	Already Provided. See page 39
	(b) If the information called for by paragraph (A) of this Part is being presented, the document shall also include the price information as of the latest practicable trading date, and in the case of securities to be issued in connection with an acquisition, business combination or other reorganization, as of the trading date immediately prior to the public announcement of such transaction.	Not complied with. Please disclose information of not earlier than 90 days from date of ASM or latest practicable trading date, whichever is later.	See attached 3rd Quarter Report
	(4) Recent Sales of Unregistered or Exempt Securities including Recent Issuance of Securities Constituting an Exempt Transaction		
	(d) Exemption from Registration Claimed - Indicate section of the Code & state briefly the facts relied upon to make the exemption available	Not complied with. Please disclose the specific provision applied for the requests for exemptions listed in the Table in page 29 of the Information Statement.	Already indicated.
B	Financial Statements meeting the requirements of SRC Rule 68 (See Item 9 AUTHORIZATION OR ISSUANCE OF SECURITIES)		
	Please file the applicable request for exemptive relief.		
	See attached 3rd Quarter Report		
III. Information required by Part III, paragraphs (A) and (B) of "Annex C"			
A	Management's Discussion and Analysis. MD&A helps to explain financial results. A reader of the MD&A should be able to understand the financial results of the registrant's business as discussed in the "Business" section. It shall provide information with respect to liquidity, capital resources and other information necessary to understand the registrant's financial condition and results of operation. For both full fiscal years and interim periods, disclose the company's and its majority owned subsidiaries top five (5) key performance indicators. It shall include a discussion of the manner by which the company calculates or identifies the indicators presented on a comparable basis		
	Please provide as of December 30, 2020 and 2019.		
	Interim Financial Statements are provided		
	(2) All other registrants shall provide the following		
	(a) Full fiscal years		
	(1) Discussion of the Registrant's Financial Condition, Changes in Financial Condition and Results of Operations for each of the last 3 fiscal years.	The change in Other Current Liabilities of 2019 vs 2018 in the MD&A is different from the AFS. There was an increase, not decrease. Please make proper corrections.	Revision already reflected. refer to page 35 and 179.
	(2) If FS shows losses from operation, explain the causes underlying these losses and the steps the registrant has taken or is taking to		
	(3) Past and future financial condition and results of operation, with particular emphasis on the prospects for the future.		
	(4) Key Variable and Other Qualitative and Quantitative Factors.		
	If Material:		
	(vii) Causes for Any Material Changes from Period to Period of FS which shall include vertical and horizontal analyses of any material item (5%)	Not complied with. There was an increase, not decrease. Please make proper corrections.	Revision already reflected. refer to page 35 and 179.
D. Other Matters			
ITEM 15. ACTIONS WITH RESPECT TO REPORTS			
Reports of Directors, Officers, Committees or Any Minutes of a			
	State whether or not it constitutes approval/disapproval.		
	Identify each of such matters intended for approval/disapproval &	Please disclose for the Ratification of the Acts of the Board of Directors.	Already provided. See page 29

MANAGEMENT REPORT			
2	Management's Discussion and Analysis (MD&A) or Plan of Operation		
	Registrants that have not had revenues from operations in each of the last two fiscal years, or the last fiscal year and any interim period in the current fiscal year for which financial statements are furnished in the disclosure document, shall in addition to applicable items under subparagraph (2), provide the		
	Checklist of Requirements	Page No.	DIS Filed on 20 October 2020
2	Management's Discussion and Analysis. MD&A helps to explain financial results. A reader of the MD&A should be able to understand the financial results of the registrant's business as discussed in the "Business" section. It shall provide information with respect to liquidity, capital resources and other information		
	The discussion and analysis shall focus specifically on material events and uncertainties known to management that would cause reported financial information not to be necessarily indicative of future operating results or of future financial condition. This would include descriptions and amounts of matters that would have an impact on future operations and have not had an impact in the past, and matters that have had an impact		
	For both full fiscal years and interim periods, disclose the company's and its majority-owned subsidiaries' top five (5) key performance indicators. It shall include a discussion of the manner by which the company calculates or identifies the indicators presented on a		
	(a) Full fiscal years		
	(1) Discussion of the Registrant's Financial Condition, Changes in Financial Condition and Results of Operations for each of the last 3 fiscal years		
	(2) If FS shows losses from operation, explain the causes underlying these losses and the steps the registrant has taken or is taking to		
	(3) Past and future financial condition and results of operation, with particular emphasis on the prospects for the future.		
	(4) Key Variable and Other Qualitative and Quantitative Factors.		
	If Material:		
	(vii) Causes for Any Material Changes from Period to Period of FS which shall include vertical and horizontal analyses of any material item (5%)		
		The change in Other Current Liabilities of 2019 vs 2018 in the MD&A is different from the AFS. There was an increase, not decrease. Please make proper corrections.	Revision already reflected. refer to page 34 and 174.
5	Market Price of and Dividends required by Part V of Annex C, as amended		
1	Market Information		
	If principal market is a Stock Exchange in the Philippines or a foreign Exchange:		
	(2) Presentation of the High and Low Sales Prices for Each Quarter within the last two (2) fiscal years and any subsequent interim period for which Financial Statements are required by SRC Rule 68.	Please disclose for 1st 2nd and 3rd quarters of 2020	Already provided. See page 39
	(b) If the information called for by paragraph (a) of this Part is being presented, the document shall also include the price information as of the latest practicable trading date, and in the case of securities to be issued in connection with an acquisition, business combination or other reorganization, as of the trading date immediately prior to the public	Not complied with. Please disclose information of not earlier than 90 days from date of ASM or latest practicable trading date, whichever is later.	See attached 3rd Quarter Report
4	Recent Sales of Unregistered or Exempt Securities including Recent		
	(d) Exemption from Registration Claimed - Indicate section of the Code & state briefly the facts relied upon to make the exemption available	Not complied with. Please disclose the specific provision applied for the requests for exemptions listed in the Table in page 29 of the Information Statement.	See attached 3rd Quarter Report
AUDITED FINANCIAL STATEMENTS			
5	Interim Financial Statements and MD&A as of September 30, 2020.	Please file the corresponding Request for Exemptive Relief.	See attached 3rd Quarter Report

Sincerely yours,


Richard L. Ricardo
 Compliance Officer

10/27/2020

Vicente Graciano P. Felizmenio, Jr.
 Director
 Markets and Securities Regularization Department
 SEC Building, EDSA, Greenhills, Mandaluyong City

Dear Mr. Felizmenio,

Stated herewith are the following revisions:

WATERFRONT PHILIPPINES, INC.														
Amended Definitive Information Statement was filed on October 27, 2020														
SEC Form 20-IS		Page No.	Revised DIS Filed on October 27, 2020	Amendments/Revisions										
Checklist of Requirements														
Notice of Meeting														
COVER SHEET														
9. Approximate date on which the Information Statement is first to be sent or given to security holders			Record date cannot be set after the date of distribution because the stockholders to whom the IS will be distributed will be identified as of record date	In compliance with SEC Notice dated April 20, 2020 providing for an alternative mode of distributing ASM Notices, notice of this meeting and definitive copies of the Information Statement were published via the Company's website and PSE Edge on October 21, 2020. The Notice was also published in two (2) newspaper of general circulation, in print and digital format-Manila Bulletin and Philippine Star on October 21 and 22, 2020.										
Part I.														
A. General Information														
ITEM 1. DATE, TIME AND PLACE OF MEETING														
Approximate date on which information statement is first sent or given to security holders			Record date cannot be set after the date of distribution because the stockholders to whom the IS will be distributed will be identified as of record date											
B. Control and Compensation Information														
ITEM 4. VOTING SECURITIES & PRINCIPAL HOLDERS														
Record date with respect to solicitation.			Record date cannot be set after the date of distribution because the stockholders to whom the IS will be distributed will be identified as of record date											
ITEM 5. DIRECTORS & EXECUTIVE OFFICERS														
If action is with respect to election of directors														
Information required by Part IV paragraphs (A), (D)(1) and (D)(3) of "Annex C,														
A (A)(1) Identify Directors, including Independent Directors and Executive														
Certification on Qualification and Disqualification of Independent Directors.			Renato C. Francisco is identified as Independent Director in the PIS. Please clarify why the change in classification of Mr. Renato C. Francisco from Independent Director to Director.	Renato C. Francisco is noted to be a Regular Director and not an Independent Director.										
ITEM 6. COMPENSATION OF DIRECTORS & EXECUTIVE OFFICERS														
Part IV, paragraph (B) of "Annex C", as amended														
If action to be taken is with regard to election of directors, any bonus profit sharing														
(1) Summary Compensation Table														
<table border="1"> <thead> <tr> <th>Name and Principal Position</th> <th>Year</th> <th>Salary</th> <th>Bonus</th> <th>Other Annual Compensation</th> </tr> </thead> <tbody> <tr> <td></td> <td></td> <td></td> <td></td> <td></td> </tr> </tbody> </table>		Name and Principal Position	Year	Salary	Bonus	Other Annual Compensation							(1) Please mark only the 2020 as estimated. 2016-2019 should be actual. (2) Please include the other officers in aggregate (other than the top 5 highly compensated officers).	Revision already reflected. refer to page 25
Name and Principal Position	Year	Salary	Bonus	Other Annual Compensation										
ITEM 11. FINANCIAL & OTHER INFORMATION														
C Information for the registrant & for the other person														
Checklist of Requirements		Page No.	Revised DIS Filed on October 27, 2020											
II. Information required by Part II(A) of "Annex C, as amended"														
A Market Price of and Dividends														
(1) Market Information														
i. If principal market is a Stock Exchange in the Philippines or a foreign Exchange:														
III. Information required by Part III, paragraphs (A) and (B) of "Annex C,														
A														
Management's Discussion and Analysis (MD&A) helps to explain financial results. A reader of the MD&A should be able to understand the financial results of the registrant's business as discussed in the "Business" section. It shall provide information with respect to liquidity, capital resources and other information necessary to understand the registrant's financial condition and results of operation. For both full fiscal years and interim periods, disclose the company's and its majority owned subsidiaries top five (5) key performance indicators. It shall include a discussion of the manner by which the company calculates or identifies the indicators presented on a comparable basis			Please disclose.	Interim Financial Statements are provided										
(2) All other registrants shall provide the following information:														
(a) Full fiscal years														
(1) Discussion of the Registrant's Financial Condition, Changes in Financial Condition and Results of Operations for each of the last 3 fiscal years.			The change in Other Current Liabilities of 2019 vs 2018 in the MD&A is different from the AFS. There was an increase, not decrease. Please make proper corrections.	Revision already reflected. refer to page 35 and 179.										
(2) If FS shows losses from operation, explain the causes underlying these losses and the steps the registrant has taken or is taking to address these cause														
(3) Past and future financial condition and results of operation, with particular emphasis on the prospects for the future.														
(4) Key Variable and Other Qualitative and Quantitative Factors.														
If Material:														
(vi) Causes for Any Material Changes from Period to Period of FS which shall include vertical and horizontal analyses of any material item (5%)														
MANAGEMENT REPORT														
2 Management's Discussion and Analysis (MD&A) or Plan of Operation														
(a) Full fiscal years														
(1) Discussion of the Registrant's Financial Condition, Changes in Financial Condition and Results of Operations for each of the last 3 fiscal years.			The change in Other Current Liabilities of 2019 vs 2018 in the MD&A is different from the AFS. There was an increase, not decrease. Please make proper corrections.	Revision already reflected. refer to page 35 and 179.										
(2) If FS shows losses from operation, explain the causes underlying these losses and the steps the registrant has taken or is taking to address these cause.														
(3) Past and future financial condition and results of operation, with particular emphasis on the prospects for the future.														
(4) Key Variable and Other Qualitative and Quantitative Factors.														
If Material:														
(vii) Causes for Any Material Changes from Period to Period of FS which shall include vertical and horizontal analyses of any material item (5%)														



October 22, 2020

Dear Stockholder:

Please be advised that the annual meeting of the stockholders of WATERFRONT PHILIPPINES, INC. (the "Corporation"), will be held on Monday, November 16, 2020 at 10:00 a.m. In light of the COVID-19 pandemic and to ensure the safety and welfare of our stockholders, the meeting will be conducted virtually via secure online meeting platform to pass upon the matters:

1. Call to Order
2. Certification of Notice and Quorum
3. Approval of Minutes of the Previous Stockholders' Meeting
4. Report to the Stockholders for the Year 2019
5. Ratifications of the Acts of the Board and Management
6. Election of Directors for 2020-2021
7. Appointment of External Auditor
8. Appointment of External Counsel
9. Other matters
 - Authority to Pledge Shares of Stock in Waterfront Manila Premier Development, Inc to secure the obligation of WMPDI's contractor, China First Highway Corporation with consortium of China Bank including but not limited to China Development Bank and the Industrial and Commercial Bank of China.
 - Authority to Obtain Additional Loan/s from PBCom.
10. Adjournment

The record date for the purpose of determining the stockholders who are entitled to vote in said stockholders' meeting is October 20, 2020. The stock and transfer book will be closed from October 21, 2020 to November 16, 2020.

PARTICIPATION ONLY VIA REMOTE COMMUNICATION. Stockholders can only participate in the meeting by remote communication. Stockholders as of the Record Date who intend to participate or be represented in the virtual ASM may register by logging in at https://www.waterfronthotels.com.ph/investor_relations/ and attaching the required documents for validation. After validation, the stockholder shall thereafter receive an email confirmation and details with link to log in and view the ASM 2020 at the accorded schedule.

VOTES MAY BE CAST ONLY THROUGH ONLINE CASTING OF VOTES/PROXIES ON OR BEFORE 6 November 2020 (at 5:00P.M.). Stockholders whose shareholdings are lodged with the Philippine Central Depository are reminded to secure a certification of your shareholdings from your respective stockbrokers.

WE ARE NOT SOLICITING YOUR PROXY.

Pasig City, Philippines, October 22, 2020.

ARTHUR R. PONSARAN
Corporate Secretary
Unit 3104, 31st Floor
Antel Global Corporate Centre
#3 Dona Julia Vargas Avenue
Ortigas Center, Pasig City

WATERFRONT PHILIPPINES INC.

Main Office: 1 Salinas Drive, Lahug, Cebu City, 6000 Philippines

Manila Office: 7/F Waterfront Manila Hotel & Casino

United Nations Ave. cor. Ma. Orosa, Ermita Manila, 1000 Philippines

E-mail: i.lawas@waterfronthotels.net

Tel.: (02) 8859-0129/8559-0888 loc. 811

Website: www.waterfronthotels.com.ph

SECURITIES AND EXCHANGE COMMISSION

SEC FORM 20-IS

INFORMATION STATEMENT PURSUANT TO SECTION 20
OF THE SECURITIES REGULATION CODE

1. Check the appropriate box:
[] Preliminary Information Statement
[/] Definitive Information Statement
2. Name of Registrant as specified in its charter **WATERFRONT PHILIPPINES, INCORPORATED**
3. **PHILIPPINES**
Province, country or other jurisdiction of incorporation or organization
4. SEC Identification Number **AS-0994-8678**
5. BIR Tax Identification Code **D80-003-978-254-NV**
6. **No. 1 Waterfront Drive, Off Salinas Drive, Lahug, Cebu City** **6000**
Address of principal office Postal Code
7. Registrant's telephone number, including area code
(02) 559-0130
8. **November 16, 2020 10:00 AM online via Zoom in Cebu City**
Date, time and place of the meeting of security holders
9. Approximate date on which the Information Statement is first to be sent or given to security holders: **October 07, 2020**
10. **In case of Proxy Solicitations:**
Name of Person Filing the Statement/Solicitor:

Address and Telephone No.: _____
11. Securities registered pursuant to Sections 8 and 12 of the Code or Sections 4 and 8 of the RSA (information on number of shares and amount of debt is applicable only to corporate registrants):
- | Title of Each Class | Number of Shares of Common Stock
<u>Outstanding</u> or Amount of Debt Outstanding |
|---|--|
| <u>Common Shares - P1.00 par value</u> | <u>2,498,991,753</u> |
12. Are any or all of registrant's securities listed in a Stock Exchange?
Yes X No _____
If yes, disclose the name of such Stock Exchange and the class of securities listed therein:
Philippine Stock Exchange - Common shares

PART I.

A. GENERAL INFORMATION

Item 1. Date, time and place of meeting of security holders

- a.) The annual meeting of the stockholders of Waterfront Philippines, Incorporated is scheduled to be held on November 16, 2020 at 10:00 a.m. in Cebu City via the virtual meeting app, Zoom. The complete mailing address of the principal office of the registrant is No.1 Waterfront Drive, Off Salinas Drive Lahug, Cebu City.
- b.) Approximate date on which the Information Statement is first to be sent or given to security holders: October 7, 2020.

Item 2. Dissenter's Right of Appraisal

The shareholders shall have appraisal right or the right to dissent and demand payment of the fair value of their shares in the manner provided under Section 80 of the Corporation Code, under any of the following circumstances:

- In case any amendment to the Articles of Incorporation has the effect of changing or restricting the rights of any stockholders or class of shares, or of authorizing preferences in any respect superior to those of outstanding shares of any class, or of extending or shortening the term of corporate existence;
- In case of sale, lease, exchange, transfer, mortgage, pledge, or other disposition, of all or substantially all of the corporate property and assets as provided in the Corporation Code;
- In case of merger or consolidation: and
- In case of investment of corporate funds for any purpose other than the primary purpose of the Corporation.

Under Section 81 of the Corporation Code, stockholders who dissent to certain corporate actions are given the right appraisal as provided in the Corporation Code. Among others, appraisal rights are available to dissenters in case the corporation invests its funds in another corporation or business for any purpose other than its primary purpose. The appraisal right may be exercised by any stockholder who shall have voted against the corporate action, by making a written demand on the corporation within (30) days after the date on which the vote was taken for the payment of the fair value of his shares.

"Indication whether there is any matter to be taken up which will give rise to the exercise of the dissenter's right of appraisal-**there is none.**

Item 3. Interest of Certain Persons in or Opposition to Matter to be Acted Upon

1. Other than election to office and other matters stated herein, no director or officer has any substantial interest in any matter to be acted upon during the Annual Meeting of stockholders on November 16, 2020.
2. No director intends to oppose any action to be taken at the said meeting.

B. CONTROL AND OTHER INFORMATION

Item 4. Voting Securities and Principal Holders Thereof

The number of shares outstanding and entitled to vote in the stockholders' meeting is 2,498,991,753 shares as of October 20, 2020. The record date for purposes of determining stockholders entitled to vote is **October 20, 2020**. This is per the Art. VI, Sec 3 of the By-laws which state that the record date shall not

exceed 25 days preceding date of meeting. Stockholders are entitled to cumulative voting in the election of directors, as provided by the Corporation Code.

Under Section 23 of the Corporation Code, cumulative voting is allowed in the election of Directors. Thus, a stockholder may vote such number of shares for as many persons as there are directors to be elected, or he may cumulate his shares and give one candidate as many votes as the number of directors to be elected multiplied by the number of shares shall equal, or he may distribute them on the same principle among as many candidates as he shall see fit, provided, that the total number of votes cast by him shall not exceed the number of shares owned by him as shown in the books of the corporation multiplied by the whole number of directors to be elected.

Security Ownership of Certain Record and Beneficial Owners and Management. There is no change in control of the registrant since the beginning of the last calendar year.

**Item 5. Security Ownership of Certain Record and Beneficial Owners:
(As of September 30, 2020)**

The following persons are known to the Company to be directly or indirectly the record or beneficial owner of more than 5% of any class of the Company's voting securities:

<u>Title of Class</u>	<u>Name & Address of Record Owner & Relationship with Issuer</u>	<u>Name of Beneficial Owner & Relationship with Record Owner</u>	<u>Citizenship</u>	<u>No. of Shares Held</u>	<u>% of Class</u>
Common	The Wellex Group, Inc. 35 th Flr One Corporate Center, Dona Julia Vargas Ave. cor. Meralco Ave., Ortigas <i>TWGI is the holding company and major stockholder of WPI.</i>	The Wellex Group, Inc. 35 th Flr One Corporate Center, Dona Julia Vargas Ave. cor. Meralco Ave., Ortigas Center, Pasig City • Represented by Miss Elvira A. Ting, who is a nominee of said company. Directors & Officers are William T. Gatchalian, Dee Hua T. Gatchalian, Kenneth T. Gatchalian, Arthur R. Ponsaran & Yolanda T. de La Cruz	Filipino	1,128,466,800	45.16%
Common	PCD Nominee Corporation (Fil.) 37/F Tower I, The Enterprise Center 6766 Ayala Ave., Paseo de Roxas, Makati City <i>(PCD Nominee is not related to WPI)</i>	Various Clients	Filipino	611,076,973	24.45%
Common	Silver Green Investments LTD. Commence Overseas LTD. Commence Chambers P.O Box 2200, Road Town Tortola, BVI	As of the date of this definitive report the authorized person to vote is not yet known.	Non Filipino	180,230,000	7.21%
Common	Chesa Holding, Inc	As of the date of this	Filipino	175,924,000	7.04%

	Unit 401 Joy bldg., No.6 Joy St, Grace Village Brgy. Balingasa	definitive report the authorized person to vote is not yet known.			
Common	Tybalt Investment LTD Scotia Ctr 4/F P.O 2804 George Town Grand Cayman Island British West Indies	As of the date of this definitive report the authorized person to vote is not yet known.	Filipino	135,010,000	5.40%

Natural persons authorized to vote the shares of Silver Green Investments LTD., Chesa Holding, Inc. and Tybalt Investment LTD cannot be identified until the proxy shall have been appointed in writing by the stockholder himself or by his duly authorized attorney-in-fact.

Foreigners do not own, directly or indirectly, more than 15% of any class of the Company's voting securities. PCD Nominee (Non-Filipino) constitutes only a 1.326%.

Security Ownership of Management (As of September 30, 2020)

Title Of Class	Name of beneficial Owner	Amount and nature of Beneficial Ownership	Citizenship	% of Class
Common	Kenneth T. Gatchalian	30,000,100 direct	Filipino	1.200
Common	Arthur M. Lopez	1 direct	Filipino	0.000
Common	Elvira A. Ting	10, 000, 009 direct	Filipino	0.400
Common	Lamberto B. Mercado, Jr.	100 direct	Filipino	0.000
Common	Arthur R. Ponsaran	110 direct	Filipino	0.000
Common	Dee Hua T. Gatchalian	350,000 direct	Filipino	0.014
Common	Reno I. Magadia	10,000 direct	Filipino	0.000
Common	Sergio R. Ortiz-Luis Jr.	110 direct	Filipino	0.000
Common	Ruben D. Torres	1,000 direct	Filipino	0.000
Common	Renato C. Francisco	1 direct	Filipino	0.000
	Total Beneficial Ownership	40,361,431		1.615

There is no voting trust holder of 5% or more.

There are no persons holding a certain class of stocks under a voting trust or similar agreement. There are also no arrangements that may result in a change in control of the registrant. There are no significant changes to the control in the group for the year 2019.

Item 6. Directors and Executive Officers

Nominees for Election as Members of the Board of Directors: (Final as Pre-screened by Nominations Committee)

Name	Position	Age	Citizenship
Sergio R. Ortiz-Luis, Jr	Chairman of the Board/Independent Director	75	Filipino
Elvira A. Ting	Treasurer/Director	60	Filipino
Lamberto B. Mercado, Jr.	Director	56	Filipino
➤ Ruben D. Torres	Independent Director	79	Filipino
Reno I. Magadia	Director	50	Filipino
➤ Arthur M. Lopez	Independent Director	74	Filipino
Kenneth T. Gatchalian	President/Director	44	Filipino
Dee Hua T. Gatchalian	Director	72	Filipino
➤ Renato C. Francisco	Director	77	Filipino

They are in the final list of nominees as pre-screened by the Nominations Committee. They are being nominated by Ms. Elvira Ting, all of whom are not related with her.

Independent Directors should possess all the qualifications and none of the disqualifications to serve as such as provided for in Section 38 of the Securities Regulation Code and its implementing Rules and Regulations.

Nominations Committee

Chairman - Arthur M. Lopez -Independent Director
 Member - Ruben D. Torres -Independent Director
 Member - Lamberto B. Mercado, Jr.

The Company has complied with the Guidelines on the Nomination and Election of the Independent Directors as outlined in SRC Rule 38.

Directors and Executive Officers:

- a) There are 9 seats in the Board of Directors. The term of office of each member is one year.
- b) The current members of the Board of Directors are now as follows:

Office	Name	Age	Citizenship	Position in Other Listed Companies
Chairman of the Board/Independent Director	Sergio R. Ortiz-Luis, Jr.	75	Filipino	Independent Director-Waterfront Philippines, Inc., President & CEO - Philippine Exporters Confederation, Inc. (PHILEXPORT); Honorary Chairman - Philippine Chamber of Commerce & Industry, Employers Confederation of the Philippines, Integrated Concepts and Solutions, Inc., Vice-Chairman of Alliance Global, Inc.; Director - International Chamber of Commerce of the Philippines, Manila Exposition Complex, Inc., Lasaltech Academy, BA Securities, Rural Bank of Baguio, GS1.; Gov't Affiliations: Vice-Chairman - Export Development Council; Civic Organizations: Chairman - Rotary Club of Green Meadows, Director - PILAK Foundation, Universal Access Center for Trade Others: Honorary Consul General - Consulate of Romania in the Philippines.
Director	Kenneth T. Gatchalian	44	Filipino	Director-Wellex Industries Inc.; President & CEO of Acesite (Phils.) Hotel 2007-present; President and Chief Executive Officer of Philippine

				Estates Corporation 2010-2011; Director-Forum Pacific Inc.
Director	➤ Arthur M. Lopez	74	Filipino	Owner and Principal Consultant of AML Hotel Consultancy, Management and Technical Services Consultant of Federal Land and owner of Grand Hyatt Projects and Marco Polo Cebu; Director-Philippine Estates Corp., Chairman- Acesite Phils. Hotel Corp, Hotel Management Consultant of the B Hotel Manila, Bellevue Bohol Resort in Panglao, B Hotel Quezon City, Bellevue Baguio (opening in 2018) and Bloomberry Casino Hotels & Resorts; Regional Director of Asia Pacific Top Management International Resources Corp.; Hotel Management Consultant of Double Dragon properties Corporation. President of Legoli Holdings Inc and Arleff Holdings Inc. and President of Phil. Hotel Federation Inc.
Director	Dee Hua T. Gatchalian	72	Filipino	Director- Philippine Estates Corporation, Acesite (Philippines) Hotel Corporation; EVP- Finance and Admin The Wellex Group, Inc., & Plastic City Corporation. Chairperson of Jesus Our Life Ministries, Inc.
Director	Reno I. Magadia	50	Filipino	Managing Director- Misons Industrial & Development Corp., Metro Combined Logistics Solutions, Inc.; Director - Metro Alliance Holdings and Equities Corp. Vice-President and Director of Mercator Filter Manufacturing Corporation.
Director	Lamberto B. Mercado, Jr.	56	Filipino	Director-The Wellex Group, Inc., Metro Alliance Holdings & Equities Corp., Forum Pacific, Inc. Director- Acesite (Phils.) Hotel 2004-present, Air Philippines Corporation and Philippine International Airways, Inc.
Director	➤ Ruben D. Torres	79	Filipino	Independent Director Waterfront Philippines, Inc., President -BPO Workers Association of the Phils.; Senior Partner - Torres

				Caparas Torres Law Offices; Secretary General-Katipunan ng Manggagawa at Magsasaka ng Pilipinas; Chairman/CEO - Service Exporters Risk Management & Consultancy Co., Towers Corporation and Optimus Medical Care and Trading Corporation.
Director and Treasurer	Elvira A. Ting	60	Filipino	President & CEO - Philippine Estates Corporation; Director-Wellex Industries, Inc., Forum Pacific, Inc., Orient Pacific Corporation, Crisanta Realty and Development Corporation, Recovery Development Corporation, The Wellex Group, Inc., Plastic City Industrial Corporation.
Corporate Secretary	Arthur R. Ponsaran	77	Filipino	Director-Philippine Estate Corporation, Wellex Industries, Inc., Forum Pacific, Inc. Acesite (Phils.) Hotel, Managing Partner-Corporate Counsels, Phils., Chairman of Value Management and Options Corp and Corp Secretary of Producers Rural Banking Corp., The Wellex Group, Inc., MRL Gold Phils., Inc., Village Foundation, Shuykill Assets Strategists (SPV-AMC), Inc., Petrolift Corp.
Director	➤ Renato C. Francisco	77	Filipino	Associate Justice-Court of Appeals, Former Executive Judge of the Regional Trial Court, Former Assistant City Prosecutor for Makati City

The aforementioned nominees are all incumbent directors. The independent directors, Mr. Sergio R. Ortiz-Luis Jr., Atty. Ruben D. Torres, Atty. Arthur M. Lopez have been independent directors since 2006, 2006, 2014 respectively. No incumbent director has resigned or declined to stand for election for re-election to the board of directors since the date of the last annual meeting of security holders.

Key Officers

Name	Office	Age	Citizenship
Kenneth T. Gatchalian	President	44	Filipino
Precilla O. Toriano	Corporate Finance Director	51	Filipino
Maria Socorro R. Coteló	Corporate Planning Director	45	Filipino
Lanelle Cristina M. Barba	Corporate Peers Resources and Development Director	42	Filipino

A brief description of the directors' and executive officers' business experience and other directorship held in other reporting companies for the last **five years** are provided as follows:

Sergio R. Ortiz-Luis, Jr.	Chairman of the Board
<p>He has degrees of Bachelor of Arts and Bachelor of Science in Business Administration from De La Salle University; PhD Humanities from Central Luzon State University, and PhD Business Technology from Eulogio "Amang" Rodriguez Institute of Science and Technology. He is the President and CEO of Philippine Exporters Confederation, Inc. An Honorary Chairman of Philippine Chamber of Commerce & Industry, Employers Confederation of the Philippines as well as Integrated Concepts & Solutions, Inc. He is the Vice Chairman of Alliance Global, Inc., Export Development Council. He is a Director of Manila Exposition Complex, Inc., Lasaltech Academy, Philippine Estate Corporation, BA Securities, Rural Bank of Baguio, PILAK Foundation, and Universal Access Center for Trade and Philippine International Training Corporation. He is a Council Adviser Member of Philippine Foundation, Inc., a Founding Director of International Chamber of Commerce of the Philippines and GS1. He is also a member of the Board of Advisers of Southville International School and Colleges. He is a commissioner of Patrol 117, a Financing Champion of National Competitiveness Council and a Private Sector Representative of Bamboo Council. He is also a Chairman of Rotary Club of Green Meadows Foundation and also a Chairman of Council of Advisers Eastern Police District. He is the Past President of Rotary Club of Green Meadows Quezon City RI District 3780; a Board of Advisers Member of Council of Advisers Philippine National Police, a senator of Philippine Jaycee Senate, Captain of Philippine Coastguard Auxiliary and a member of the League of Corporate Foundation. He is the Honorary Consul General of Consulate of Romania in the Philippines, a Treasurer of Consular Corps of the Philippines and an Honorary Adviser of International Association of Education for World Peace. Some awards that he received were International Peace Award for Economic Development in 2005, Most Outstanding Citizen of Nueva Ecija in the Field of Business in 2005 also, Most Outstanding Pasigueno in 2006, Ulirang Ama also in 2006 and Presidential Merit Award Medal in 2007. He became an Independent Director of Waterfront Philippines, Inc. since August 2006-present. In 2014, he attended Exporter's Partner in Gearing the Country for the AEC Markets of the World 2, Technology Innovation and Entrepreneurship as Competitive Strategies PHILAAS 63rd Annual Convention and lastly, Bringing the Buy Pinoy Campaign to the Next Level.</p>	
Kenneth T. Gatchalian	President
<p>Mr. Kenneth T. Gatchalian is a President of the Company. He is a member of the Board of Forum Pacific, Inc. and Wellex Industries, Inc., and The Wellex Group, Inc. Holds a Degree in Bachelor of Science in Architecture from University of Texas in San Antonio, Texas, USA. He's been the Director of Waterfront since February 2001.</p>	
Arthur M. Lopez	Director
<p>Hotel management consultant specializing in general hotel management consultancy services, marketing, hotel design development/technical services, gaming, hotel feasibility study, pre and post hotel opening management services, asset management/owner's representative, food and beverage concept and service, mergers and acquisitions, travel and tours, theme parks and third party management and branding. The Owner and Principal Consultant of AML Hotel Consultants. Hotel Management and Development Consultant - Double Dragon Properties Corporation (PSE listed) - Hotel of Asia Inc. - Jin Jiang Ortigas, Jin Jiang Inn Makati, Injap Tower Iloilo, Hotel 101 Manila (500 rooms), Hotel 101 Fort project (600 rooms, under construction); Hotel 101 Bohol (250 rooms, under construction); Hotel Management and Development Consultant - Bellevue Bohol Resort, The Bellevue Hotel Manila, The B Hotel Manila, B Hotel Quezon City; Bellevue Baguio (under construction) opening in 2018; Bellevue Bohol Resort extension (140 rooms) opening 2019. Hotel Management and Development Consultant - Wydham Garden (Wellworth Properties and Development Corporation) Quezon City (200 rooms) opening in 2020 and in a resort hotel in Mactan, Cebu City (300 rooms) opening in 2021. The Chairman - Philippine Estates Corporation (PSE listed) and Acesite Philippines Hotel Corporation, owner of Manila Pavilion Hotel (PSE listed). Director - Waterfront Hotels and Casinos (PSE listed) - Waterfront Cebu City Hotel & Casino, Manila Pavilion Hotel & Casino, Waterfront Airport Hotel & Casino and Waterfront Insular Hotel Davao. President - Philippine Hotel Owners Association, Inc. (PHOAI) - the largest group of hotel owners and developers in the Philippines. Holds a Bachelor of Science degree in Commerce, major in Management, and a Master's Degree in Business Administration (MBA), both from the University of Santo Tomas in the</p>	

Philippines. He completed a Tourism Management course at the East-West Center, University of Hawaii, Honolulu, Hawaii and Cornell University, Ithaca, New York, USA.

Dee Hua T. Gatchalian	Director
------------------------------	-----------------

Mrs. Gatchalian was elected director of the Company since 24 June 2004-present. She is the Executive Vice-President of The Wellex Group, Inc., and also the Executive Vice-President of Plastic City Corporation. She is a board of director of Philippine Estates Corporation, and Acesite (Phils.) Hotel Corp. She graduated with a degree in Medical Technology from the Far Eastern University in 1970. In addition to her numerous positions in business firms, she is the Chairperson of Jesus Our Life Ministries, Inc., a non-profit, non-stock organization duly registered with the Securities and Exchange Commission.

Reno I. Magadia	Director
------------------------	-----------------

A Master's degree holder in Business Administration from Pepperdine University in Los Angeles, California, Mr. Magadia is currently the Managing Director of holding firm, Misons Industrial and Development Corp. He is also the Managing Director of Metro Combined Logistics Solutions, Inc. He is on the Board of Directors of Metro Alliance Holdings and Equities Corporation. He held the posts of Vice President and Director of Mercator Filter Manufacturing Corporation. He also worked as Head Portfolio Manager of stock brokerage firm, Papa Securities Corporation. He was also the President and Founder of the Youth Leaders for Change, a non-profit and multi-sectoral organization for youth leaders in Quezon City. He was elected as Director of Waterfront Philippines, Inc., since September 17, 2005-present.

Lamberto B. Mercado, Jr.	Director
---------------------------------	-----------------

A lawyer and a CPA by profession, Atty. Mercado is a member of the Board of Directors of several publicly-listed companies namely: Waterfront Philippines, Inc., Metro Alliance Holdings & Equities Corp., Forum Pacific, Inc., Acesite (Philippines) Hotel Corporation and Wellex Industries, Inc. He is currently the Vice-President for Legal Affairs of the Wellex Group, Inc. In the past as Deputy Administrator for Administration, he had supervised the largest group in the Subic Bay Metropolitan Authority (SBMA). He had also, helped in the drafting of Administrative Orders to effectively implement R.A. 7227 (the law creating the Subic Bay Freeport Zone) and its implementing rules and regulations. He was the President of Freeport Service Corporation, a subsidiary of SBMA and helped in the creation and organization of this service corporation. He was also a Director of Acesite (Phils.) Hotel Corporation since June 24, 2004 to present. Associate Lawyer of Gascon, Garcia and Associates. He studied BSC Major in Accountancy at the University of Santo Tomas and Bachelor of Laws (LLB) at the Ateneo de Manila University School of Law, graduated in 1985 and 1990, respectively. He has been a director of Waterfront Philippines Inc., since July 2003-present.

Renato C. Francisco	Director
----------------------------	-----------------

A veteran legal professional, Justice Renato C. Francisco has been serving as an Associate Justice for the Court of Appeals from May 31, 2012 – August 20, 2018. An Ateneo De Manila University graduate for his Bachelor of Laws, Justice Francisco has served in the judiciary as a Presiding/Executive Judge for the Regional Trial Court – Branch 19 of Malolos, Bulacan. Prior to that, he has also been the Assistant City Prosecutor for Makati City from 1992 to 1996. His extensive knowledge about the judiciary and legislations was further improved by the training programs that he has been a part of including The Harvard Negotiation Intensive, The Seminar-Workshop on Substantive Law and Jurisprudence on Intellectual Property for Court of Appeals Justices.

Ruben D. Torres	Director
------------------------	-----------------

Mr. Ruben Torres graduated in the University of the Philippines with a degree of Bachelor of Arts (Political Science) after which, he finished the degree of Bachelor of Laws at the same university. Presently he is also the President of BPO Workers Association of the Philippines and Senior Partner of Torres Caparas Torres Law Office. He is also the Secretary General of Katipunan ng Manggagawa at Magsasaka ng Pilipinas. He is associated with the Integrated Bar of the Philippines and Philippine Academy of Professional Arbitrators. His former positions include being a Member of the House of Representatives of the 2nd District of Zambales, Executive Secretary of the Office of the President in Malacañang, Secretary of the Department of Labor and Employment. Mr. Torres became an Independent Director of Waterfront Philippines, Inc. since August 2006-present.

Elvira A. Ting	Director and Treasurer
-----------------------	-------------------------------

Ms. Elvira A. Ting earned her Bachelor's Degree in Business Administration major in Management from the Philippine School of Business Administration. Has been the Director of Waterfront Philippines, Inc., since October 2000-present. She is also the President/Director of Philippine Estates Corp., a director Wellex Industries, Inc., The Wellex Group, Inc., and Forum Pacific, Inc. She is also a Director/CFO of Acesite Phils. Inc. since 2004-present.

Arthur R. Ponsaran	Corporate Secretary
---------------------------	----------------------------

Atty. Arthur R. Ponsaran graduated his Bachelor's Degree from University of the East and he finished the degree of Bachelor of Laws at University of the Philippines. He is the Director of Philippine Estate Corporation, Wellex Industries, Inc., Forum Pacific, Inc. Acesite (Phils.) Hotel, Managing Partner-Corporate Counsels, Phils., Chairman of Value Management and Options Corp and Corp Secretary of Producers Rural Banking Corp., The Wellex Group, Inc., MRL Gold Phils., Inc., Village Foundation, Shuykill Assets Strategists (SPV-AMC), Inc., Petrolift Corp.

Executive

Kenneth T. Gatchalian	President
------------------------------	------------------

(see above description)

Precilla O. Toriano	Corporate Finance Director
----------------------------	-----------------------------------

Ms. Toriano joined Waterfront in September 10, 2001 as Asst. Financial Controller of Waterfront Cebu City Casino Hotel. After five (5) months, she became the Financial Controller before she was promoted as Corporate Finance Director for the group. Before joining Waterfront, she has already been working with the group; she worked as Internal Auditor at Air Philippines Corp. and eventually transferred to The Wellex Group, Inc. to join the Corporate Internal Audit team, which paved the way for her coming in the Waterfront Hotels and Casinos. She is a CPA by profession; she graduated at the University of the East with a degree of Bachelor of Science in Business Administration Major in Accounting. She took up MBA units in the Polytechnic University of the Philippines. After graduation, she worked as an accounting staff at Liberty Corrugated Boxes Manufacturing, Inc. Then, she moved to Control Management Inc. as an Internal Auditor. After which, she worked for Philippine Remnants Corp. as an Accounting Manager. She had several trainings in the following fields: Managerial Leadership and Decision Making Skills, the Basics of Management Audit, Supervisory Effectiveness, Accounting and BIR Regulations, Accounting and Bookkeeping Audit, Operations Audit, Living and Working in Balance, Management Development Program, Accounting & Administrative Control, and Lean Six Sigma. In 2005, she acquired a Certification in Financial Management for Hotels at Cornell University School of Hotel Administration, in New York USA focusing on High Performance Financial Management For Hotels Operations, Hospitality Financial Management & Operations Decision Making, and Fraud Controls for Managers. She attended the CFO Congress 2007 at Malaysia. In 2010, she was sent to Singapore to attend the Strategic & Sustainable Cost Control Training. She attended the Financial Modeling Seminar in Singapore in 2011. In the year 2012 in June-July, she was sent by the company to New York to attend the Management Development Program at Cornell University thus granting her the "Certification in Strategic Management". On June 2015, she took the 3-day MBA for Chief Finance Officers held in Kuala Lumpur, Malaysia. Attended Corporate Governance on August 15, 2018.

Maria Socorro R. Cotelo	Corporate Planning Director
--------------------------------	------------------------------------

Ms. Cotelo is the Corporate Planning Director for Waterfront Hotels & Casinos. She joined Waterfront in 2003 as Sales Accounts Manager before she moved to help establish Revenue Management in the company from there she continued to work in the Corporate Planning Division undertaking Standardization, Business Development, Reservation & Distribution and Corporate Information Technology. She earned her Bachelor's Degree in Economics at the University of San Carlos and took up masteral units for the same course before pursuing her Bachelor of Laws from SouthWestern University, Cebu City. After completing her Bachelor of Laws, she worked for the Davide, Calderon, and Tolentino Law office in 2002 and as part-time instructor for the University of San Carlos, Economics Department. She had significant training in Hotel Management and Distribution Systems and attended Revenue Management seminars specifically on Pricing, Travel distribution and technology, Project Management,

Branding, and Selling Skills workshops. Her speaking engagement to two of these international seminars & forums under the Travel Distribution Summit Asia in 2008 and 2009 include topics on Revenue Management in Tough times and Integrating Sales and Marketing in Revenue Management. She completed her Certification in Revenue Management at Cornell University, New York in 2011 with focus on hotel and restaurant revenue management, strategic pricing, demand management, strategic marketing and financial management. As part of SEC Compliance, she completed the seminar on Corporate Governance on August 15, 2018.

Lanelle Cristina M. Barba	Corporate Peers' Resources and Development Director
----------------------------------	--

Ms. Barba, joined Waterfront on June 2006–April 2008 as Employee/Labor Relations Officer in Waterfront Pavilion Hotel and Casino, and was appointed as Peers Resources' and Development Director of the same property on April 30, 2008. Currently, she is the Corporate Peers' Resources and Development Director of Waterfront Hotels and Casinos. She earned her Bachelor's Degree in Elementary Education at the University of Santo Tomas. Prior joining with Waterfront, she is the HR Officer of Asia Select Inc. and Research Analyst under Employee Relations and Benefits Division of Metrobank. She was sent to various trainings and seminars and in 2009, she was sent to Nanyang University, Singapore to attend the PDP 2009 Building the Human Capital Base: Essential HR Practices for Managers. In 2011 to Bangkok, Thailand for HR Audit training. On August 15, 2018, she completed the seminar on Corporate Governance.

Significant Employees

There are no employees of the Company who is not an Executive Officer but expected to make significant contribution to the business of the Company.

Family Relationship

Mr. Kenneth T. Gatchalian is the son of Ms. Dee Hua T. Gatchalian. Ms. Elvira A. Ting is a sister of Ms. Dee Hua T. Gatchalian and an aunt of Kenneth T. Gatchalian.

There are no other relationships among the officers listed.

Involvement in Certain Legal Proceedings

As of September 30, 2020, none of the directors and officers/nominees was involved in any bankruptcy proceedings. Neither have they been convicted by final judgment in any criminal proceedings, or been subjected to any order, judgment or decree of competent jurisdiction, permanently or temporarily enjoining, barring, suspending, or otherwise limiting their involvement in any type of business, securities or commodities or banking activities, nor found in an action by any court or administrative bodies to have violated a securities and commodities law.

Certain Relationship and Related Transactions

	Relationship to the Issuer	Nature of Advances	Amount of Advances
The Wellex Group, Inc. (TWGI)	Ultimate Parent	Secured; interest-bearing; subject to re-pricing; due in one year subject to renewal	2019 - P 1,196,340,000 2018 - P 1,244,705,000
Pacific Rehouse Corporation (PRC)	Stockholder	Secured; interest-bearing; not impaired; due in one year subject to renewal	2019 - P 563,268,000 2018 - P 552,617,000
Philippine Estate (PHES)	Stockholder	Unsecured; non-interest bearing; due on demand	2019 - P 104,554,000 2018 - P 104,554,000
Crisanta Realty	Stockholder	Unsecured; interest-bearing; subject to re-pricing; due in 5 years	2019 Current - P 395,196,000 2018 Noncurrent -

			P 356,003,000 2018 Current P 22,395,000
--	--	--	---

See notes 8 on Consolidated FS 2019

Term of Office

The Directors of WPI are elected at the annual stockholders' meeting to hold office until the next succeeding annual meeting and until they're respective successors have been elected and qualified.

Officers are appointed or elected annually by the Board of Directors at its first meeting following the Annual Meeting of Stockholders, each to hold office until the corresponding meeting of the Board of Directors in the next year or until a successor shall have been elected, appointed or shall have been qualified.

Item 7. Compensation of Directors and Executive Officers

None of the Directors receive compensation for serving as Directors of the Company.

The aggregate paid to the Five

Aggregate Compensation paid to the 5 highly compensated executive officers	Principal Position	Year	Salary (P)	Bonus (P)	Other annual compensation
Precilla O. Toriano	Corporate Finance Director	2020	11,161,890.00 (estimate)	None	None
Maria Socorro R. Cotelo	Corporate Planning Director	2019	12,402,100.00	None	None
Ms. Lanelle M. Barba	Corporate Peers' Resources and Development Director	2018	11,811,523.50	None	None
		2017	11,249,070.00	None	None
		2016	10,713,400.00	None	None
Anders Goran Helge Hallden	General Manager				
Rex Benhur M. Caballes	Hotel Manager				

The President has no remuneration benefit.

Compensation Plan of Directors

The members of the Board of Director are elected for a term of one year. Director per diem are at a rate of Php 8,000.00 (net of 20% ewt) per board meeting. Except for the Chairman and the CEO, Directors, are not entitled to compensation package. Except as herein mentioned, no director received bonuses or profit sharing plans for the years ended 31 December 2019 and December 2018.

Employment Contracts and Termination of Employment and Change – in-Control Arrangements

There is no employment contract and termination of employees and change-in-control arrangement with directors and executive officers.

Warrants and Options Outstanding

There are no warrants and options outstanding held by Waterfront Philippines, Inc.'s CEO, executive officers and all officers and directors as a group.

Item 8. Independent Public Accountants

The external auditor of Waterfront Philippines, Inc. (WPI) for the most recently completed calendar year ending December 2019 is KPMG R.G. Manabat and Co., previously KPMG Manabat Sanagustin and Co., under Mr. Tireso Randy F. Lapidez, Partner in-charge, and they are being recommended by the board of directors for the approval of stockholders for this coming year. The firm also audited the Company's previous calendar year.

The company is in compliance with SRC Rule 68, Paragraph 3(b)(iv) .

There were no changes in and disagreements with the accountants or with the current accounting firm relating on accounting and financial disclosure.

Representatives of said firm are expected to be present at the stockholders' meeting, and they will have the opportunity to make a statement if they desire to do so and are expected to be available to respond to appropriate questions.

Audit Committee

The members of the Audit Committee, composed of at least three (3) directors, at least one (1) of whom shall be an independent director, are elected by the board during the first board meeting following the annual stockholders meeting. Each member of the Audit Committee shall have adequate understanding, at least, or competence at most, of the company's financial management systems and environment. The Audit Committee shall have the functions, powers and authorities as may be prescribed by the Board, or as provided in the Corporation's Manual of Corporate Governance, and as may be prescribed by applicable law and regulations.

Duties and Responsibilities of the Audit Committee

Review all financial reports against compliance with both the internal financial management policy and pertinent accounting standards, including regulatory requirements. Review management policy on financial management, specifically in the areas of managing credit, market, liquidity, operational, legal and other risks of the Corporation, crisis management. Review audit plans, scope and frequency of the external audit to the extent advisable, interface with the internal and external auditors. Develop a plan to elevate to international standards the accounting and auditing processes, practices and methodologies, including: a realistic timetable within which the accounting system of the Corporation will be compliant with International Accounting Standards (IAS); an accountability statement that will specifically identify officers and /or personnel directly responsible for the accomplishment of such task;

Develop a transparent financial management system that will ensure the integrity of internal control activities throughout the Company through a step-by-step procedures and policies handbook that will be used by the entire organization.

The Board constituted the following committees:

Audit Committee

- Chairman - Sergio R. Ortiz-Luis, Jr - Independent Director
- Member - Arthur M. Lopez - Independent Director
- Member - Dee Hua T. Gatchalian

Audit and Audit-Related Fees

	<i>FOR THE CALENDAR YEAR ENDED DECEMBER 31,</i>	
	<i>2019</i>	<i>2018</i>
<i>Aggregate Fees Billed for the external audit of the Company's financial statements</i>	3,818,920.00	3,826,000.00

The Company has complied with the requirements of the Rotation of External Auditors as outlined in SRC Rule No.68, Paragraph 3(b)(iv)

This includes payment for the external audit services performed by the aforementioned External Audit Firm for the Fiscal Year 2019.

Item 9. Compensation Plans

To date WPI has not issued any options or implemented any option scheme to its directors and officers.

The Company has no immediate plan with regard to any bonus, profit sharing, pension/retirement plan granting of extension of any option, warrant or right to purchase any securities.

C. ISSUANCE AND EXCHANGE OF SECURITIES

Item 10. Authorization or Issuance of Securities Other than for Exchange

As of September 30, 2020, Waterfront Philippines, Inc. has no plans yet to increase its authorized capital stock.

Item 11. Modification or Exchange of Securities

Waterfront Philippines, Inc. has no plans to modify any of each authorized and issued securities or to exchange them to another class.

ADDITIONAL REQUIREMENTS AS TO CERTAIN ISSUES AND ISSUER

As of December 31, 2019 the company has a net worth of P7.36 billion and is not planning to issue unsecured bonds for 2020.

Properties

Properties under WPI are under the ownership or lease holdings of the respective subsidiaries. WPI is renting an office in the City of Manila.

Information and terms of the rent/lease are as follows:

Location	7 th Flr Manila Pavilion Hotel U.N. Avenue corner Maria Y Orosa St. Ermita Manila
Size	538.7 square meters with parking spaces
Terms of Rent	From October 1, 2011 to December 31, 2021 (10 years); renewable within 90 days before the lease period expires permissible by the laws of the Philippines.
Rental	On the office spaces: Php 250,000 per month with an escalation of 5% per year.

WCCCHI and WMCHI have separate contracts of lease for the use of parcels of land in the province of Cebu.

WCCCHI Land Lease:

Location	Former airport site at Lahug in Cebu City
Size	Approximately 4.6 hectares
Lessor	Mactan Cebu International Airport Authority
Terms of Lease	50 years with an option for renewal for another 25 years, permissible by the laws of the Philippines
Lease Agreement	Fixed rental per month of Php 11.00 per square meter or a total amount per annum of Php 6,072,000.00 + Percentage rental of 2% of the annual Gross Revenue as defined under the Land Lease Agreement
Mortgage	In favor of Philippine Bank of Communications

WMCHI Land Lease:

Location	In front of Mactan-Cebu International Airport, Lapu-Lapu City
Size	Approximately 3.2 hectares
Lessor	Mactan Cebu International Airport Authority
Terms of Lease	50 years with an option for renewal for another 25 years, permissible by the laws of the Philippines
Lease Agreement	Fixed rental per month of Php 18.75 per square meter or a total amount per annum of Php 7,875,000.00 + Percentage rental of 2% of the Annual Gross Revenues as defined under the Land Lease Agreement.
Mortgage	None

DIHCI Wholly Owned:

Location	Lanang, Davao City	
Size	Approximately 12.29 hectares but with foreshore area of 4.3 hectares	
	Title	Area (In Sq. Meters)
	TCT 0-255*	2,997
	0-256*	404
	0-256*	304
	0-257*	113
	0-258*	50
	0-259*	404
	T-10250*	44,511
	T-10250*	47,320
	T-10251*	2,091
	T-102510*	2,043
	T-10252*	1,133
	T-10252*	300
	T-10252*	300
	T-10252*	1,580
	T-10252*	643
	T-10254*	500
	T-10254*	400
	T-10303-A*	304
	T-10303*	108
	T-30874*	223
	T-10264*	18,959
	T-10379*	140
	T-0303-A	4,319
Mortgage	In favor of Philippine Bank of Communications	

ACESITE Land Lease

Location	Corner of United Nations Avenue & Maria Y. Orosa Street in Ermita, Manila
Size	Total land area of 6,500 square meters

Lessor	Cima Realty Philippines Inc.
Terms of Lease	Lease is valid until January 2031, renewable for another 20 years.
Lease Agreement	Php 250,000 per month; escalation of 5% per year
Mortgage	Under Mortgage Trust Indenture with Metrobank No outstanding Mortgage Participation Certificates at present

Legal Proceedings

SSS vs. WPI. Et al civil case no. Q-04-52629 at regional trial court, Quezon City. On October 28, 1999, the Parent Company obtained a five-year term loan from SSS amounting to P375.00 million originally due on October 29, 2004. The SSS loan bears interest at the prevailing market rate plus 3% or 14.5% per annum, whichever is higher. Interest is repriced annually and is payable semi-annually. Initial interest payments are due 180 days from the date of the release of the proceeds of the loan. The repayment of the principal shall be based on eight (8) semi-annual payments, after a one-year grace period.

The SSS loan was availed to finance the completion of the facilities of WCCCHI. It was secured by a first mortgage over parcels of land owned by WII and by the assignment of 200 million common shares of the Parent Company owned by TWGI. The common shares assigned were placed in escrow in the possession of an independent custodian mutually agreed upon by both parties.

On August 7, 2003, when the total loan obligation to SSS, including penalties and interest, amounted to P605.00 million, the Parent Company was considered in default with the payments of the loan obligations, thus, on the same date, SSS executed a foreclosure proceeding on the mortgaged parcels of land. The SSS's winning bid on the foreclosure sale amounting to P198.00 million was applied to penalties and interest amounting to P74.00 million and P124.00 million, respectively. In addition, the Parent Company accrued penalties charged by SSS amounting to P30.50 million covering the month of August until December 2003, and unpaid interest expense of P32.00 million.

The Parent Company, WII and TWGI were given the right to redeem the foreclosed property within one (1) year from October 17, 2003, the date of registration of the certificate of sale. The Parent Company recognized the proceeds of the foreclosure sale as its liability to WII and TWGI. The Parent Company, however, agreed with TWGI to offset this directly against its receivable from the latter. In August 2004, the redemption period for the Parent Company, WII and TWGI expired.

The remaining balance of the SSS loan is secured by the shares of stock of the Parent Company owned by TWGI and shares of stock of WII numbering 235 million and 80 million shares, respectively.

The Parent Company, at various instances, initiated negotiations with the SSS for restructuring of the loan but was not able to conclude a formal restructuring agreement.

On January 13, 2015, the RTC of Quezon City issued a decision declaring null and void the contract of loan and the related mortgages entered into by the Parent Company with SSS on the ground that the officers and the SSS are not authorized to enter the subject loan agreement. In the decision, the RTC of Quezon City directed the Company to return to SSS the principal amount of loan amounting to P375.00 million and directed the SSS to return to the Company and to its related parties titles and documents held by SSS as collaterals.

On January 22, 2016, SSS appealed with the CA assailing the RTC of Quezon City decision in favor of the Parent Company, et al. SSS filed its Appellant's Brief and the Parent Company filed a Motion for Extension of Time to file Appellee's Brief until May 16, 2016.

On May 16, 2016, the Parent Company filed its Appellee's Brief with the CA, furnishing the RTC of Quezon City and the Office of the Solicitor General with copies. SSS was given a period to reply but it did not file any.

On September 6, 2016, a resolution for possible settlement was received by the Parent Company from the CA. However, on February 7, 2017 a Notice to Appear dated December 7, 2016 was received by the Parent Company from the Philippine Mediation Center Unit - Court of Appeals (PMCU-CA) directing the Parent Company and SSS to appear in person and without counsel at the PMCU-CA on January 23, 2017 to choose their mediator and the date of initial mediation conference and to consider the possibility of settlement. Since the Notice to Appear was belatedly received, the parties were not able to appear before the PMCU-CA.

On February 27, 2017, a Second Notice to Appear issued by the PMCU-CA directing all parties to appear on February 27, 2017 at a specified time was received by the Parent Company only on February 27, 2017 after the specified time of the meeting. The Parent Company failed to appear.

On June 30, 2017, a resolution issued by the CA, resolved to submit the appeal for decision.

On August 30, 2019, the Court of Appeals rendered its Decision reversing and setting aside the Decision dated January 13, 2015 and Order dated May 11, 2015 rendered by the RTC of Quezon City.

On November 4, 2019, the counsel for the Parent Company, filed a Petition for Review with the SC. As at the date of the BOD's approval of the consolidated financial statements, the Parent Company is still awaiting Notice/Resolution from the SC on the Petition for Review.

BIR Assessment

On November 10, 2008, the Parent Company received a preliminary assessment notice from the BIR for deficiency taxes for the taxable year 2006. On February 9, 2009, the Parent Company sent a protest letter to BIR contesting the said assessment. On February 18, 2009, the Regional Office of the BIR sent a letter to the Parent Company informing the latter that the docket was returned to Revenue District Office for reinvestigation and further verification.

On December 8, 2009, the Parent Company received BIR's Final Decision on Disputed Assessment for deficiency taxes for the 2006 taxable year. The final decision of the BIR seeks to collect deficiency assessments totaling to P3.30 million. However, on January 15, 2010, the Parent Company appealed the final decision of the BIR with the Court of Tax Appeals (CTA) on the grounds of lack of legal and factual bases in the issuance of the assessments.

In its decision promulgated on November 13, 2012, the CTA upheld the expanded withholding tax (EWT) assessment and cancelled the VAT and compromise penalty assessments. The Parent Company decided not to contest the EWT assessment. The BIR filed its motion for reconsideration (MR) on December 4, 2012 and on April 24, 2013, the Court issued its amended decision reinstating the VAT assessment. The Parent Company filed its MR on the amended decision that was denied by the CTA in its resolution promulgated on September 13, 2013.

The Parent Company appealed the case to the CTA sitting En Banc on October 21, 2013. The CTA En Banc decision promulgated on December 4, 2014 affirmed the VAT and EWT assessments. The EWT assessment was paid on March 3, 2013.

The CTA En Banc decision was appealed to the SC on February 5, 2015 covering the VAT assessment only. As at December 31, 2017, the Parent Company is still awaiting the SC's decision.

On May 02, 2018, the legal counsel served copies of the reply in the case pending before the Court of Tax Appeals.

Management and its legal counsels believe that the position of the Parent Company is sustainable, and accordingly, believe that the Parent Company does not have a present obligation (legal or constructive) with respect to the assessment.

Item 12. Financial and Other Information

The consolidated financial statements are filed as part of this FORM SEC 2015, attached hereto and marked as "Annex A."

Item 13. Mergers, Consolidations, Acquisitions and Similar Matters

As of September 30, 2020 Waterfront Philippines, Inc. has no plans to merge, and consolidate with other company, to acquire other company's securities, to acquire any other going business or of the assets thereof, to sell or transfer any substantial part of its assets and to liquidate or dissolve the Company.

Item 14. Acquisition or Disposition of Property

The Company acquired 100% interest of CIMAR, a former subsidiary of Acesite Limited (BVI) or ALB, in October 2011. In July 2011, the Company and CIMAR executed a Memorandum of Agreement (MOA), which effectively settle all pending cases and controversies between the two parties. In fulfillment of all the terms and conditions of the MOA, CIMAR's stockholders including all their nominees, agreed to assign, sell, transfer and convey all existing shares of stocks of CIMAR to the Company.

Item 15. Restatements of Accounts

The Consolidated Financial Statements of Waterfront Philippines, Inc. has been prepared in accordance with Philippine Financial Reporting Standards (PFRS). In particular there have no restatements of Accounts.

D. Other Matters

Item 16. Action with Respect to Reports

1. Annual report for the year ending December 31, 2019 will be presented to the stockholders for approval.
2. Minutes of the 2019 Annual Stockholders' Meeting will also be presented to the security holder for approval.
3. Interim Report as of June 30, 2020 will be presented to the security holder for information regarding the actual situation of the business.

Item 17. Matters Not Required to be Submitted - NONE

Item 18. Amendments of Charter, By-Laws & Other Documents

a. Except for the amendments that the Corporation has made to its by-laws, Article III, Board of Directors, Sections 3-7, as per Board of Directors meeting held on September 1, 2004 and Stockholders' meeting held on September 4, 2004, And it was filed and approved with SEC last September 6, 2005. Since then there is no other amendments made by the corporation.

b. On May 25, 2012, the application for the increase in Acesite (Phils.) Hotel Corp.'s authorized capital stock, one of Waterfront Philippines Inc.'s subsidiaries, from P310 million to P1.21 billion was approved by SEC. Accordingly, the Company distributed the 250% stock dividends or 246,248,212 shares on July 19, 2012 for stockholders of record as of June 25, 2012.

The Board of Directors and the stockholders of Acesite (Phils.) Hotel Corporation approved on June 11, 2009 and July 2, 2009, respectively, the increase of the authorized capital from P1, 210,000,000.00 to P2, 010,000,000.00 via stock rights offering at an entitlement ratio of 0.58:1.

In a special meeting held last July 14, 2014, the Board of Directors approved the amendment of the entitlement ratio from 0.58:1 to 1:1.

The proceeds will be used for the renovations of rooms, facilities, repair and replacement of equipment and working capital.

c. In a special meeting also held last July 14, 2014, the Board of Directors approved the proposal to increase the authorized capital stock of Waterfront Mactan Casino Hotel, Inc, one of Waterfront Philippines Inc.'s subsidiaries, from P13, 800,000.00 to P500, 000,000.00, which increase will be paid-up via declaration of stock dividends in the amount of P262, 200,000.00.

d. Waterfront Philippines Inc.'s principal office address is located at No.1 Waterfront Drive, Off Salinas Drive, Lahug, Cebu City as amended in the Articles of Incorporation on December 19, 2001.

Item 19. Other Proposed Action

For the coming Stockholders meeting on November 16, 2020 at Waterfront Cebu City Hotel, these are the following proposed action to be taken:

- a. Approval of Minutes of the previous stockholders meeting.
- b. Presentation of the Annual Report and Audited Financial Statements for the calendar year 2019 and during the meeting a copy of the 2nd quarterly report for 2020 will be furnished to the stockholders.
- c. Ratification of the acts of the Board of Directors and Management

For the upcoming Annual Stockholders Meeting on November 16, 2020, below are the agenda, subject for approval of the stockholders:

- To appoint and constitute Stock Transfer Services, Inc. as our Stock Transfer Agent to issue shares of the company in scrip less or uncertificated form in accordance with Section 43 of the Securities Regulation Code and to link our database to the EDR(Electronic Direct Registration) system of Pastra Net. Inc.
 - Renewal of licenses with government agencies/offices and other contracts and designation of the authorized signatories.
 - To pledge/mortgage shares of Stock in Waterfront Manila Premier Development, Inc to secure the obligation of WMPDI's contractor, China First Highway Corporation with consortium of China Bank including but not limited to China Development Bank and the Industrial and Commercial Bank of China.
 - To borrow from the Philippine Bank of Communications and to mortgage and pledge assets as collateral for the loans
 - All other administrative matters concerning Waterfront Philippines, Inc.
- d. Election of the board of directors for the ensuing term:
 - Mr. Kenneth T. Gatchalian
 - Ms. Elvira A. Ting
 - Ms. Dee Hua T. Gatchalian
 - Mr. Arthur R. Ponsaran
 - Mr. Lamberto B. Mercado, Jr.
 - Mr. Reno I. Magadia
 - Mr. Arthur M. Lopez
 - Mr. Sergio R. Ortiz-Luis, Jr.
 - Mr. Ruben D. Torres
 - Mr. Renato C. Francisco
 - e. Appointment of External Auditors
The board will recommend KPMG R.G. Manabat & Co., previously KPMG R.G. Manabat and Co., as the Corporate External Auditor for the year 2020.

f. Appointment of External Counsel

For the year 2020, the Board will recommend Corporate Counsels, Philippines as the Legal Counsel of the Company.

Other than the above mentioned proposed actions there are no other matters that the Board of Directors intends to present or have the reason to believe others will present at the meeting.

Item 20. Voting Procedures

The vote of stockholders representing at least majority of the issued and outstanding capital stock entitled to vote is required.

At every meeting of the stockholders of the corporation, each share of stock entitles its owner to one vote, provided, however, that in the case of election of directors, every stockholder entitled to vote shall be entitled to cumulate his shares and give one nominee as many votes as the number of directors to be elected multiplied by the number of his shares, or he may distribute them on the same principle among as many nominees as he shall see fit, provided that the entire number of votes cast by him shall not exceed the number of shares owned by him multiplied by the entire number of directors to be elected.

Every stockholder entitled to vote at any meeting of the stockholders may so vote in person or by proxy, provided that the proxy shall have been appointed in writing by the stockholder himself or by his duly authorized attorney-in-fact. Unless otherwise provided in the proxy, it shall be valid only for the meeting at which it has been presented to the Secretary. The instrument authorizing a proxy to act must be in the hands of the Secretary not later than forty-eight (48) hours before the time for the meeting axe (Article II, Sec. 7 of the By-Laws). Voting shall be by raising hands and need not be by ballot, the Corporate Secretary shall duly count any action authorized upon the vote of the majority of the votes cast, except in the election of directors, which shall be on the basis of cumulative voting hitch.

It is being noted that all items in the agenda shall be voted majority of the stockholders.

THE COMPANY'S ANNUAL REPORT ON SEC FORM 17 A WILL BE PROVIDED WITHOUT CHARGE UPON WRITTEN REQUEST OF ANY SHAREHOLDERS OF RECORD ENTITLED TO NOTICE OF AND VOTE OF AT THE MEETING, AT THE DISCRETION OF THE MANAGEMENT, A CHARGE MAY BE MADE FOR EXHIBITS, PROVIDED SUCH CHARGE IS LIMITED TO REASONABLE EXPENSES INCURRED BY THE REGISTRANT IN FURNISHING SUCH EXHIBITS. Such written request may be directed to our Corporate Secretary, Atty. Arthur R. Ponsaran, with Office Address at unit 3104 31st floor Antel Global Corporate Center # 03 Doña Julia Vargas, Ortigas Center Center Pasig City.

PART II

"WE ARE NOT ASKING YOU FOR A PROXY AND YOU ARE NOT REQUESTED NOT TO SEND A PROXY."

PART III

SIGNATURE PAGE

After reasonable inquiry and to the best of my knowledge and belief, I certify that the information set forth in this report is true, complete and correct. This report is signed in the City of Manila, September 15, 2020.

By: 
(Signature)

Richard L. Ricardo/Compliance Officer
(Printed Name / Title)

Financial and Other Information

Management Discussion and Analysis (See Annex I)

Financial Statements (See Annex II)

Changes In and Disagreements with Accounts on Accounting and Financial Disclosure-NONE.

MANAGEMENT REPORT

The group showed a sustained growth in 2019 all throughout the operational properties. The newly renovated function rooms of WCCHI was unveiled earlier this year with plans to revitalize and renew the remaining function rooms including the coveted venue in the city, The Grand Ballroom.

Both WCCHI and WMCHI are considered to be the top choice of international airline carriers to provide excellent lodging and service for their crew whilst in the city. All three hotels have continually provided venues for grand National events, business ventures and vacationing tourists alike.

Strategies

The hotel properties are centrally located in the central business districts of three prime Philippine destinations, Manila, Cebu and Davao. These are the key cities of the country with the highest tourism traffic. As such our location gives us access to a greater number of foreign and local travelers.

The management team has a substantial management experience in the acquisition of equity interests in hotels in the Philippines. We have enjoyed considerable success in formulating and implementing clear acquisition strategies, and seizing opportunities to explore market potential of the hotel industry.

The acquisition strategy remains sound as it takes half the time to acquire and renovate properties as it does to conceptualize, construct and pre-open new properties. With the expertise in the hotel management, and the partnership with an investment group that is premised on the transfer of clean properties with minimal business risks, the company is confident enough the ability to improve operations and enhance value of acquired assets.

As to price, the Company offers competitive rates and packages catering to the different markets, practices flexible schemes to respond to the dynamic market. As to product/services, consistent excellent service is the key. Moreover, well maintained facilities and equipment, impressive, exciting and value for money promotions in the F&B outlets would definitely make a difference.

The Central Reservations System has given us a powerful presence through 24/7 booking service. As the company strives towards further convenience and accessibility, the company has introduced its online booking facility. The newly redesigned website offers highly efficient online reservations facility that allows customers from all over the world to book real time and receive real time confirmation. This high-speed reservations feature enables the company to fully cater to the online market, whether the purpose is for travel research or convenient booking. All in all the company continue to expand in innovative ways, using technology and new media as a cost effective way to expand its market share, explore new markets and ensure the strength locally and internationally.

In addition to advancement concerning our operations is the upgrading of our Property Management Systems (PMS). These are multi-million peso investments to upgrade our efficiency, and ensuring that our operations remain steady in the years to come. The Waterfront Recipe Guide System is a savvy new strategy to give our F&B operations a boost. This will enable us to standardize our bestselling dishes, aiming to be more consistent in preparation and waste.

At Waterfront, we emphasize service that brings people back, and we reinforce this service through site training, among other programs. We are known for our signature warmth, attention to detail and approachability, qualities that our guests of all nationalities cherish during every stay. Whoever

encounters the Waterfront experience will be assured of a reliable, consistent and satisfying brand familiarity that leads to loyalty.

Our greatest software is our People.

Management's Discussion and Analysis or Plan of Operation

2019 figures for Waterfront properties, however, continue to show overall strength. The performance of our provincial properties provided a much-needed counterbalance, signifying the distribution of growth in the hospitality market, which is no longer confined to the capital and is moving towards tourism hotspots in the South. The political climate has also fueled this growth and confidence in the Philippine provinces as the new gateways for tourism.

Below are the results of operations of the Parent Company and its subsidiaries, for the years ending December 31, 2019 and 2018 together with its financial conditions as of the same period:

RESULTS OF OPERATIONS (Amounts in P)

	2019	2018
Revenues	1,939,790,405	1,849,911,991
Less: Costs and Expenses	1,376,422,292	1,390,470,374
Gross Income	563,368,113	459,441,617
Other Expenses (Income)	(12,183,378)	729,144,544
Net Income (Loss) Before Income Tax	575,551,491	(269,702,927)
Income Tax Expense (Benefit)	141,147,012	(157,773,765)
NET INCOME (LOSS)	434,404,479	(111,929,162)
Earnings (Loss) Per Share	0.161	0.017

FINANCIAL CONDITION (Amounts in P)

	2019	2018
ASSETS		
Current Assets	4,180,341,221	3,775,183,959
Non Current Assets	8,870,954,285	6,881,137,829
Total Assets	13,051,295,506	10,656,321,788
LIABILITIES		
Current Liabilities	2,882,792,090	2,525,749,457
Non-current Liabilities	2,811,752,220	2,193,646,150
Total Liabilities	5,694,544,310	4,719,395,607
Total Stockholders' Equity	6,590,880,878	5,207,871,208
Minority Interest	765,870,318	729,054,973
Total Liabilities & S/H Equity	13,051,295,506	10,656,321,788

TOP 5 PERFORMANCE INDICATORS

As of December 31, 2019 and 2018

	WAH	WIHD	WCCH	TOTAL (2019)	TOTAL (2018)
Occupancy Percentage	95.92%	83.42%	78.82%	86.05%	76%
Average Room Rates	3,473	2,431	2,810	2,904.79	2,636
Food Covers	186,559	325,561	685,747	1,197,867	303,065
Average Food Checks	373.87	373.83	539.74	429.15	403.64
Average Food Costs	36.50%	35.93%	33.95%	35.46%	37%

Occupancy Percentage

The occupancy percentage is up by 11% as compared to 2nd quarter of last year. Occupancy percentage is computed by dividing the total number of rooms sold over the total number of rooms available for sale.

Average Room Rate

Average room rate is 5% higher as compared from last year. Average room rate is computed by dividing the net rooms revenue over the total number of rooms sold.

Food Covers

Food covers this quarter decreased by 7% compared to the 2nd quarter of last year. Food covers pertains to the number of guests that availed of the restaurants services.

Average Food Check

The average food check or average consumption per guest this quarter increased by 4% compared to the 2nd quarter of last year. Average Food Check is derived by dividing the total food and beverage revenue by total food covers.

Average Food Cost

The average food costs remained the same compared to last year's figures. Average Food Cost is computed by dividing the total food and beverage revenue by total food cost.

Calendar Year -ended December 31, 2019 as compared with Calendar Year ended December 31, 2018

RESULTS OF OPERATION

Revenues and Earnings per share

Total revenues for year ended Dec. 31, 2019, was higher than the previous year. In actual performance, revenues from hotel & other subsidiaries for the year 2019 is at P1.94B compared to 2018's P1.85B, increasing by 5%.

Earnings per share for 2019, P0.161 and P0.017 for 2018. There are no potentially dilutive shares as of December 31, 2019

Cost and expenses

Cost and expenses of 2019 is at 1.38B compared to last year's 1.39B

FINANCIAL CONDITION

Cash and cash equivalents - This account decreased by P37.286M which is lower from last year by 5.23%.

Receivables - Increased by 8.69% from P561.48M in 2018 to P610.27M in 2019.

Notes Receivable - Decreased for the year by 18.245M or a decrease of 7.18%.

Inventories – Inventories increased by 24.22% from last year.

Due from related parties-current portion – The account increased to P2.424M an amount 16.27% higher from last year. This represents interest bearing advances to TWGI, PRC and Crisanta Realty. It also includes transactions with PHES which is non-interest bearing.

Prepaid expenses and other current assets – An increase of P66.683M from last year's P137.87M. Prepaid expenses are defined as payment for services and/or benefits yet to be performed or received; it also includes prepaid taxes and insurance.

Property plant & equipment – There was a 29.67% increase from last year's P5.10B. In compliance with PAS 27, property and equipment (except operating and transportation equipments) were carried at revalued amounts effective 2009.

Other non current assets – There is an increase of P504.64M on this account compared to last year's 198.442M

Current Liabilities – The account consisted of trade payable, income tax payable, accruals and loans payable. The account increased by 14.14% from last year; P2.53B in 2018 to P2.88B in 2019.

Loans Payable – Current portion of the loan remains at 650M. Non-current portion amounts to 890.43M or a decrease of 277.66M

Other current liabilities – The account resulted in a decrease from 43.15M this year to 220.96M last year. This refers to concessionaire, other deposits and deferred income.

Calendar Year -ended December 31, 2018 as compared with Calendar Year ended December 31, 2017

RESULTS OF OPERATION

Revenues and Earnings per share

Total revenues for year ended Dec. 31, 2018, was lower than the previous year. In actual performance, revenues from hotel & other subsidiaries for the year 2018 is at P1.85B compared to 2017's P2.1B, decreasing by 12%.

Earnings per share for 2018, P0.017 and P0.087 for 2017. There are no potentially dilutive shares as of December 31, 2018, 2017, 2016.

Cost and expenses

Cost and expenses of 2018 is at 1.39B which decreased by 2.13% compared to last year.

FINANCIAL CONDITION

Cash and cash equivalents – This account increased by P366.71M which is higher from last year by 106.01%.

Receivables – Increased by 145.87% from P228.36M in 2017 to P561.48M in 2018.

Notes Receivable - The Group extended loans to Acesite Leisure and Entertainment Corporation (ALEC) amounting to P195.01 million payable on December 31, 2018, and bear interest at 4% per annum (see Note 21). The loan is guaranteed by another entity in behalf of ALEC.

Inventories – Inventories decreased by 27.75% from last year.

Due from related parties-current portion – The account increased to P2.08B an amount 30% higher from last year. This represents interest bearing advances to TWGI, PRC and Crisanta Realty. It also includes transactions with PHES which is non-interest bearing. This year of 2018, these advances are due in one year, subject to yearly renewal and re-pricing.

Prepaid expenses and other current assets – An increase of P40.31M from last year's P97.56M. Prepaid expenses are defined as payment for services and/or benefits yet to be performed or received; it also includes prepaid taxes and insurance.

Property plant & equipment – There was a 20.14% decrease from last year's P6.39B. In compliance with PAS 27, property and equipment (except operating and transportation equipments) were carried at revalued amounts effective 2009.

Other non current assets – There is an increase of P168.22M on this account, an amount equivalent to 556.62% compared from last year.

Current Liabilities – The account consisted of trade payable, income tax payable, accruals and loans payable. The account increased by 30.92% from last year; P1.93B in 2017 to P2.53B in 2018.

Loans Payable – Current portion of the loan increased from 375M to 650M which is an increase of 73.33%. Non-current portion amounts to 1,168,085,107 which was not existent last year

Other current liabilities – The account resulted in an increase of 205.58M. This refers to concessionaire, other deposits and deferred income.

Calendar Year -ended December 31, 2017 as compared with Calendar Year ended December 31, 2016

RESULTS OF OPERATION

Revenues and Earnings per share

Total revenues for year ended Dec. 31, 2017, was lower than the previous year. In actual performance, revenues from hotel & other subsidiaries for the year 2017 is at P2.10B compared to 2016's P2.14B, decreased by 1.42%

Earnings per share for 2017, P0.087 and P0.115 for 2016. There are no potentially dilutive shares as of December 31, 2017, 2016, 2015.

Cost and expenses

Cost and expenses of 2017 is at 1.42B with 4.29% increased from last year.

FINANCIAL CONDITION

Cash and cash equivalents – This account increased by P141.63M which is higher from last year by 69.33%.

Receivables – Decreased by 3.01% from P235.45M in 2016 to P228.36M in 2017.

Notes Receivable - The Group extended loans to Acesite Leisure and Entertainment Corporation (ALEC) amounting to P195.01 million payable on December 31, 2018, and bear interest at 4% per annum (see Note 21). The loan is guaranteed by another entity in behalf of ALEC.

Inventories – Inventories increased by 20.33% from last year.

Due from related parties-current portion – The account increased to P64.22M an amount equivalent to 4.18%. This represents interest bearing advances to TWGI, PRC and Crisanta Realty. It also includes from PHES which is non-interest bearing. This year of 2017, these advances are due in one year, subject to yearly renewal and re-pricing.

Prepaid expenses and other current assets – An increased of P7.16M from last year's P90.40M. Prepaid expenses are defined as payment for services and/or benefits yet to be performed or received; it also includes prepaid taxes and insurance.

Property plant & equipment – This year at 2.95% decreased from last year's P6.59B. In compliance with PAS 27, property and equipment (except operating and transportation equipments) were carried at revalued amounts effective 2009.

Other non current assets – There is an increased of P2.56M on this account, an amount equivalent to 9.14% compared from last year.

Current Liabilities – The account consisted of trade payable, income tax payable, accruals and loans payable. The account increased by 5.50% from last year; P1.83B in 2016 to P1.93B in 2017.

Loans Payable – Remained static at P375M. This consisted of SSS Loan only. PBB loan was fully paid on April 29, 2016 while ICBC loan was also fully paid March 31, 2016.

Other current liabilities – The account resulted a decreased of 40.03%. This refers to concessionaire, other deposits and deferred income.

Key Variable and Other Qualitative and Quantitative Factors:

- a. Any known Trends, Events or Uncertainties-(material impact on liquidity)- None
- b. There are no events that will trigger direct or contingent financial obligation that is material to the company, including any default or acceleration of an obligation.
- c. There are no material off-balance sheet transactions, arrangements, obligations (including, contingent obligations), and other relationship of the company with unconsolidated entities or other persons created during the reporting period.
- d. The group is subject to lender-imposed capital adequacy requirements.
- e. From continuing operations, the Company is not exposed to any significant elements of income or loss except for those already affecting profit or loss.

Financial Risk and Capital Management Objectives and Policies

The Group's principal financial instruments comprise of cash and cash equivalents, receivables, due from related parties, AFS investment, accounts payable and accrued expenses (except for local taxes and output VAT, withholding taxes and deferred income), other current liabilities, loans payable, and other non-current liabilities. These financial instruments arise directly from operations.

The main risks arising from the financial instruments of the Group are credit risk, liquidity risk and market risk. There has been no change to the Group's exposure to risks or the manner in which it manages and measures the risks in prior financial year. The Group's management reviews and approves policies for managing each of these risks and they are summarized as follows:

Credit Risk

Credit risk is the risk of financial loss to the Group if a customer or counterparty to a financial instrument fails to meet its contractual obligations, and arises principally from the Group's receivables.

The Group has established a credit policy under which each new customer is analyzed individually for creditworthiness before the Group's standard payment and delivery terms and conditions are offered. The Group's review includes external ratings, if they are available, financial statements, credit agency information, industry information, and in some cases bank references. The Group limits its exposure to credit risk by establishing credit limits and maximum payment period for each customer, reviewing outstanding balances to minimize transactions with customers in industries experiencing particular economic volatility.

With respect to credit risk from other financial assets of the Group, which mainly comprise of due from related parties, the exposure of the Group to credit risk arises from the default of the counterparty, with a maximum exposure equal to the carrying amount of these instruments.

There is no other significant concentration of credit risk in the Group.

The credit quality of the Group's financial assets that are neither past due or impaired is considered to be of good quality and expected to collectible without incurring any credit losses.

Liquidity Risk

Liquidity risk is the risk that the Group will not be able to meet its financial obligations as they fall due.

The Group monitors and maintains a level of cash deemed adequate by the management to finance the Group's operation and mitigate the effects of fluctuations in cash flows. Additional short-term funding is obtained through related party advances and from bank loans, when necessary.

Ultimate responsibility for liquidity risk management rests with the BOD, which has established an appropriate liquidity risk management framework for the management of the Group's short, medium and long-term funding and liquidity management requirements. The Group manages liquidity risk by maintaining adequate reserves, by continuously monitoring forecast and actual cash flows and matching the maturity profiles of financial assets and liabilities. For the Group's short-term funding, the Group's policy is to ensure that there are sufficient working capital inflows to match repayments of short-term debt.

Market Risk

Market risk is the risk that the fair value or cash flows of a financial instrument of the Group will fluctuate due to change in market prices. Market risk reflects interest rate risk, currency risk and other price risks.

Since the Group's loan in U.S. dollar had been fully paid in March 2016, the Group is not anymore significantly exposed to changes in foreign currency exchange rates.

Interest Rate Risk

Cash flow interest rate risk is the risk that the future cash flow of the financial instruments will fluctuate because of the changes in market interest rates. Fair value interest rate risk is the risk that the fair value of a financial instrument will fluctuate due to changes in market interest rates.

The Group's financial instrument that is primarily exposed to interest risk is the interest-bearing funds made available by the Parent Company to WCCCHI to finance the construction of the Cebu City Hotel Project. Such funds were substantially sourced from a P375.00 million loan from SSS, as well as the stock rights offering of the Parent Company. Since 2006, the Parent Company charged WCCCHI on the related interests and penalties on the contention that the latter benefited from the proceeds of the SSS loan (see Note 13). Starting 2017, WCCCHI was not anymore charged with the interest on SSS loan because the Parent Company has assessed that if it has already fulfilled its obligations related to its use of proceeds from such loan.

Equity Price Risk

Equity price risk is the risk that fair value of future cash flows of a financial instrument will fluctuate because of changes in market prices (other than those arising from interest rate risk or currency risk), whether those changes are caused by factors specific to the individual financial instrument or its issuer, or factors affecting all similar financial instruments traded in the market.

The Group is exposed to equity price risk because of its investment in shares of stock of WII which are listed in the PSE totaling to 86.71 million shares as at December 31, 2019 and 2018 (see Note 8f).

The Group monitors the changes in the price of the shares of stock of WII. In managing its price risk, the Group disposes of existing or acquires additional shares based on the economic conditions.

Fair Value of Financial Assets and Liabilities

The carrying amount of cash and cash equivalents, receivables, current portion of due from related parties, accounts payable and accrued expenses and other current liabilities approximate their fair values due to the short-term maturity of these instruments. The fair value of interest-bearing due from related parties and loans payable is based on the discounted value of expected future cash flows using the

applicable market rates for similar types of instruments as of the reporting date, thus, the carrying amount approximates fair value.

The fair value of AFS investment was determined using the closing market price of the investment listed on the PSE as of December 31, 2019 and 2018.

Risk Management Structure

Board of Directors

The BOD is mainly responsible for the overall risk management approach and for the approval of risk strategies and principles of the Group. It also has the overall responsibility for the development of risk strategies, principles, frameworks, policies and limits. It establishes a forum of discussion of the Group's approach to risk issues in order to make relevant decisions.

Risk Management Committee

Risk management committee is responsible for the comprehensive monitoring, evaluating and analyzing of the Group's risks in line with the policies and limits set by the BOD.

Capital Management

The primary objective of the Group's capital management is to ensure its ability to continue as a going concern and that it maintains a strong credit rating and healthy capital ratios in order to support its business and maximize shareholder value. Capital is defined as the invested money or invested purchasing power, the net assets or equity of the entity. The Group's overall strategy remains unchanged from 2019 and 2018.

The Group manages its capital structure and makes adjustments to it, in light of changes in economic conditions. To maintain or adjust the capital structure, the Group may adjust the dividend payment to shareholders, return capital to shareholders or issue new shares. For purposes of the Group's capital management, capital includes all equity items that are presented in the consolidated statement of changes in equity, except for revaluation surplus on property and equipment, retirement benefits reserve, foreign currency translation adjustment and fair value reserve.

The Group's capital management, among other things, aims to ensure that it meets financial covenants attached to the omnibus and security loan agreement. Breaches in meeting the financial covenants would permit the bank to immediately call the loans. There have been no breaches of the financial covenants in the current period.

Interim Periods and Comparable Discussions to Assess Material Changes:

Discussion and analysis on the operating results for the 2nd quarter of 2020 is briefly discussed on the attached SEC Form 17Q.

OPERATIONAL AND FINANCIAL INFORMATION

Market for Registrant's Common Equity and Related Stockholder Matters

1. The stocks of WPI shares which are listed on the Philippine Stock Exchange for the last two calendar years are as set out hereunder:

Peso	High	Low
2020		
January - March 2020	0.460	0.360
April- June 2020	0.630	0.300
July- September 2020	0.480	0.350
Peso	High	Low
2019		

January - March 2019	0.830	0.640
April- June 2019	0.810	0.640
July- September 2019	0.890	0.650
October- December 2019	0.700	0.570

Peso	High	Low
2018		
January - March 2018	1.350	0.790
April- June 2018	1.030	0.720
July- September 2018	0.860	0.650
October- December 2018	0.740	0.450

Peso	High	Low
2017		
January - March 2017	0.650	0.335
April- June 2017	1.080	0.375
July- September 2017	1.520	0.810
October- December 2017	1.230	0.870

The number of stockholders of record as of December 31, 2019 on the Register of Shareholders was 435 but the company is not able to identify the actual number of beneficial owners who are registered under the name of the member companies of the Philippine Stock Exchange (PSE). Common shares outstanding as of December 31, 2019 were 2,498,991,753. There are no sales for the last three years of unregistered securities.

The List of top 20 stockholders of record as of September 30, 2020 is as stated hereunder:

Name of Stockholder of Record	No. of Shares	%
1 The Wellex Group, Inc.	1,128,466,800	45.16%
2 PCD Nominee Corporation (Filipino)	611,076,973	24.45%
3 Silver Green Investment LTD	180,230,000	7.21%
4 Chesa Holdings, Inc.	175,924,000	7.04%
5 Tybalt Investment LTD	135,010,000	5.40%
6 Pacific Wide Realty Development Corp.	36,445,000	1.46%
7 Kenneth T. Gatchalian	30,000,100	1.20%
8 Rexlon T. Gatchalian	30,000,000	1.20%
9 Weslie T. Gatchalian	30,000,000	1.20%
10 Forum Holdings Corporation	20,626,000	0.83%
11 PCD Nominee Corp. (Non-Filipino)	16,436,201	1.00%
12 Primary Structures Corporation	16,212,500	0.65%
13 Pacific Rehouse Corporation	15,598,900	0.62%
14 Rexlon T. Gatchalian	14,740,000	0.59%
15 Metro Alliance Holdings and Equities	14,370,000	0.58%
16 Mizpah Holdings, Inc.	10,489,200	0.42%
17 Elvira A. Ting	10,000,009	0.40%
18 Catalina Roxas Melendres	6,246,000	0.25%
19 Manuel H. Osmena	1,400,000	0.06%
20 Rolando M. Lim	1,142,500	0.05%

3. The common stock of the company is being traded currently in the Philippine Stock Exchange. On June 16, 1999, the Parent Company declared cash dividend of Php 0.02 per share on its Common Shares outstanding as of May 15, 1999. This amounted to Php 19.23 million. The Parent Company also declared a 10% stock dividend as of September 15, 1999 record date.

Company has not issue dividends since the year 2000. However, it may declare dividends once the deficit is offset and the market for the coming years proper.

There is no restriction made by the company with regards to the declaration of giving a dividend to stockholders except for standard clauses in commercial loan covenants.

4. Issuance and Exchange of Securities

In 2008, the Parent Company sold its investment in APHC totaling 4,900,000 shares at varying selling price through the PSE. Total proceeds from the sales transactions, net of related expenses and taxes, amounted to P 48.2 million. Gain on sale of APHC shares amounting to P10.1 million was recognized in the December 31, 2008 consolidated statements of operations. The total proceeds from the sale transaction amounting to P48.2 million, which was provided to TWGI s cash advances was recorded as receivable from TWGI and part of the "Due from related parties" account in the consolidated balance sheets (see Note 9). As of December 31, 2008, the Parent Company's equity interest in APHC decreased to 69% FROM 75% IN 2007.

Date of Sale and Title and Amount of Securities Sold	Names of Underwriters of Identity to whom it May Sold	Share # of Swap	SEC FORM
December 22, 2008 - Common-4,700,000	Not applicable	500,000 @ P9.40	10.1
June 19, 2008 - Common-20,000,000	Not applicable	2,000,000 @ P10.00	10.1
June 26, 2008 - Common-7,000,000	Not applicable	700,000 @ P10.00	10.1
June 30, 2008 - Common-7,610,000	Not applicable	761,000 @ P10.00	10.1
July 2, 2008 - Common - 9,390,000	Not applicable	9,390,000 @ P15.00	10.1

Corporate Governance

The following are the point-by-point compliance of the Company to the Manual:

The Company has a compliance officer in the name of Richard L. Ricardo as required by the Manual for Corporate Governance. Said Compliance Officer reported directly to the Chairman of the Board and in his absence, to the executives of the Company.

The Compliance Officer monitored the compliance regarding the provisions and requirements of the Corporate for Governance Manual.

The Compliance Officer is issuing this certification to the extent of compliance of the Company to this Manual.

The Compliance Officer has identified, monitor and controlled the compliance risks involved in the Company considering the large scope of its operations and the accounting procedures that have to be done correspondingly.

The Board of Directors has taken care of its responsibility to foster long-term success of the Corporation through its meeting every other month. Each meeting has been carefully recorded in minutes. The authority given to each Board member has been within the by-laws of the Company and within the limits of the law.

The Board of Directors has implemented a process of selection to ensure the combination of its directors and officers.

The Corporation through the Board and the Corporate Secretary has complied with all the relevant laws, regulations and codes of best business practices.

The Board of Directors has implemented the proper disclosure of information to its stockholders as exemplified in the General Information Statement sent to each of them.

According to Company's assessment, the directors have conducted fair business transactions with the Corporation, seen to it that personal interests did not prejudice their Board decisions, have devoted time and attention needed for the discharge of their duties and responsibilities, acted judiciously, exercised independent judgment, observed confidentiality, and ensured the continuing soundness, effectiveness and adequacy of the Corporation's internal control environment.

The Board has created committees, namely: the Nomination Committee, Compensation & Remuneration Committee, and the Audit Committee.

The Nomination Committee, composed of 3 voting directors (one is independent), is in charge of the screening of the candidates for a seat in the Board of Directors in accordance to the qualifications set in the Manual. Said Committee has also considered the disqualifications specifically enumerated.

The Compensation and Remuneration Committee is composed of three members, one of them is independent as provided for in the guidelines.

The Compensation and Remuneration Committee has made sure that the compensation of the key officers and executives of the Company was in line with the culture and policies of the Company.

The Compensation and Remuneration Committee has developed a formal and transparent procedure for developing a policy on executive remuneration and for fixing the remuneration packages of individual directors and officers. The Committee has also developed a system regarding disclosure of all the incoming officers as to their business interests which might be in conflict with that of the Company. No director or officer has been allowed to decide on his own remuneration.

The Compensation and Remuneration Committee has provided annual reports, information and proxy statements on the disclosure of the compensation for the executives and officers of the Company.

The Audit Committee has been composed of three members, one of whom is independent. The said Committee has reviewed all financial reports against compliance with both the internal financial management policy and pertinent accounting standards. The Committee has also reviewed management policies on financial management, audit plans, interface with the internal and external auditors. The Committee has also developed a financial management system that ensured the integrity of internal control activities throughout the Company.

The Corporate Secretary of Waterfront Philippines, Inc. is Atty. Arthur R. Ponsaran, a Filipino citizen. He possesses the administrative and interpersonal skills. He is also a Certified Public Accountant. He gathered all documents with regard to the discharge of his duties and responsibilities, prepared board meeting notices, submitted through the SEC 17-C the annual certification as to attendance of the directors during Board meetings.

The External Auditor for the year 2019 and 2018 is KPMG R.G. Manabat & Co., and was chosen by the Board and approved by the stockholders upon recommendations of the Audit Committee.

The Internal Auditor reporting directly to the Audit Committee provided reasonable assurance that the key organizational and procedural controls were effective, appropriate and complied. The Manual for Corporate Governance has been made available to discerning stockholders during office hours of Waterfront Philippines, Inc.

The reports required for the Manual were prepared and submitted to the Commission. All material information that could potentially affect shares were publicly disclosed in accordance with the rules of the Philippine Stock Exchange and the Commission. The Annual Reports were properly disseminated to the stockholders.

The stockholders were given the right to elect, remove and replace directors in accordance with the Corporation Code. Cumulative was used during the last annual stockholders' meeting. They were also provided the power of inspection of the corporate books and records including the minutes of the Board Meetings, without costs and restrictions.

Other Matters

The Compliance Officer was deemed to have reported grave violations of the Manual but since there was none, none was reported.

The Compliance Officer was deemed to have appeared before the Securities and Exchange Commission upon summons but since there was none, said Officer was not compelled to do so. Waterfront Philippines, Inc. maintains copies of the Manual for Corporate Governance and this is distributed to its employees.

The company did not issue any additional shares during the year to make use of the pre-emptive right for the stockholders.

The shareholders had been granted the right to propose the holding of a meeting, right to propose items in the agenda, but to date none has been communicated to the management of the Company regarding such proposals.

None so far has expressed to exercise his right to Appraisal in the last annual meeting of the stockholders.

The company has submitted its Revised Manual on Corporate Governance in accordance with SEC Memorandum Circular No. 6, series of 2009 "Revised Code of Corporate Governance.

CERTIFICATION OF INDEPENDENT DIRECTOR

I, **Sergio R. Ortiz-Luis, Jr.**, Filipino, of legal age and a resident of 151 cor. 3rd St. & 10th Ave., Riverside Village, Pasig City, after having been duly sworn to in accordance with law do hereby declare that;

- I am an independent director of **Waterfront Philippines, Inc.** and have been its independent director since 2006.
- I am affiliated with the following companies or organizations:


COMPANY	POSITION	PERIOD OF SERVICE
Alliance Global, Inc.	Vice Chairman	2007 – present
Phil Chamber of Commerce & Industry	Chairman/Treasurer	2007 – present
Forum Pacific Inc	Independent Director	2016 – present
Philippine Exporters Confederation Inc.	President/CEO	2008 – present
Philippine Estate Corp	Independent Director	2011 – present
B.A. Securities	Independent Director	2012 – present
Acesite (Phils) Hotel Corp	Independent Director	2013 – present
Consulate Romanian in the Philippines	Honorary Consul General	2015 – present
Wellex Industries, Inc.	Independent Director	2016 – present
Waterfront Manila Premier Development, Inc.	Chairman/Director	2017-present
Int'l Chamber of Commerce of the Phils	Founding Director	Present
Employers' Confederation of the Phils.	President	Present
Manila Exposition Complex Inc	Director	Present
VC Securities Corp	Vice-Chairman/Independent Director	Present
Country Garden Agri-Tourism Dev't. Inc	Chairman/Director	Present
Philippine International Airways	Chairman/Director	Present
National Center for Mediation	Chairman	Present
Integrated Concept & Solutions, Inc	Chairman	Present
Export Development Council	Vice-Chairman	Present
Philippine Foundation, Inc. (Team Phils.)	Director/Past President	Present
Asia Pacific Chinese Media, Inc.	President	Present
GS1 & Int'l Chamber of Commerce Phils	Founding Director	Present
Alliance Energy Power and Dev't Inc.	Director	Present
La Salle Tech Academy	Director	Present
H2O (formerly Calapan Ventures, Inc.)	Director	Present
Rotary Club of Greenmeadows Foundation	Chairman	Present
Jardeli Club foundation	Vice-Chairman	Present
Rural Bank of Baguio	Director	Present
LikeCash Asia & Pacific Corp	Director	Present
SPC Power Corporation	Director	Present
Drug Abuse Resistance Education Phils.	Director	Present
Human Resource Dev't Foundation	Trustee/Treasurer	Present
Int'l Association of Educators for World Peace	Honorary Adviser	Present
The Philippine Bamboo Council	Private Sector Representative	Present
Patrol 117 - Foundation for Crime Prevention	Commissioner	Present
Industry Development Council	Member	Present
National Competitiveness Council	BPLS Champion	Member
Philippine Jaycee Senate	Senate	Member
Philippine Coastguard Auxilliary	Captain	Member

- I possess all the qualification and none of the disqualifications to serve as an Independent Director of **Waterfront Philippines Inc.**, as provided for in Section 38 of the Securities Regulation Code, its Implement Rules and Regulations and other SEC issuances.
- I am not related to any director/officer/substantial shareholder of **Waterfront Philippines Inc.** and its subsidiaries and affiliates other than the relationship provided under Rule 38.2.3 of the Securities Regulation Code.
- To the best of my knowledge, I am not the subject of any pending criminal or administrative investigation or proceeding.
- I shall faithfully and diligently comply with my duties and responsibilities as independent director under the Securities Regulation code and its Implementing Rules and Regulations, Code of Corporate Governance and other SEC issuances.
- I shall inform the Corporate Secretary of **Forum Pacific, Inc.** of any changes in the abovementioned information within five days from its occurrence.

Done, this 15 SEP 2020 day of CITY OF MANILA.


SERGIO R. ORTIZ-LUIS, JR.
 Affiant

SUBSCRIBED AND SWORN to before me this 15 SEP 2020 day of CITY OF MANILA, affiant personally appeared before me and exhibited to me his Tax Identification No. 107-846-762 issued at Bureau of Internal Revenue


ATTY. GILBERTO B. PASIMANERO
 Notary Public Until Dec. 31, 2021
 Notarial Commission No. 2020-030
 IBP# 092831 Pasig-10-7-2019
 PTR# Mla 9112245-1-02-2020
 Roll# 25473, TIN# 103-098-346
 MCLF Case No. VL-001412 and 14-14-2020

Doc. No. 354
 Page No. 74
 Book No. _____
 Series of 2020;

CERTIFICATION OF INDEPENDENT DIRECTOR

I, **ARTHUR M. LOPEZ**, Filipino, of legal age and a resident of The Ritz Tower Condominium, 6745 Ayala Avenue, Makati City, after having been duly sworn to in accordance with law do hereby declare that:

1. I am a nominee for Independent Director of Waterfront Philippines Inc. and have been its Independent Director since 2014.

2. I am affiliated with the following companies or organizations

COMPANY/ORGANIZATION	POSITION/RELATIONSHIP	PERIOD OF SERVICE
Acesite (Phils.) Hotel Corporation	Chairman/ Independent Director	2004- present
Phil. Estates Corporation	Chairman	1996- present
Phil. Hotel Owners Association Inc.	President	2006- present
Hotel Management and Development Consultant (Double Dragon Properties Corp)	Consultant	2013- present
Hotel of Asia Inc- Hotel 101 manila, Hotel 101 Fort, Hotel 101 Management Corp.	Hotel Management Consultant	2013- present
Bellevue (Bohol , Manila, Quezon City, Baguio)	Hotel Management Consultant	2003- present
WydhamGardenQuezon City (Wellworth Properties and Development Corporation)	Hotel Management and Development Consultant and Project Consultant	2016- present
Emerald Hotel and Casino Mactan, Cebu City	Hotel Management and Development Consultant and Project Consultant	Present

3. I possess all the qualifications and none of the disqualifications to serve as an Independent Director of Waterfront Phils Hotel Corp, as provided for in Section 38 of the Securities Regulation Code, its Implementing Rules and Regulations and other SEC issuances.

4. I am related to the following director /officer/substantial shareholder of (covered company and its subsidiaries and affiliates) other than the relationship provided under Rule 38.2.3 of the Securities Regulation Code. (where applicable)

NAME OF DIRECTOR/OFFICER/SUBSTANTIAL SHAREHOLDER	COMPANY	NATURE OF RELATIONSHIP
N/A	N/A	N/A

5. To the best of my knowledge, I am not the subject of any pending criminal or administrative investigation or proceeding/I disclose that I am the subject of the following criminal/administrative investigation or proceeding (as the case may be):

OFFENSE CHARGED/INVESTIGATED	TRIBUNAL OR AGENCY INVOLVED	STATUS
N/A	N/A	N/A

6. (For those in government service/affiliated with a government agency or GOCC) I have the required written permission or consent from the (head of the agency/department) to be an independent director in _____, pursuant to Office of the President Memorandum Circular No.17 and Section 12 Rule XVIII of the Revised Service Rules.

7. I shall faithfully and diligently comply with my duties and responsibilities as independent director under the Securities Regulation Code and its implementing Rules and Regulations, Code of Corporate Governance and other SEC issuances.

8. I shall inform the Corporate Secretary of _____ of any changes in the abovementioned information within five days from its occurrence.

Done, this _____ day of 15 SEP 2020 at CITY OF MANILA.



Affiant

SUBSCRIBED AND SWORN to before me this _____ day of 15 SEP 2020 at CITY OF MANILA, affiant personally appeared before me and exhibited to me his Tax Identification Number 181 980 515 000.

Doc. No. 353
 Page No. 21
 Book No. 17
 Series of 2020



ATTY. GILBERTO B. PASIMANERO
 Notary Public Until Dec. 31, 2021
 Notarial Commission No. 2020-030
 IBP# 092831 Pasig - 10-7-2019
 PTR# MA 9112245-1-02-2020
 Roll# 25473, TIN# 103-098-346
 MCLE Compl. No. VI-0011418 until 4-14-2022

CERTIFICATION OF INDEPENDENT DIRECTOR

I, **RUBEN D. TORRES**, Filipino, of legal age and a resident of #22 Kalaw Ledesma Circle, Tierra Verde Homes, Tandang Sora after having been duly sworn to in accordance with law do hereby declare that:

1. I am a nominee for independent director of Waterfront Phils., Inc. and have been its independent director since 2006.

2. I am affiliated with the following companies or organizations

COMPANY/ORGANIZATION	POSITION/RELATIONSHIP	PERIOD OF SERVICE
Acesite (Phils) Hotel Corporation	Independent Director	2014-present
BPO Workers Association of the Phils.	President	Present
Services Exporters Risk Management & Consultancy Co (SERMC)	Chairman/CEO	Present
Torres Caparas Torres Law Offices	Senior Partner	1998-present

3. I possess all the qualifications and none of the disqualifications to serve as an Independent Director of Waterfront Phils., Inc. as provided for in Section 38 of the Securities Regulation Code, its Implementing Rules and Regulations and other SEC issuances.

4. I am related to the following director /officer/substantial shareholder of (covered company and its subsidiaries and affiliates) other than the relationship provided under Rule 38.2.3 of the Securities Regulation Code. (where applicable)

NAME OF DIRECTOR/OFFICER/SUBSTANTIAL SHAREHOLDER	COMPANY	NATURE OF RELATIONSHIP
N/A	N/A	N/A

5. To the best of my knowledge, I am not the subject of any pending criminal or administrative investigation or proceeding/I disclose that I am the subject of the following criminal/administrative investigation or proceeding (as the case may be):

OFFENSE CHARGED/INVESTIGATED	TRIBUNAL OR AGENCY INVOLVED	STATUS
N/A	N/A	N/A

6. (For those in government service/affiliated with a government agency or GOCC) I have the required written permission or consent from the (head of the agency/department) to be an independent director in _____, pursuant to Office of the President Memorandum Circular No.17 and Section 12 Rule XVIII of the Revised Service Rules.

7. I shall faithfully and diligently comply with my duties and responsibilities as independent director under the Securities Regulation Code and its implementing Rules and Regulations, Code of Corporate Governance and other SEC issuances.

8. I shall inform the Corporate Secretary of _____ of any changes in the abovementioned information within five days from its occurrence.

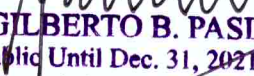
Done, this _____ day of 11 SEP 2020 at CITY OF MANILA.



Affiant

SUBSCRIBED AND SWORN to before me this _____ day of 11 SEP 2020 at CITY OF MANILA, affiant personally appeared before me and exhibited to me his Tax Identification Number 135-071-068-000.

Doc. No. 744
Page No. 70
Book No. 17
Series of 2020


ATTY. GILBERTO B. PASIMANERO
Notary Public Until Dec. 31, 2021
Notarial Commission No. 2020-030
IBP# 092831 Pasig 10-7-2019
PTR# ~~Mla~~ 9112245-1-02-2020
Roll# 25473, TIN# 103-098-346
MCLE Compl. No. VI-0011418 until 4-14-2022

Republic of the Philippines)
City of Pasig) SS.

CERTIFICATION

I, **ARSENIO A. ALFILER, JR.** of legal age and with office address at Unit 3104 Antel Global Corporate Center, #3 Dona Julia Vargas Avenue, Ortigas Center, Pasig City, after being duly sworn to in accordance with law, do hereby certify:

1. I am duly elected Assistant Corporate Secretary of **WATERFRONT PHILIPPINES, INC.** (the "Corporation"), a corporation duly organized and existing under Philippine laws with principal office at No. 1 Waterfront Drive, Off Salinas Drive, Lahug, Cebu City.
2. All incumbent directors and officers of the Corporation are not connected with any government agency or instrumentality, except Atty. Lamberto B. Mercado, Jr. who is a Director of Philippine National Construction Corporation (PNCC).
3. Attached is photocopy of a Certification signed by Atty. Miguel E. Umali, President and CEO of PNCC, allowing/authorizing Atty. Lamberto B. Mercado, Jr. to be a director of other corporations.

I execute this Certification to comply with the requirements of the Securities and Exchange Commission.


IN WITNESS WHEREOF, I have hereunto set my hand this 07 OCT 2020 day of 07 OCT 2020 2020, in the City of Pasig.


ARSENIO A. ALFILER, JR.
Assistant Corporate Secretary

SUBSCRIBED AND SWORN TO BEFORE ME this ___ day of 07 OCT 2020 2020, affiants exhibits to me his TIN NO. 108-160-743.

Notary Public

Doc. No. 733
Page No. 147
Book No. 19
Series of 2020.


ATTY. GILBERTO B. PASIMANERO
Notary Public Until Dec. 31, 2021
Notarial Commission No. 2020-030
IBP# 092831 Pasig - 10-7-2019
PTR# Mla 9112245-1-02-2020
Roll# 25473, TIN# 103-098-346
MCLE Compl. No. VI-0011418 until 4-14-2022

General Manager

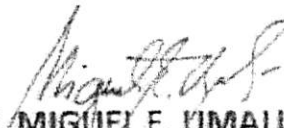


PHILIPPINE NATIONAL
CONSTRUCTION CORPORATION

CERTIFICATION


This is to certify that **ATTY. LAMBERTO B. MERCADO JR.** is hereby allowed/authorized to occupy membership in the Board of Directors of other corporations provided such memberships do not conflict with his official function as member of the PNCC Board of Directors.

Done this 2nd day of September 2020 in Bicutan, Paranaque City.


ATTY. MIGUEL E. UMALI
President and CEO

UNDERTAKING

Waterfront Philippines, Inc. hereby undertake to distribute a copy of **SEC FORM 17-Q for the 3rd quarter of 2020** to WPI Stockholders during the Annual Meeting to be held on November 16, 2020.



KENNETH T. GATCHALIAN
President

Stock Transfer Service Inc.
 WATERFRONT PHILIPPINES, INCORPORATED
 Stockholder MasterList
 As of 09/30/2020

Count	Name	Holdings
1	ABACUS CAPITAL INVESTMENT CORP. A/C 583002	1,000
2	ABACUS SECURITIES CORPORATION	35,200
3	IMELDA L. ACIDERA	22,000
4	RICARDO R. AGUADO	11,000
5	AH LAY OH	13,750
6	ALBERTO MENDOZA &/OR JEANIE MENDOZA	11,000
7	MA. CYNTHIA AMIGO ALCANTARA	7,700
8	EDGAR M. ALFEREZ	25,000
9	MINERVA R. ALIAZON	4,400
10	HANNAH JALECO ALLANIGUE	6,600
11	DONATO ALMEDA	1
12	RODERICK ALAIN ALVAREZ	10,000
13	ANABELLE C. ALVARO	500
14	MA. WINNINAH S. ANCHETA	5,500
15	BANING P. ANG	2,000
16	BANING P. ANG	2,000
17	MA. LUISA AQUINO	1,000
18	ROMMEL C. AQUINO	1,100
19	EVELYN ARCENAL	11,000
20	RAMONCITO ARCEO	30,000
21	CARLO ARCHES	2,200
22	GENEROSA A. ARENAS	5,500
23	MA. THERESA L. ARGUELLES	110
24	ARIEL M. CONCEJERO &/OR MA. CONSUELO G. CONCEJERO	11,000
25	ARSENIO L. LIM &/OR RUBY O. LIM	10,000
26	ARTHUR H. OSMENA &/OR JANE Y. OSMENA	330,000
27	OWEN NATHANIEL AU	200
28	RAYMOND AZCARATE	1,000
29	GERALDINE BAD-AY	1,100
30	CARINA H. BALONES	10,000
31	DAXIM-REY L. BANAGUDOS	11,000
32	MA. ROSARIO T. BARRETTO	2,200
33	BARTHOLOMEW DY BUNCIO YOUNG	10,000
34	ARSENIO BARTOLOME, III	1
35	EDUVEGES O. BATALAN	2,000
36	AIDA BELLESTEROS	2,200
37	ELENA D. BELLEZA	500
38	BENJAMIN MOMBAY &/OR ELYSIA DELA LLANA	2,200
39	VIVIEN BILBAO	1,100
40	BILLY KHU &/OR WARREN KHU	5,500
41	RAMON JAIME VILA BIROSEL	17,600
42	GARRY BOOC	10,000
43	JUN M. BORRES	3,300
44	ERLITA BUGAOAN	200
45	EXUPERTO P. CABATANA	6,600
46	BONIFACIO M. CABATIT	2,000
47	LUZVIMINDA E CABIBIJAN	1,100
48	LORENA R. CABUGAWAN	333
49	PRIMITIVO C. CAL	55,000
50	FE CALDERON	200
51	ELEANOR P. CALIMAG	3,300

Stock Transfer Service Inc.
 WATERFRONT PHILIPPINES, INCORPORATED
 Stockholder MasterList
 As of 09/30/2020

Count	Name	Holdings
52	CLEOFE D.V. CANETE	6,600
53	ADELAIDA ZITA R. CARLOS	4,400
54	CARMENCITA MIRANDA &/OR DONNA DEL ROSARIO	5,500
55	JENNIFER CASAS	1,100
56	JOHN PETER CHICK B. CASTELO	1,100
57	CATHAY SEC. CO., INC. A/C# 1684	1,100
58	CATHAY SEC. CO., INC. A/C# 1030	100,000
59	RAY CELIS	2,200
60	CLARO CENIZA	2,200
61	AMELIA CERVANTES	2,200
62	ELVIN CHAN	16,500
63	VICKY L. CHAN	55,000
64	CHARTERED COMMODITIES CORPORATION	294,999
65	CHEAH TUCK	11,000
66	CHESA HOLDINGS, INC.	175,924,000
67	CARLOS CHING	500
68	CHIOTI HSU	22,000
69	FRANCIS S. CHOA	20,000
70	DEWEY CHOACHUY, JR	111,300
71	CHONG PENG YNG	100,000
72	WILLIAM N. CHUA CO KIONG	7,700
73	BELINDA CHUA	5,500
74	JULIE YAP CHUA	1,000
75	LUIS W. CHUA	5,500
76	YAN TO A. CHUA	132,000
77	MA. REGINA CLIMACO	5,500
78	BEDY DU CO	1,100
79	NELIA CO	20,000
80	ALFREDO COLLADO	900
81	KATHLEEN COPON	16,500
82	ROGER CORRO	2,300
83	FRANKLIN M. COSTALES	10,000
84	BENSON COYUCO	605,000
85	CARMELITA P. CRUEL	8,800
86	ARISTEO R. CRUZ	1,000
87	FELIPE A CRUZ, JR.	1,100,000
88	MA. TERESA P. CRUZ	55,000
89	MARIA CONCEPCION CRUZ	876,000
90	RODOLFO L. CRUZ	100
91	ANITA T. DAVID	11,000
92	ANGELES MORALES DE LEON	4,400
93	ROLANDO D. DE LEON	66,000
94	ROY A. DE LOS REYES	11,000
95	TERESITA I. DE LOS SANTOS	5,500
96	AUGURIO P. DE VERA	2,000
97	CYNTHIA ROXAS DEL CASTILLO	1,100
98	ELMER DELA CRUZ	2,200
99	JOSEFINA DINSAY	16,500
100	PEDRO DOMINGO	12,100
101	NARISA BERLIN R. DURAN	2,200
102	CAROLINE DY	1,100

Stock Transfer Service Inc.
 WATERFRONT PHILIPPINES, INCORPORATED
 Stockholder MasterList
 As of 09/30/2020

Count	Name	Holdings
103	MANUEL DY	11,000
104	GARY GO DYCHIAO	200,000
105	E.N. MADRAZO CORPORATION	7,700
106	EAST ASIA OIL & MINING COMPANY, INC.	40,000
107	EBC SECURITIES CORPORATION	48,400
108	EDGARDO YAMBAO &/OR MARIA ISABEL YAMBAO	11,000
109	EDILBERTO &/OR ROSITA TANYU &/OR WELLINGTON HO VELASCO	55,000
110	EDNA T. ROGANDO &/OR ESTER T. JUCO	2,200
111	LUCENA B. ENRIQUEZ	552,000
112	LEONARDO ERMITA	2,200
113	MA. ISABEL H. ERMITA	8,800
114	ERVERT AVANZADO &/OR LIAZLE AVANZADO	2,000
115	ERIBERTO E. ESTEBAN	5,500
116	FATIMA A. FARRALES	8,800
117	ARISTEO O. FERAREN, JR	17,600
118	ERIC FILAMOR	1
119	FLORENTINO A. GONZALEZ, JR. &/OR LOURDJEAN T. GONZALEZ	2,200
120	FORUM HOLDINGS CORPORATION	20,626,000
121	MA. ROSARIO FRANCO	3,300
122	FREYSSINET PHILIPPINES, INC.	770,000
123	JOCELYN FULACHE	6,600
124	G & L SECURITIES CO., INC.	10,000
125	GRACE M. GALANG	1,100
126	EUGENE GALICIA	3,300
127	MA. LEYLANI V. GAMBOA	2,500
128	ROGELIO GANZON	2,500
129	IMELDA GAPASIN	100
130	MARIA A. GARCIA	8,000
131	GRACIANO AUDWIN T. GARZON	5,000
132	DEE HUA T. GATCHALIAN	350,000
133	KENNETH T. GATCHALIAN	30,000,100
134	REXLON GATCHALIAN	14,740,000
135	REXLON T. GATCHALIAN	30,000,000
136	WESLIE T. GATCHALIAN	30,000,000
137	GUILLEMO F. GILI, JR	20,000
138	MARVIN J. GIROUARD	330,000
139	ANA L. GO	300,000
140	DOMINGO C GO	275,000
141	RUBY PING GO	20,000
142	EDMUNDO Z. GREGORIO	2,000
143	PATRICK C. GREGORIO	1
144	ARTURO GUANZON	33,000
145	MARLENE S. GUEVARA	11,000
146	GUIDO VILLANUEVA &/OR AMELIA VILLANUEVA	1,000
147	GUILD SECURITIES, INC.	1,100
148	GLORIA GUINTU	2,000
149	ROZANA C. GUTIERREZ	6,600
150	SARAH SAN JOSE HAIN	3,300
151	JOSEPH EDWARD HANNEN	2,200
152	HANSON G. SO &/OR LARCY MARICHI Y. SO	100,000
153	BRENDA SOLIDUM HERNANDEZ	3,300

Stock Transfer Service Inc.
WATERFRONT PHILIPPINES, INCORPORATED
Stockholder MasterList
As of 09/30/2020

Count	Name	Holdings
154	LILY S. HO	36,300
155	LILIAN HONG	34,000
156	HSBC SECURITIES (PHILIPPINES), INC.	5,000
157	HUNG CHUEN FEI	11,000
158	I.B. GIMENEZ SEC., INC. A/C DPA-003	2,000
159	ROYC CECIL D. IBAY	11,000
160	LUCILA D. ICBAN	2,200
161	INTERNATIONAL POLYMER CORPORATION	33,000
162	JOSE RENE ITURRALDE	200
163	JAY JACOBS	39,600
164	JAMES O. NG &/OR ELSIE Y. NG	10,000
165	ERIC JAO	16,500
166	JESUS ROBERTO SAENZ &/OR AURORA E.	3,300
167	JORGE P. LONTOC OR PACITA L. LONTOC	4,000
168	JOSE YAP &/OR CONCHITA YAP	330,000
169	AURELIO P. JR	13,200
170	RAPHAEL T. JUAN	7,700
171	KATHERINE LIM &/OR MARSHA LIM	11,000
172	KENSTAR INDUSTRIAL CORPORATION	110,000
173	KERRY SECURITIES (PHILS.), INC. -GJ01	4,400
174	JIM HO KHE BIN	20,000
175	BILLY GO KHU	5,500
176	CONSUELO DY KHU	11,000
177	CARMELITA KONG KIAT	16,500
178	PHILIP KIONG	11,000
179	ROBERT KLING	39,600
180	MUI SIN KOH-SEAH	4,400
181	CONSUELO C. KON	5,500
182	ROGELIO G. KWAN	622
183	L.M. GARCIA & ASS., INC. A/C# 160	55,000
184	LOLITA LABACLADO	5,500
185	ALEXANDRIA M. LACSON	5,500
186	LESLIE A. LAVA	6,600
187	RICARDO P. LAZARO	11,000
188	RODOLFO B. LEDESMA	30,000
189	ALEXANDER C. LEE	20,000
190	YVETTE LEE	27,500
191	LEONG JEE VAN	55,000
192	RICHARD ANTHONY Y. LIBORO	200
193	LIM TAY	55,000
194	ANITA LIM	22,000
195	BETO Y. LIM	150,000
196	CARRIE LIM	100,000
197	CELY S. LIM	112,200
198	EMILY LIM	500,000
199	GIOVANNI JOSEF B. LIM	10,000
200	JAY DEXTER A. LIM	16,200
201	JOCELYN O. LIM	2,200
202	KIRBY YU LIM	55,000
203	MONINA GRACE S. LIM	13,200
204	REBECCA TAN LIM	1,100

Stock Transfer Service Inc.
 WATERFRONT PHILIPPINES, INCORPORATED
 Stockholder MasterList
 As of 09/30/2020

Count	Name	Holdings
205	ROLANDO M. LIM	1,142,500
206	JUANITA LIMCHAYSENG	600
207	ROMEO S. LINDAIN	1,100
208	LIPPO SECURITIES, INC. FAO: SHEN KUO HSU	8,000
209	LIPPO SECURITIES, INC.	56,500
210	KAROLYN LIU	5,500
211	ARMANDO S. LLARINAS	1,100
212	CHRISTOPHER D. LO	3,300
213	ADRIAN LONG	39,600
214	ARTHUR LOPEZ	1
215	JUAN ANTONIO LOPEZ	3,300
216	JOSEFA T. LUA	11,000
217	MAXIMO V. LUCAS	8,800
218	MATEO H. LUGA	16,500
219	VILMA LUMANOG	2,200
220	LUKE MACABABBAD	3,300
221	MARIO T. MACADAEG	300
222	RENATO B. MAGADIA	200
223	RENO I. MAGADIA	10,000
224	MILAGROS ONG MAGAT	1,000
225	BENJAMIN G. MAGBANUA	1,100
226	GRACE MAGNAYE	16,500
227	GRACE MAGNAYE	5,500
228	LEVI Q. MAGNAYE	2,200
229	MA. YOLANDA MALLARI	30,000
230	MELVIN M. MANALO	2,200
231	EMILIA MANANON	1,100
232	MANUEL H. OSMENA &/OR GRELINA L. OSMENA	100,000
233	MANUEL H. OSMENA &/OR MANUEL L. OSMENA II	1,400,000
234	JESUS B. MARAMARA	2,700
235	MA. MADONNA M. MEDENILLA	5,000
236	RUBEN MEDRANO	100
237	CATALINA ROXAS MELENDRES	6,246,000
238	ROCHELLE V. MENDOZA	200
239	ELIZABETH MERCADO	11,000
240	LAMBERTO B. MERCADO, JR	100
241	MERIDIAN SEC., INC. A/C# 844	200,000
242	METRO ALLIANCE HOLDINGS & EQUITIES, INC.	14,370,000
243	MANUEL S. MILAN	4,400
244	MIZPAH HOLDINGS, INC.	10,489,200
245	ALBERTO MOGUEL	1,200
246	CONSUELO A. MOPAS	22,000
247	MUI SIN KOH-SEAH &/OR DENNIS CHEE CHIANG SEAH	3,300
248	CRISTINO NAGUIAT, JR.	181,500
249	NG GHIM HWA	4,000
250	LAWRENCE C. NG	10,000
251	BELINDA NGO	5,500
252	NATIVIDAD C. NGUI	4,400
253	VIDA MARIE E. NISPEROS	1,100
254	NOBLE ARCH REALTY AND CONSTRUCTION CORP.	10,000
255	MARCELO S. NUGUID	22,000

Stock Transfer Service Inc.
 WATERFRONT PHILIPPINES, INCORPORATED
 Stockholder MasterList
 As of 09/30/2020

Count	Name	Holdings
256	CARMELO OBCEMEA	10,000
257	TERESITO P. OCAMPO	2,000
258	VENUS DE OCAMPO	20,000
259	OCBC SECURITIES PHILS., INC.	40,000
260	OMAR C. POLINTAN &/OR MELITA POLINTAN	1,100
261	ONG YU LING	27,500
262	CARMEN ONG	11,000
263	JIMMY G. ONG	4,400
264	STEVEN M. ONG	6,600
265	VICKY ONG	22,000
266	JUANA ONGKA	5,500
267	REMEDIOS S. ORBETA	14,300
268	ORION-SQUIRE CAPITAL, INC. - 0267	200
269	VIRGIE R. ORTEGA	5,500
270	SERGIO R. ORTIZ-LUIS, JR	110
271	CONSUELO G. OSI	2,200
272	DAVID LAO OSMENA	314,600
273	DAVID LAO OSMENA	275,000
274	GLADYS MAY L. OSMENA	39,600
275	HARVEY OSMENA	11,000
276	MANUEL L. OSMENA, II	39,600
277	MANILYNN L. OSMENA	39,600
278	MEGHANN GAIL L. OSMENA	39,600
279	ANTONIO MAPUA OSTREA	5,500
280	VENUS PACIA	11,000
281	PACIFIC CONCORDE CORPORATION	100,000
282	PACIFIC IMAGES, INC.	100,000
283	PACIFIC REHOUSE CORPORATION	15,598,900
284	PACIFIC WIDE REALTY DEVELOPMENT CORP.	36,445,000
285	MA. TERESITA M. PALO	4,400
286	GAUDENCIO H. PANALIGAN	11,000
287	VICENTE LIM PANG	1,000
288	PANTALEON NIEVA &/OR ANGELITA NIEVA	3,300
289	ROSE LUZELLE PAPA	200
290	LYDIA C. PASCUA	1,100
291	SANDRA E. PASCUAL	50,000
292	CIRILO E. PASUCAL	11,000
293	PATRICIA MIADO &/OR MARIO ANGEL MIADO	3,300
294	PCD NOMINEE CORP. (FILIPINO)	611,076,973
295	PCD NOMINEE CORP. (NON-FILIPINO)	16,436,201
296	MA. THERESA C. PE	11,000
297	ARACELI P. PENAS	1,100
298	PAUL PESTANO	3,300
299	PHILIP NG CLARIN & EVELYN NG LEE	22,000
300	PIERCE INTERLINK SECURITIES, INC.	150,000
301	ELENETTE C. PINGUL	3,300
302	MABEL POBLETE	1,100
303	ARTHUR R. PONSARAN	110
304	AMANDO J. PONSARAN, JR	16,500
305	PORFIRIO G. MACARAEG &/OR MICHAEL MACARAEG	1,100
306	CHARLES M. PRATT	5,500

Stock Transfer Service Inc.
 WATERFRONT PHILIPPINES, INCORPORATED
 Stockholder MasterList
 As of 09/30/2020

Count	Name	Holdings
307	IMELDA M. PRECION	5,000
308	PRIMARY STRUCTURES CORPORATION	16,212,500
309	PUBLIC SEC. CORP.	800
310	DEREK PUERTOLLANO	5,500
311	WINSTON P. PUNZALAN	1,500
312	QUALITY INVESTMENTS & SECURITIES CORP.	22,000
313	JAIME R. QUIJANO	3,300
314	MAHALIA C. QUINONES	5,000
315	NERISSA C. QUINTANA	11,000
316	RICARDA B. QUIROS	22,000
317	R. COYIUTO SECURITIES, INC.	11,000
318	MELITA G. RAGAS	2,200
319	RCBC T/A# 33-398-0	300
320	REGINA CAPITAL DEVT., CORP. A/C#1845	20,000
321	JOHN PATRICK REGNER	2,200
322	BEVERLY G. REJANTE	1,100
323	RENATO C. ALARCON &/OR VIRGINIA M. ALARCON	5,500
324	RENATO C. GENDRANO &/OR GENDRANO BERNADETTE	55,000
325	REXLON INDUSTRIAL CORPORATION	17,000
326	DAISY S.A REYES	1,100
327	FIDELINA B. REYES	1,000
328	JUANA M. REYES	7,700
329	DOMINADOR A. REYNO	500
330	ILDEFONSO REYNOSO, II	8,800
331	SALVADOR T. RIGOR, JR	7,700
332	CARLOS BENEDICT K. RIVILLA, IV	110
333	ROBERTO ABELLO &/OR MA. ANTONIA ABELLO	5,500
334	BING ROJO	6,700
335	ROLANDO I. LOMBOY &/OR MILAGROS R.LOMBOY	10,000
336	NORA ROSS	200
337	LETICIA ROXAS	1,100
338	RUBEN BALBASTRO &/OR ROSARIO TORRES	5,500
339	RODOLFO V. SAEZ	1,000
340	ERNESTO R. SALAS, JR	22,000
341	DONNIE SALVADOR	600
342	MA. TERESA T. SAN AGUSTIN	3,300
343	FRANCISCO C. SAN DIEGO	50,000
344	AURORA V. SAN JOSE	143,000
345	EPIFANIA G. SANTOS	2,750
346	FLORENCIO SANTOS	2,000
347	ROLANDO S. SANTOS, JR	2,200
348	SAPPHIRE SECURITIES, INC.	4,000
349	SEAFRONT RESOURCES CORP.	33,000
350	SEGUNDO SEANGIO &/OR VIRGINIA SEANGIO	297,000
351	SHAREHOLDERS ASSOCIATION OF THE PHILIPPINES, INC.	1,000
352	PROSERFINA SIGUENZA	6,600
353	SILVER GREEN INVESTMENTS LTD.	180,230,000
354	SIMEON SAMSON &/OR CHARLIE RAVALO	5,000
355	GLENN ANTHONY O. SOCO	16,500
356	PABLO SON KENG PO	22,000
357	DELFIN R. SUPAPO, JR	27,500

Stock Transfer Service Inc.
 WATERFRONT PHILIPPINES, INCORPORATED
 Stockholder MasterList
 As of 09/30/2020

Count	Name	Holdings
358	LYDIA J. SY	55,000
359	MICHELLE T. SY	2,200
360	RONALD SY	600
361	LEOPOLDO SY-QUIA, JR	5,000
362	IBURI TADAFUMI	13,750
363	SEIICHIRO TAKAHASHI	11,000
364	TAN DAISY TIENG	46,500
365	TAN LIN LAY	30,000
366	CARLOS S. TAN	11,000
367	DOUGLAS TAN	1,100
368	EDWARD W. TAN	3,300
369	FATIMA L. TAN	1,100
370	LINDA TAN	5,500
371	MIRABEL TAN	1,100
372	RAYMOND G. TAN	1,100
373	ROSIE TAN	2,300
374	SUZETTE TAN	1,100
375	LOLITA TANSENGCO	1,100
376	STELLA TANSENGCO-SCHAPERO	1,200
377	MACARIO TE	1
378	REYNALDO NAVARRA TECECHIAN	1,000
379	TEE LING KIAT &/OR LEE LIN HO	200
380	FRUTO M. TEODORICO, JR	55,000
381	TERESITA GO &/OR SATURNINA GO	87,000
382	THE WELLEX GROUP, INC.	1,128,466,800
383	RUFINO B. TIANGCO	8,800
384	MERLINDO R. TINAPAY	2,200
385	ELVIRA A. TING	10,000,009
386	ROBERT C. TING	22,000
387	RUBY TING	2,200
388	RAMON A. TINIO	25,000
389	WILLIE TIO	159,500
390	IRMINIA A. TIPGOS	1,100
391	LEONCIO TIU	33,000
392	LUISIANA DELOS SANTOS TONDO	1,100
393	RAYMOND TONG	23,300
394	RUBEN D. TORRES	1,000
395	TRITON SECURITIES CORPORATION	20,000
396	TOMAS F. TUASON, IV	110
397	ELIZABETH TUBALE	1,100
398	TYBALT INVESTMENT LTD.	135,010,000
399	ALVIN TAN UNJO	88,000
400	UY TIAK ENG	50,000
401	PHILIP L. UY	11,000
402	ROBERTO S. UY	5,500
403	ROBERTO L. UY	50,000
404	ZITA O. UY-TIOCO	2,200
405	AGAPITO R. VALENCIA	6,600
406	JESUS SAN LUIS VALENCIA	1,000
407	FEDELIZA R. VARGAS	1,100
408	SALUD VELORIA	6,600

Stock Transfer Service Inc.
 WATERFRONT PHILIPPINES, INCORPORATED
 Stockholder MasterList
 As of 09/30/2020

Count	Name	Holdings
409	ANTONIO VERZOSA	2,200
410	BENEDICTO V. VIARDO	2,200
411	MA. SALOME VILLASIS	1,000
412	RIZA C. VILLEGAS	110
413	ROBERTO C. VILLEGAS	4,000
414	WANG YU HUEI	110,000
415	WATERFRONT NOMINEES SDN BHD A/C#6	107,800
416	WATERFRONT NOMINEES SDN BHD A/C#9	20,900
417	WEALTH SECURITIES, INC.	5,500
418	JOHN CRHISTOPHER D. WEIGEL	110,000
419	HELEN F. WILLIMANN	5,000
420	WILSON CHUA &/OR BECKY QUE CHUA	110,000
421	STEVE WOODWARD	39,600
422	LUZ YAMANE	38,500
423	JEFFERSON Y. YAO	11,000
424	YEOH CHEAW TAU	1,100
425	CHARISSA YLAYA	8,800
426	CATHERINE LAO YOUNG	19,800
427	CLIFFORD LAO YOUNG	22,000
428	GEORGE U. YOUNG, JR	82,500
429	YU PEK KIAN	11,000
430	YU SIOK HUI	22,000
431	CECILIA CO YU	4,000
432	JOHN BENEDICT O. YU	10,000
433	NEIL JOHN A. YU	50,000
434	JOCELYN L. ZARATE	4,000
435	EUFEMIA ZULUAGA	7,700

Total stockholders :

 2,498,991,753
 =====

OUTSTANDING BALANCES FOR A SPECIFIC COMPANY

Company Code - WPI0000000000

Business Date: September 30, 2020

BPNAME	HOLDINGS
UPCC SECURITIES CORP.	75,000
A & A SECURITIES, INC.	994,700
ABACUS SECURITIES CORPORATION	28,026,686
PHILSTOCKS FINANCIAL INC	40,521,154
A. T. DE CASTRO SECURITIES CORP.	54,000
ALL ASIA SECURITIES MANAGEMENT CORP.	202,500
ALPHA SECURITIES CORP.	1,529,000
BA SECURITIES, INC.	1,508,700
AP SECURITIES INCORPORATED	17,356,500
ANSALDO, GODINEZ & CO., INC.	2,699,700
AB CAPITAL SECURITIES, INC.	4,952,500
SB EQUITIES, INC.	4,430,100
ASIA PACIFIC CAPITAL EQUITIES & SECURITIES CORP.	832,800
ASIASEC EQUITIES, INC.	653,000
ASTRA SECURITIES CORPORATION	5,000
BELSON SECURITIES, INC.	4,143,100
B. H. CHUA SECURITIES CORPORATION	50,000
JAKA SECURITIES CORP.	8,655,500
BPI SECURITIES CORPORATION	29,862,444
CAMPOS, LANUZA & COMPANY, INC.	2,347,202
SINCERE SECURITIES CORPORATION	1,045,000
BDO NOMURA SECURITIES INC	12,517,928
CTS GLOBAL EQUITY GROUP, INC.	779,138
TRITON SECURITIES CORP.	2,082,450
IGC SECURITIES INC.	1,959,000
CUALOPING SECURITIES CORPORATION	110,500
DBP-DAIWA CAPITAL MARKETS PHILIPPINES, INC.	2,200
DAVID GO SECURITIES CORP.	1,209,000
DIVERSIFIED SECURITIES, INC.	4,443,800
E. CHUA CHIACO SECURITIES, INC.	5,733,100
EQUITABLE SECURITIES (PHILS.) INC.	27,200
EAST WEST CAPITAL CORPORATION	400,000
EASTERN SECURITIES DEVELOPMENT CORPORATION	2,901,200
EQUITIWORLD SECURITIES, INC.	507,600
EVERGREEN STOCK BROKERAGE & SEC., INC.	10,154,100
FIRST ORIENT SECURITIES, INC.	1,467,100
FIRST INTEGRATED CAPITAL SECURITIES, INC.	100
F. YAP SECURITIES, INC.	773,000
AURORA SECURITIES, INC.	926,700
GLOBALINKS SECURITIES & STOCKS, INC.	1,164,400
JSG SECURITIES, INC.	351,650
GOLDSTAR SECURITIES, INC.	4,373,300
GUILD SECURITIES, INC.	105,000
HDI SECURITIES, INC.	4,301,500
H. E. BENNETT SECURITIES, INC.	280,000
HK SECURITIES, INC.	9,100
I. ACKERMAN & CO., INC.	30,000
I. B. GIMENEZ SECURITIES, INC.	528,097
INVESTORS SECURITIES, INC.	947,000

BPNAME	HOLDINGS
IMPERIAL,DE GUZMAN,ABALOS & CO.,INC.	393,800
INTRA-INVEST SECURITIES, INC.	187,400
ASIAN CAPITAL EQUITIES, INC.	56,100
J.M. BARCELON & CO., INC.	921,500
STRATEGIC EQUITIES CORP.	893,400
LARRGO SECURITIES CO., INC.	122,000
LOPEZ, LOCSIN, LEDESMA & CO., INC.	3,300
LUCKY SECURITIES, INC.	263,500
LUYS SECURITIES COMPANY, INC.	865,500
MANDARIN SECURITIES CORPORATION	1,613,200
COL Financial Group, Inc.	134,063,620
DA MARKET SECURITIES, INC.	222,200
MERCANTILE SECURITIES CORP.	131,800
MERIDIAN SECURITIES, INC.	2,154,700
MDR SECURITIES, INC.	1,761,000
REGIS PARTNERS, INC.	66,300
MOUNT PEAK SECURITIES, INC.	120,000
NEW WORLD SECURITIES CO., INC.	2,244,000
OPTIMUM SECURITIES CORPORATION	1,962,650
RCBC SECURITIES, INC.	3,594,300
PAN ASIA SECURITIES CORP.	135,000
PAPA SECURITIES CORPORATION	1,224,500
MAYBANK ATR KIM ENG SECURITIES, INC.	4,895,400
PLATINUM SECURITIES, INC.	23,000
PNB SECURITIES, INC.	843,260
PREMIUM SECURITIES, INC.	1,923,600
PRYCE SECURITIES, INC.	12,124
SALISBURY BKT SECURITIES CORPORATION	15,300
QUALITY INVESTMENTS & SECURITIES CORPORATION	14,892,300
R & L INVESTMENTS, INC.	42,000
R. COYIUTO SECURITIES, INC.	5,202,100
REGINA CAPITAL DEVELOPMENT CORPORATION	6,710,976
R. NUBLA SECURITIES, INC.	1,022,500
AAA SOUTHEAST EQUITIES, INCORPORATED	2,689,100
R. S. LIM & CO., INC.	1,048,400
RTG & COMPANY, INC.	176,600
S.J. ROXAS & CO., INC.	803,500
SECURITIES SPECIALISTS, INC.	217,200
FIDELITY SECURITIES, INC.	288,500
SUMMIT SECURITIES, INC.	1,117,300
STANDARD SECURITIES CORPORATION	1,311,200
SUPREME STOCKBROKERS, INC	31,350
TANSENGCO & CO., INC.	847,200
THE FIRST RESOURCES MANAGEMENT & SECURITIES CORP.	353,200
TOWER SECURITIES, INC.	3,949,600
TRANS-ASIA SECURITIES, INC.	1,325,500
APEX PHILIPPINES EQUITIES CORPORATION	7,000
TRENDLINE SECURITIES CORPORATION	11,200
TRI-STATE SECURITIES, INC.	150,000
UCPB SECURITIES, INC.	2,331,700
UOB KAY HIAN SECURITIES (PHILS.), INC.	810,000
E.SECURITIES, INC.	3,300
VENTURE SECURITIES, INC.	136,900
FIRST METRO SECURITIES BROKERAGE CORP.	29,121,589
WEALTH SECURITIES, INC.	7,619,590
WESTLINK GLOBAL EQUITIES, INC.	123,407,540
BERNAD SECURITIES, INC.	372,100

BPNAME	HOLDINGS
WONG SECURITIES CORPORATION	444,000
YAO & ZIALCITA, INC.	1,895,500
YU & COMPANY, INC.	3,889,000
BDO SECURITIES CORPORATION	4,245,000
EAGLE EQUITIES, INC.	886,800
GOLDEN TOWER SECURITIES & HOLDINGS, INC.	2,661,576
SOLAR SECURITIES, INC.	4,643,600
G.D. TAN & COMPANY, INC.	15,800,300
PHILIPPINE EQUITY PARTNERS, INC.	3,811,950
UNICAPITAL SECURITIES INC.	1,444,900
SunSecurities, Inc.	400,000
COHERCO SECURITIES, INC.	3,400,000
ARMSTRONG SECURITIES, INC.	5,300
KING'S POWER SECURITIES, INC.	22,000
TIMSON SECURITIES, INC.	5,142,000
VC SECURITIES CORPORATION	3,065,600
CITIBANK N.A.	180,000
STANDARD CHARTERED BANK	835,000
Total	627,513,174

If no written notice of any error or correction is received by PDTC within five (5) calendar days from receipt hereof, you shall be deemed to have accepted the accuracy and completeness of the details indicated in this report.

COVER SHEET

A S 0 9 4 - 8 6 7 8
SEC Registration Number

W A T E R F R O N T P H I L I P P I N E S , I N C .

(Company's Full Name)

N O . 1 W A T E R F R O N T D R I V E
O F F S A L I N A S D R I V E L A H U G
C E B U C I T Y 6 0 0 0

(Business Address : No. Street City / Town / Province)

MS. IRISH CHARA LAWAS

Contact Person

(02) 559-0130

Company Telephone Number

1 2 3 1

Month Day

SEC 17 - Q3

FORM TYPE

1 1 1 6

Month Day
Annual Meeting

Secondary License Type, If Applicable

Dept. Requiring this Doc.

Amended Articles Number/Section

435

Total No. of Stockholders

Total Amount of Borrowings

Domestic

Foreign

To be accomplished by SEC Personnel concerned

File Number

LCU

Document I.D.

Cashier

S T A M P S

Remarks = pls. use black ink for scanning purposes

**SECURITIES AND EXCHANGE COMMISSIONSEC
FORM 17-Q**

**QUARTERLY REPORT PURSUANT TO SECTION 17 OF THE SECURITIES
REGULATION CODE AND SRC RULE 17(2)(b) THEREUNDER**

1. For the quarterly period ended

September 30, 2020

2. SEC Identification Number

AS0948678

3. BIR Tax Identification No.

D80003978254NV

4. Exact name of issuer as specified in its charter

WATERFRONT PHILIPPINES, INC.

5. Province, country or other jurisdiction of incorporation or organization

PHILIPPINES

6. Industry Classification Code (SEC Use Only)

7. Address of principal office

NO. 1 WATERFRONT DRIVE, OFF SALINAS DRIVE, LAHUG, CEBU
CITY Postal Code 6000

8. Issuer's telephone number, including area code

032-2326888

9. Former name or former address, and former fiscal year, if changed since last report

NOT APPLICABLE

10. Securities registered pursuant to Sections 8 and 12 of the SRC or Sections 4 and 8 of the RSA

Title of Each Class	Number of Shares of Common Stock Outstanding and Amount of Debt Outstanding
COMMON SHARES - P1.00 PAR VALUE	2,498,991,753

11. Are any or all of registrant's securities listed on a Stock Exchange?

- Yes
 No

If yes, state the name of such stock exchange and the classes of securities listed therein:

THE PHILIPPINE STOCK EXCHANGE

12. Indicate by check mark whether the registrant:

(a) has filed all reports required to be filed by Section 17 of the SRC and SRC Rule 17 thereunder or Sections 11 of the RSA and RSA Rule 11(a)-1 thereunder, and Sections 26 and 141 of the Corporation Code of the Philippines, during the preceding twelve (12) months (or for such shorter period that the registrant was required to file such reports)

Yes

No

(b) has been subject to such filing requirements for the past ninety (90) days

Yes

No

The Exchange does not warrant and holds no responsibility for the veracity of the facts and representations contained in all corporate disclosures, including financial reports. All data contained herein are prepared and submitted by the disclosing party to the Exchange, and are disseminated solely for purposes of information. Any questions on the data contained herein should be addressed directly to the Corporate Information Officer of the disclosing party.

Waterfront Philippines, Incorporated

**PSE Disclosure Form 17-2 - Quarterly Report References: SRC Rule 17
and
Sections 17.2 and 17.8 of the Revised Disclosure Rules**

For the period ended	September 30, 2020	
Currency (indicate units, if applicable)	PESO	
Balance Sheet		
	Period Ended	Calendar Year Ended (Audited)
	September 30, 2020	Dec 31, 2019
Current Assets	3,917,538,849	4,180,341,221
Total Assets	12,588,428,576	13,051,295,506
Current Liabilities	2,308,653,971	2,882,792,090

Total Liabilities	5,156,220,747	5,694,544,310
Retained Earnings/(Deficit)	612,832,687	515,575,652
Stockholders' Equity	7,432,207,830	7,356,751,196
Stockholders' Equity - Parent	6,700,855,166	6,590,880,878
Book Value per Share	2.68	2.64

Income Statement				
	Current Year (3 Months)	Previous Year (3 Months)	Current Year-To-Date	Previous Year-To-Date
Operating Revenue	121,913,615	349,597,083	668,240,054	1,270,728,390
Other Revenue	46,137,277	221,851,890	202,549,990	248,977,222
Gross Revenue	168,050,891	571,448,972	870,790,044	1,519,705,612
Operating Expense	90,944,683	385,206,258	553,845,821	950,962,681
Other Expense	112,962,926	117,747,165	251,965,122	304,619,659
Gross Expense	203,907,608	502,953,422	805,810,943	1,255,582,339
Net Income/(Loss) Before Tax	(35,856,717)	68,495,549	64,979,102	264,123,272
Income Tax Expense	-	115,877,718	-	144,328,203
Net Income/(Loss) After Tax	(35,856,717)	(47,382,168)	64,979,102	119,795,070
Net Income Attributable to Parent Equity Holder	(8,461,772)	(20,485,350)	97,257,034	167,099,966
Earnings/(Loss) Per Share (Basic)	(0.003)	(0.008)	0.039	0.067
Earnings/(Loss) Per Share (Diluted)	(0.003)	(0.008)	0.039	0.067

	Current Year (Trailing 12 months)	Previous Year (Trailing 12 months)
Earnings/(Loss) Per Share (Basic)	0.608	(0.087)
Earnings/(Loss) Per Share (Diluted)	0.608	(0.087)

Financial Ratios

	Formula	Current Year Sept 30, 2020	Previous Year Sept 30, 2019
Liquidity Analysis Ratios:			
Current Ratio or Working Capital Ratio	Current Assets / Current Liabilities	1.70	1.73
Quick Ratio	(Current Assets - Inventory - Prepayments) / Current Liabilities	1.40	1.66
Solvency Ratio	Total Assets / Total Liabilities	2.44	1.91
Financial Leverage Ratios			
Debt Ratio	Total Debt / Total Assets	0.41	0.52
Debt-to-Equity Ratio	Total Debt / Total Stockholders' Equity	0.69	1.09
Interest Coverage	Earnings Before Interest and Taxes (EBIT) / Interest Charges	0.09	0.87
Asset to Equity Ratio	Total Assets / Total Stockholders' Equity	1.69	2.09
Profitability Ratios			
Gross Profit Margin	Sales - Cost of Goods Sold or Cost of service / Sales	0.36	0.37
Net Profit Margin	Net Profit / Sales	0.07	0.17
Return on Assets	Net Income / Total Assets	0.01	0.02
Return on Equity	Net Income / Total Stockholders' Equity	0.01	0.05
Price / Earnings Ratio	Price Per Share / Earnings Per Common Share	0.039	0.067
Book Value	Total Common Stockholder's Equity-Parent/No. of Common Shares	2.68	2.04

PART I—FINANCIAL INFORMATION

Item 1. Financial Statements.

Please refer to Annex A.

Item 2. Management's Discussion and Analysis of Financial Condition and Results of Operations.

Please refer to Annex B.

PART II—OTHER INFORMATION

NONE

SIGNATURES

Pursuant to the requirements of the Securities Regulation Code, the issuer has duly caused this report to be signed on its behalf by the undersigned thereunto duly authorized.

Registrant: Waterfront Philippines, Inc.
Issuer Atty. Arsenio Alfiler Jr.

Signature and Title


Asst. Corporate Secretary

Date

10/20/2020

Compliance Officer Richard L. Ricardo

Signature and Title


Compliance Officer

Date

10/20/2020

WATERFRONT PHILIPPINES, INCORPORATED AND SUBSIDIARIES
NOTES TO CONSOLIDATED FINANCIAL STATEMENTS

Organization and Status of the Business

Corporate Information

Waterfront Philippines, Incorporated (the Parent Company) was incorporated in the Philippines and registered with the Philippine Securities and Exchange Commission (SEC) on September 23, 1994. The Parent Company is 46%-owned by The Wellex Group, Inc. (TWGI), an entity registered and domiciled in the Philippines, which is listed in the Philippine Stock Exchange (PSE). The Parent Company holds equity interests in hotels and resorts, a fitness gym, entities engaged in the international marketing and promotion of casinos, manufacturing of pastries, and hotel management and operations.

The Parent Company and the following subsidiaries (collectively referred to as the Group) were incorporated in the Philippines, except for Waterfront Promotion Ltd. (WPL) and Club Waterfront International Limited (CWIL), which were registered in the Cayman Islands.

	<u>Percentage of Ownership</u>	
	Direct	Indirect
Hotels and Resorts		
Waterfront Cebu City Casino Hotel, Incorporated (WCCCHI)	100	-
Waterfront Mactan Casino Hotel, Incorporated (WMCHI)	100	-
Davao Insular Hotel Company, Inc. (DIHCI)	98	-
Acesite (Phils.) Hotel Corporation (APHC)	56	-
Grand Ilocandia Resort and Development, Inc. (GIRDI)	54	-
Real Estate		
CIMA Realty Phil., Inc. (CIMAR)	-	56*
Fitness Gym		
Waterfront Wellness Group, Inc. (WWGI)	100	-
International Marketing and Promotion of Casinos		
WPL	100	-
Mayo Bonanza, Inc. (MBI)	100	-
CWIL (through direct ownership in WPL)	-	100
Waterfront Entertainment Corporation (WEC)	100	-
Pastries Manufacturing		
Waterfront Food Concepts Inc. (WFC)	100	-
Hotel Management and Operation		
Waterfront Hotel Management Corp. (WHMC)	100	-

Hotels

Waterfront Cebu City Casino Hotel, Inc.

WCCCHI was incorporated on September 23, 1994 to manage and undertake operations of Waterfront Cebu City Hotel and Casino (WCCHC). WCCCHI achieved a milestone during the year by opening the doors of WCCHC on January 5, 1998, with 158 guest-rooms which has already grown to 561 by the last quarter of 1999, six-storey convention center known as the Waterfront Convention Center, previously known as Cebu International Convention Center and six-storey Entertainment Block. Located in this Entertainment Block is a 1,000-square meter 5-star restaurant, which completes the Company's restaurants row. On February 5, 1998, PAGCOR commenced operations at the new purposely-built casino at the Entertainment Block.

- Waterfront Convention Center-(WCC)

Waterfront Convention Center previously known as Cebu International Convention Center is a six-storey building, especially-designed to adapt to any event size and purpose, with a total gross area of 40,587 square meters, and has been in operation since January 5, 1998. Major amenities of the center include ten (11) function rooms and two (2) Grand Ballrooms with a seating capacity of 4,000. WCC is the only convention and exhibition center of international standard in Cebu City.

- Entertainment Block

The Entertainment block is a six-storey building with a total gross area of 34,938 square meters. It is comprised of eleven (9) Food and Beverage entertainment outlets, an 11,000 square meters of public and international gaming area that includes the "Casino Filipino", and 62 hotel rooms and suites

- Hotel Tower Block

The Hotel Tower block is a 22-storey building with a total gross area of 44,334 square meters. It consists of a podium, containing the lobby, a food and beverage outlet, a reception, a shopping arcade, three (3) press function rooms, and a high rise block of 498 hotel rooms and suites.

The Hotel, with its fairytale-inspired façade, is conveniently located in the center of Cebu City and is within easy reach from key business, commercial and shopping districts and is just 30 minutes away from the Mactan International Airport.

Waterfront Cebu City Hotel & Casino has elegantly designed and well-appointed guest rooms and suites. The 18th Floor is the Waterfront Ambassador Club with a two floor Club Lounge exclusive for Ambassador Floor guests. Waterfront Ambassador Club guests enjoy butler service, complimentary business services and a business boardroom fit for a group of up to 8 people, equipped with a built-in LCD projector, a roll-up screen, PA and recording system, a local area network (LAN) and a poly communication system. The 2nd floor lounge is outfitted with 3 computer stations, where guests can avail of complimentary WIFI access, flat-screen television entertainment, an array of lifestyle and business magazines as well as newspapers and board games. The hotel offers a 10,000-square meter convention center, which is the largest convention center in the Visayas and Mindanao, and is designed to adapt to multiple types of events. The convention center is equipped with 10 function rooms, 2 executive board rooms, and 2 Grand Ballrooms, each seating 4,000 people. It has played host to a myriad of national as well as regional events, conventions and conferences.

Waterfront Cebu City Hotel and Casino operates 9 F&B outlets, including a hotel coffees shop, a Japanese restaurant, an Italian restaurant and a poolside snack bar. The hotel has a fully functional business center paired with flat-screen computers, internet access and private boardrooms. The newly renovated lobby was inspired based on two main objectives; first, to transform the

existing single dimension grand lobby into a multi-dimensional lifestyle-concept space that will enhance the guests' experience when dining and lounging in the lobby; and second, to improve traffic patterns, through the construction of larger check-in areas and through maximizing the Lobby's three entrances. Waterfront Cebu City Hotel and Casino's massive, high-ceilinged lobby has always been its principal attraction in fact it is touted as the largest hotel lobby in Visayas-Mindanao area. Spanning 22 meters wide, 96 meters in long and 35 meters high and crisscrossed by hundreds of people each day, the hotel's grand lobby sets the whizzing pulse for the hotel and dictates its overall ambiance. Apart from improvements to the general structure of the lobby, the Lobby Lounge itself will offer an all-new dining and lounging experience, with newly-installed glass panels, semi-closing each side of the lounge. Fully-equipped bar areas have also been installed in the middle of each of the lounge's two sections, ensuring diners of more efficient and prompt service. To enhance the overall guest experience, the hotel has put together additional features such as nightly entertainment from the city's top performers, and soulful afternoon music by soloists. Among the hotel's newest pride comes in the form of delectable treats, introducing Lobby Lounge's new service concepts.

Afternoon Tea

Guests can now relive the splendor and grace of the old English days with the Lobby Lounge's Afternoon Tea offering. It is a tea and dessert concept created to give guests a whole new tea experience by giving emphasis on unique ways to enjoy a cup of tea. Guests can expect an array of snack choices to complement their tea selection. The Afternoon Tea comes with a choice of Traditional Afternoon Tea with a Local Twist or Chocolate Temptations. For each selection, guests may opt for tea, coffee or hot chocolate. Each selection also comes with a variety of snack options to go along with their choice of beverage.

Wine Dispenser

Guests can now take a sip of Lobby Lounge's extensive selection of wine. The wine dispenser is an innovative addition to the wining and dining experience at the hotel. It serves the purpose of allowing guests to select among an array of bottles, through tasting by the glass. This concept intends to give guests an opportunity to sample different wines in small amounts before deciding to order a full glass or bottle. Guests may test wines from the dispenser in three different amounts. This way, guests can choose the perfect wine fit for their palate. To enjoy the wine dispenser service, guests must avail of the Wine Card which comes in prepaid or postpaid.

To complement the Hotel's main lobby, a group check-in counter is constructed, dedicated solely to corporate and travel groups; a larger Duty Free shopping is also provided; and an additional Casino Filipino gaming space of 2,350 square meters is launched together with it. This will not only enhance the current lobby, but will also increase operational efficiency and add more exciting features for the hotel's customers.

Waterfront Mactan Casino Hotel, Inc.

Waterfront Mactan was incorporated on September 23, 1994 to manage and undertake operations of Waterfront Mactan Island Hotel and Casino (WMIHC). WMCHI has completed Phase I of Waterfront Mactan Island Hotel and Casino (WMIHC). It is located right across Mactan-Cebu International Airport, on a land area of approximately 3.2 hectares. The hotel features 164 rooms and suites, 6 food-and-beverage and entertainment outlets, with a total built-up area of 38,000 square meters. Equipped with one of the largest casinos in the Philippines, WMIHC has made Cebu the only city in Southeast Asia that offers casino facilities to transients while waiting for their flights. For future development is Phase II, consisting of 200-guest rooms, which will be built depending on the demands of the market. It has recently improved its rooms by installing fax machines and Internet connections to cater to the needs of its guests. Additionally, the company has acquired the newest hospitality software in the

industry, the OPERA Property Management System, which is designed to help run the hotel operations at a greater level of productivity and profitability. This was installed last January 14, 2003.

The hotel is conveniently located in front of the Mactan International and Domestic Airport, just a three-minute drive to the Industrial Zone, a fifteen-minute drive to the beaches of Mactan Island and just thirty minutes away from Cebu City's shopping and financial district.

This year 2016, the property extended the Annex parking to provide more slots for the guests and this year also marks the 20th anniversary of Waterfront Mactan Casino Hotel, Inc.

Davao Insular Hotel Company, Inc. or Waterfront Insular Hotel Davao, Inc.

Davao Insular Hotel Company Inc. was incorporated in the Philippines on July 3, 1959 to engage in the operation of hotel and related hotel businesses. The hotel is a 98% owned subsidiary of Waterfront Philippines, Incorporated and is operating under its trading name Waterfront Insular Hotel Davao. Waterfront Insular Hotel, the prestigious business hotel in a sprawling garden resort setting, is only five to ten minutes to the downtown area. Nestled along the picturesque Davao Gulf, its open air corridors provide a refreshing view of the hotel's beautifully landscaped tropical garden and the sea.

With a greater area than any other hotel facility in the city, it is unmatched in servicing large business meetings, conventions, and exhibit groups. The hotel consists of four low-rise buildings of 159 guest rooms and suites, 5 function rooms and 6 F&B outlets. Every room opens to a lanai overlooking a lush garden the blue waters of the Davao Gulf or a scenic coconut grove. Features included in the newly re-opened hotel are the 5 Gazebos located along the beach area. The hotel is every guest's gateway to the diverse, colorful and rich cultural heritage of Davao City.

Discover the rich cultural heritage of Davao which stems from the different groups and tribes that populated the area throughout its history and be astonished of artworks in the hotel lobby where it showcases pieces of artifacts featuring the various object d'art from the different tribes and historical.

On 2015, the property re-opens its gym with 48 square meters to continuously serve its guests and to ensure guests satisfaction.

Acesite (Phils.) Hotel Corporation

The principal property of the Company is a 22-storey building known as the Manila Pavilion Hotel located at the corner of United Nations Avenue and Maria Y. Orosa Street in Ermita, Manila. The Hotel has 337 guestrooms and suites that have individually controlled central air conditioning, private bathroom with bathtub and shower, multi-channel radio, color TV with cable channels and telecommunications facilities. It has 3 function rooms and one of this is Alcuaz which can accommodate 250-300 guests. The hotel has approximately 2,200 sq. meters of meeting/banquet/conference facilities, and also houses several restaurants, such as Seasons Café (coffee shop), the El Rey (bar & lounge) and the Patisserie (bakeshop and deli items). Other guest services and facilities include a chapel, swimming pool, gym, business center and a valet-service basement car park. Concessionaires and tenants include beauty salon, foot spa, photography services, transportation services, travel agency, flower shop and boutiques. In addition, Casino Filipino - Pavilion, owned and operated by PAGCOR, occupies part of the first, second, third, fourth and fifth floors (a total of 12,696.17 sq. m.) of the building.

The Company acquired 100% interest of CIMAR, a former subsidiary of Acesite Limited (BVI) or ALB, in October 2011. In July 2011, The Company and CIMAR executed a Memorandum of Agreement (MOA), which effectively settle all pending cases and controversies between the two parties. In fulfillment of all the terms and conditions of the MOA, CIMAR's stockholders including all

their nominees, agreed to sign, sell, transfer and convey all existing shares of stocks of CIMAR to the Company.

Year 2015, Alcuaz function that can accommodate 250-300 guests was renovated and 111 rooms under superior room category were opened.

Waterfront Hotel Management Corporation (previously Waterfront Management Corp.)

G-Hotel by Waterfront located in 2090 Roxas Boulevard, Malate Manila on November of 2006 is being managed by Waterfront Management Corporation. It is a seven-story building with 10 deluxe suites, 20 deluxe king and 20 deluxe twin rooms which offers a personalized butler service. A boutique hotel boasting with its trendy Café Noir, pool bar Mirage and an elegant ballroom, Promenade, added to the list of must-go places in the busy district of Manila. The black and white concept of its lobby is distinctly G-Hotel.

On October 01, 2014, the BOD approved the cessation of the Company's business operations. Consequently, the Company's activities were confined mainly to the collection of receivables, settlement of liabilities, and other administrative matters, while maintaining its status as non-operating entity seeking for other business opportunities.

Mayo Bonanza, Inc.

Mayo Bonanza, Incorporated (MBI), a 100% owned subsidiary of WPI was incorporated on November 24, 1995 in the Philippines with principal activities in the operation and management of amusement, entertainment, and recreation businesses. MBI is to extend the gaming business of the Company. Its primary purpose is to establish, operate, and manage the business of amusement entertainment, and recreation facilities for the use of the paying public. The Company entered into an agreement with the Philippine Amusement and Gaming Corporation (PAGCOR) whereby the latter shall operate the former's slot machine outside of casinos in line with PAGCOR's slot machine arcade project.

On May 30, 2016. BOD approved the cessation of the Company's business operations effective July 01, 2016.

Waterfront Horizon Corporation (previously Waterfront Entertainment Corporation)

WPI has successfully established the country's first ever integrated hotel reservations and booking system featuring a full-service, round-the-clock, 7 days a week Central Reservation Office. This service ranges from systems and solutions specializing in the operations hotel framework. It offers specialize hotel consultancy services to hotel owners, operators, brands, developers, lenders and investors with the support of hand-picked networks of experts covering all elements of the hotel or hospitality business within a global perspective.

Waterfront Food Concepts, Inc.

Waterfront Food Concepts, Inc. is a pastry business, catering to pastry requirements of Waterfront Cebu, Waterfront Mactan and other established coffee shops and food service channels outside the hotels. The property is located in the lobby level of Waterfront Cebu City Casino Hotel. It has started its operation on May of 2006. Its pastry products include cakes, cookies and sandwiches. The subsidiary has already catered most of the renowned coffee shops in the city of Cebu.

Waterfront Wellness Group, Inc.

This subsidiary is located in the Ground Level of Waterfront Cebu City Casino Hotel occupying 617.53 square meters. Previously WCitigyms and Wellness, Inc. is a fully equipped gym with specialized trainers and state of the art equipments. The gym offers variety of services from aerobic instructions to belly dancing, boxing, yoga classes and a lot more. It also has its own nutritionist/dietician. Its highly trained therapists perform massage and spa services to guests within the hotel.

Citigym entices the public by opening -The Citigym Hit Zone. This is Citigym's "Do It Right" and smart solution to Cebu's growing interest in high intensity workout routines.

Grand Ilocandia Resort and Development, Inc.

As of March 31, 2000, the Company carried its investments in GIRDI at cost since it intended to dispose such investment in the near future. In November 2000, GIRDI sold all of its property and equipment, inclusive of the hotel facilities and related operating assets and the investment in marketable securities.

Waterfront Promotions Limited/Club Waterfront International Limited

Waterfront Promotion Ltd. was incorporated on March 6, 1995, under and by virtue of the laws of Cayman Islands to act as the marketing arm for the international marketing and promotion of hotels and casinos under the trade name of Club Waterfront International Limited (CWIL). It is a wholly owned subsidiary of Waterfront Philippines, Inc., a domestic company. Under the agreement with PAGCOR, WPL has been granted the privilege to bring in foreign players under the program in Waterfront Cebu City Hotel and Grand Ilocandia Resort Development Corp. On the other hand, CWIL is allowed to bring in foreign players in Waterfront Mactan Hotel. In connection to this, the company markets and organizes groups of foreign players as participants to the Philippine Amusement and Gaming Corporation's (PAGCOR) Foreign Highroller Marketing Program. The company also entered into agreements with various junket operators to market the casinos for foreign customers. Under these agreements, the company grants incentive programs to junket operators such as free hotel expenses, free airfares and rolling commissions.

The company participated in a joint venture with Jin Lin Management Corporation, its sole marketing agent and co-venturer on September 24, 2001. This joint venture was terminated on April 15, 2002.

The operations for Waterfront Promotions Limited and likewise for Club Waterfront International Limited had ceased for the year 2003 in March due to the bleak market.

Basis of Consolidation

The consolidated financial statements include the accounts of the Parent Company, as well as those of its subsidiaries enumerated in Note 1 to the consolidated financial statements.

Subsidiaries

Subsidiaries are entities controlled by the Group. The Group controls an entity if and only if, the Group is exposed to, or has rights to, variable returns from its involvement with the entity and has the ability to affect those returns through its power over the entity. The Group reassesses whether or not it controls an investee if facts and circumstances indicate that there are changes to one or more of the three elements of control.

The financial statements of the subsidiaries are prepared for the same reporting period as the Parent Company and are included in the consolidated financial statements from the date when control commences until the date when control ceases.

The accounting policies of subsidiaries are being aligned with the policies adopted by the Group.

Losses applicable to the NCI in a subsidiary are allocated to the NCI even if doing so causes the NCI to have a deficit balance.

Segment Reporting

An operating segment is a component of the Group that engages in business activities from which it may earn revenues and incur expenses, including revenues and expenses that relate to transactions with any of the Group's other components. All operating results are reviewed regularly by the Group's BOD, the chief operating decision maker of the Group, to make decisions about resources to be allocated to the segment and to assess its performance, and for which discrete financial information is available.

Segment results that are reported to the Group's BOD include items directly attributable to a segment as well as those that can be allocated on a reasonable basis. Unallocated items comprise mainly corporate assets, head office expenses and income tax assets and liabilities.

Segment capital expenditure is the total cost incurred during the year to acquire property and equipment.

The Group's businesses are operated and organized according to the nature of business provided, with each segment representing a strategic business unit, namely, the Hotel operations, Marketing operations and Corporate and Other Operations segments.

The Group's only reportable geographical segment is the Philippines.

Revenue Recognition

Revenue is recognized to the extent that it is probable that the economic benefits will flow to the Group and the revenue can be reliably measured. Income is measured at the fair value of the consideration received, net of trade discounts, rebates, and other sales taxes or duties. The following specific criteria must also be met before revenue is recognized:

Rooms

Room revenue is recognized based on actual occupancy.

Food and Beverage

Food and beverage revenue is recognized when orders are served and billed.

Rent and Related income

Rent and related income on leased areas of the Group's properties is accounted for on a straight-line basis over the term of the lease, except for cancellable leases which are recognized at amount collected or collectible based on the contract provision.

Other Revenues

Other revenues are recognized upon execution of service or when earned.

Interest Income

Interest income is recognized as it accrues using the effective interest method.

1. Cash and Cash Equivalents

Cash in banks earn interest at the respective bank deposit rates. Short-term placements earn interest at annual average of 0.13% to 2.88% in 2020 and 2019 and have average maturities ranging from 30 to 35 days for both years.

2. Receivables

This account consists:

	September 2020	September 2019
Trade	502,340,874	326,053,855
Others	865,969,929	874,424,383
	1,368,310,804	1,200,478,238
Less allowance for doubtful accounts	(10,972,220)	(10,125,644)
Total	1,357,338,584	1,190,352,593

3. Inventories

This account consists of:

	September 2020	September 2019
Food and Beverage	10,629,348	13,726,938
Operating Supplies	12,264,152	8,309,273
Others	2,658,847	3,673,983
Total	25,552,348	25,710,194

4. Related Party Transactions

This represents interest bearing advances from TWGI and PRC. Non-interest bearing advances from PHES, AFS investment and notes receivable wherein the Group extended loans to ALEC (Acesite Leisure and Entertainment Corporation) at 4% per annum.

5. Accounts Payable and Accrued Expenses

This account consists of:

	September 2020	September 2019
Trade	709,355,903.23	817,998,822
Accrued Expenses	167,938,165.50	1,201,328,698
Others	792,069,468.27	146,061,182
Total	1,669,363,537	2,165,388,701

6. Loans Payable

This account consists of:

SSS Loan

SSS vs WPI. Et al civil case no. Q-04-52629 at regional trial court, Quezon City. On October 28, 1999, the Parent Company obtained a five-year term loan from SSS amounting to P375.00 million originally due on October 29, 2004. The SSS loan bears interest at the prevailing market rate plus 3% or 14.5% per annum, whichever is higher. Interest is repriced annually and is payable semi-annually. Initial

interest payments are due 180 days from the date of the release of the proceeds of the loan. The repayment of the principal shall be based on eight (8) semi-annual payments, after a one-year grace period.

The SSS loan was availed to finance the completion of the facilities of WCCCHI. It was secured by a first mortgage over parcels of land owned by WII and by the assignment of 200 million common shares of the Parent Company owned by TWGI. The common shares assigned were placed in escrow in the possession of an independent custodian mutually agreed upon by both parties.

On August 7, 2003, when the total loan obligation to SSS, including penalties and interest, amounted to P605.00 million, the Parent Company was considered in default with the payments of the loan obligations, thus, on the same date, SSS executed a foreclosure proceeding on the mortgaged parcels of land. The SSS's winning bid on the foreclosure sale amounting to P198.00 million was applied to penalties and interest amounting to P74.00 million and P124.00 million, respectively. In addition, the Parent Company accrued penalties charged by SSS amounting to P30.50 million covering the month of August until December 2003, and unpaid interest expense of P32.00 million.

The Parent Company, WII and TWGI were given the right to redeem the foreclosed property within one (1) year from October 17, 2003, the date of registration of the certificate of sale. The Parent Company recognized the proceeds of the foreclosure sale as its liability to WII and TWGI. The Parent Company, however, agreed with TWGI to offset this directly against its receivable from the latter. In August 2004, the redemption period for the Parent Company, WII and TWGI expired.

The remaining balance of the SSS loan is secured by the shares of stock of the Parent Company owned by TWGI and shares of stock of WII numbering 235 million and 80 million shares, respectively.

The Parent Company, at various instances, initiated negotiations with the SSS for restructuring of the loan but was not able to conclude a formal restructuring agreement.

On January 13, 2015, the RTC of Quezon City issued a decision declaring null and void the contract of loan and the related mortgages entered into by the Parent Company with SSS on the ground that the officers and the SSS are not authorized to enter the subject loan agreement. In the decision, the RTC of Quezon City directed the Company to return to SSS the principal amount of loan amounting to P375.00 million and directed the SSS to return to the Company and to its related parties titles and documents held by SSS as collaterals.

On January 22, 2016, SSS appealed with the CA assailing the RTC of Quezon City decision in favor of the Parent Company, et al. SSS filed its Appellant's Brief and the Parent Company filed a Motion for Extension of Time to file Appellee's Brief until May 16, 2016.

On May 16, 2016, the Parent Company filed its Appellee's Brief with the CA, furnishing the RTC of Quezon City and the Office of the Solicitor General with copies. SSS was given a period to reply but it did not file any.

On September 6, 2016, a resolution for possible settlement was received by the Parent Company from the CA. However, on February 7, 2017 a Notice to Appear dated December 7, 2016 was received by the Parent Company from the Philippine Mediation Center Unit - Court of Appeals (PMCU-CA) directing the Parent Company and SSS to appear in person and without counsel at the PMCU-CA on January 23, 2017 to choose their mediator and the date of initial mediation conference and to consider the possibility of settlement. Since the Notice to Appear was belatedly received, the parties were not able to appear before the PMCU-CA.

On February 27, 2017, a Second Notice to Appear issued by the PMCU-CA directing all parties to appear on February 27, 2017 at a specified time was received by the Parent Company only on February 27, 2017 after the specified time of the meeting. The Parent Company failed to appear.

On June 30, 2017, a resolution issued by the CA, resolved to submit the appeal for decision.

As at the report date, there had been no updates on the matter.

7. The earnings (loss) per share is computed as follows:

	September 2020	September 2019
Net Income (Loss)	97,257,034	119,795,070
Weighted Average Number of Shares Outstanding	2,498,991,753	2,498,991,753
Earnings (Loss) per share	0.039	0.067

There are no dilutive potential shares as of September 30, 2020 and 2019.

8. Lease Agreement with Philippine Amusement and Gaming Corporation ("PAGCOR')

The Parent Company, in behalf of WCCCHI and WMCHI, entered into lease agreements with PAGCOR. The lease agreement of WCCCHI with PAGCOR covered the Main Area (8,123.60 sq.m.), Slot Machine Expansion Area (883.38 sq.m.), Mezzanine (2,335 sq.m.) and 5th Floor Junket Area (2,336 sq.m.) for a total area of 13,677.98 sq.m. which commenced on March 3, 2011 and March 16, 2011, for the Main Area and Slot Machine Expansion Area, respectively. The lease agreement of WMCHI with PAGCOR covered the Main Area (4,076.24 sq.m.) and Chip Washing Area (1,076 sq.m.) for a total area of 5,152.24 sq.m. which was last renewed on March 21, 2011. Both leases expired on August 2, 2016. Thereafter, PAGCOR paid the WCCCHI and WMCHI rental on a month-to-month basis. The lease was renewed on February 15, 2018, for a period of 1 year.

APHC also has a lease agreement with PAGCOR covering the Main Area (7,093.05 sq.m.), Expansion Area A (2,130.36 sq.m.), Expansion Area B (3,069.92 sq.m.) and Air Handling Unit Area (402.84 sq.m.) for a total lease area of 12,696.17 sq.m. The lease agreement was last renewed on December 1, 2010 and expired on December 31, 2017. As at December 31, 2017, PAGCOR continued to operate a portion of the lease area on a month-to-month basis while completing its pullout from APHC.

9. Other Lease Agreements

Group as Lessor

Lease Agreements with Concessionaires

WCCCHI, WMCHI and DIHCI have lease agreements with concessionaires for the commercial spaces available in their respective hotels. These agreements typically run for a period of less than one year, renewable upon the mutual agreement of the parties.

Group as Lessee

Land under Operating Lease

On September 15, 1994, Waterfront Hotel and Resort Sdn. Bhd. (WHR), a former related party, executed a lease contract (the Agreement) with Mactan Cebu International Airport Authority (MCIAA) for the lease of certain parcels of land where the hotels were constructed. On October 14, 1994, WHR assigned its rights and obligations under the MCIAA contracts to WCCCHI and WMCHI.

10. Commitments and Contingencies

The following are the significant commitments and contingencies involving the Group:

a. On November 10, 2008, the Parent Company received a preliminary assessment notice from the BIR for deficiency taxes for the taxable year 2006. On February 9, 2009, the Parent Company sent a protest letter to BIR contesting the said assessment. On February 18, 2009, the Regional Office of the BIR sent a letter to the Parent Company informing the latter that the docket was returned to Revenue District Office for reinvestigation and further verification.

On December 8, 2009, the Parent Company received BIR's Final Decision on Disputed Assessment for deficiency taxes for the 2006 taxable year. The final decision of the BIR seeks to collect deficiency assessments totaling to P3.30 million. However, on January 15, 2010, the Parent Company appealed the final decision of the BIR with the Court of Tax Appeals (CTA) on the grounds of lack of legal and factual bases in the issuance of the assessments.

In its decision promulgated on November 13, 2012, the CTA upheld the expanded withholding tax (EWT) assessment and cancelled the VAT and compromise penalty assessments. The Parent Company decided not to contest the EWT assessment. The BIR filed its motion for reconsideration (MR) on December 4, 2012 and on April 24, 2013, the Court issued its amended decision reinstating the VAT assessment. The Parent Company filed its MR on the amended decision that was denied by the CTA in its resolution promulgated on September 13, 2013.

The Parent Company appealed the case to the CTA sitting En Banc on October 21, 2013. The CTA En Banc decision promulgated on December 4, 2014 affirmed the VAT and EWT assessments. The EWT assessment was paid on March 3, 2013.

The CTA En Banc decision was appealed to the SC on February 5, 2015 covering the VAT assessment only.

As at December 31, 2017, the Parent Company is still awaiting the SC's decision.

On May 02, 2018, the legal counsel served copies of the reply in the case pending before the Court of Tax Appeals.

Management and its legal counsels believe that the position of the Parent Company is sustainable, and accordingly, believe that the Parent Company does not have a present obligation (legal or constructive) with respect to the assessment.

**MANAGEMENT DISCUSSION AND ANALYSIS
OF FINANCIAL CONDITIONS AND RESULTS OF OPERATIONS**

Below are the results of operations of the Parent Company and its subsidiaries, for the period ending September 30, 2020 and 2019 together with its financial conditions as of the same period.

RESULTS OF OPERATIONS

	September 2020	September 2019
Revenues	870,790,044	1,519,705,612
Less: Costs and Expenses	553,845,821	950,962,681
Net Income (Loss) Before Fixed Financial and Other Charges	316,944,223	568,742,931
Less: Fixed Financial and Other Charges (Dep'n and Amort'n, and Interest)	251,965,122	304,619,659
Income (Loss) before Income Tax	64,979,102	264,123,272
Income Tax Expense (Benefit)		144,328,203
Income (Loss) before Share in Minority Interest	64,979,102	167,099,966
Share of Minority Interest	(32,277,934)	(47,304,897)
Net Income (Loss)	32,701,168	119,795,070
Earnings (loss) Per share	0.039	0.067

FINANCIAL CONDITION

	September 2020	September 2019
Assets		
Current assets	3,917,538,849	5,090,264,114
Non-current Assets	8,670,889,729	7,045,647,334
Total Assets	12,588,428,576	12,135,911,448
Liabilities and Stockholders' Equity		
Current Liabilities	2,308,653,971	2,950,668,637
Non-current Liabilities	2,847,566,776	3,389,727,868
Total Stockholders' Equity	5,156,220,746	5,109,240,720
Minority Interest	731,352,664	686,274,223
Total Liabilities and Stockholders' Equity	12,588,428,576	12,135,911,448

RESULTS OF OPERATIONS

Period ended September 30, 2020 compared to Period Ended September 30, 2019

Income Statement

Hotels and other subsidiaries gross revenues for the 3rd quarter of 2020 and 2019 are Php 870.790 million and Php 1.519 billion respectively, decrease of 42.70% from last year. Consolidated costs and expenses for all properties decreased by 41.76% as compared from last year.

Seasonality or Cyclicity of Interim Operations

1ST QUARTER

The occupancy for the two (2) hotels, WCCCHI and WMCHI, are high during the months of January and February because of the celebration of the Feast of Sto. Niño better, renowned as the “Sinulog” as well as the celebration of the Chinese New Year. Many visitors come to Cebu during this time just to witness and participate in the festivities. Sinulog is one of the city’s main pull for tourists as well as other locals. The celebration of the Chinese New Year also added to the Company’s revenues. As we all know, the country is full of Chinese nationalities and businessmen and celebrating their New Year would really be an advantage to the hotels in terms of revenues.

2nd QUARTER

The beginning of this quarter saw quite a downturn as the COVID-19 pandemic struck, severely affecting the occupancy and volume of revenue for all three properties. With most of the country at a standstill, the properties still managed to gain revenue from BPO Companies who were the primary clientele being housed by the three properties.

3rd QUARTER

As countries continue to grapple with controlling the spread of COVID-19, the meetings and events industry has begun the long and challenging road to recovery. The Waterfront Hotel properties joined the Grand Sale which helps the establishments in the hotel and leisure industry to gain clientele. For Food and Beverage, the Group has adapted to the trend of food delivery by reimagining the outlet menus in such a way that clients get to taste our sumptuous dishes right at the comfort and safety of their homes.

We may see tough times ahead of us but the Waterfront Group is equipped with the strength of its manpower coupled with strategies that demonstrate resilience and adaptive innovation to ensure that the Group will bounce back.

TOP FIVE (5) PERFORMANCE INDICATORS

	September 2020	September 2019
Occupancy Percentage	54.83%	86%
Average Room Rates	2,751.68	2,806
Food Covers	283,809	870,552
Average Food Checks	455.73	411
Average Food Costs	36.82%	37%

Occupancy Percentage

The occupancy percentage is down by 31.17% as compared to 3rd quarter of last year. Occupancy percentage is computed by dividing the total number of rooms sold over the total number of rooms available for sale.

Average Room Rate

Average room rate is 1.936% lower as compared from last year. Average room rate is computed by dividing the net rooms revenue over the total number of rooms sold.

Food Covers

Food covers this quarter decreased by 67.40% compared to the 3rd quarter of last year. Food covers pertains to the number of guests that availed of the restaurants services.

Average Food Check

The average food check or average consumption per guest this quarter increased by 10.88% compared to the 3rd quarter of last year. Average Food Check is derived by dividing the total food and beverage revenue by total food covers.

Average Food Cost

The average food costs lowered down by a percentage points. Average Food Cost is computed by dividing the total food and beverage revenue by total food cost.

Revenues and Earnings per Share

Revenues decreased by 43%, Php 870 million for the 3rd quarter of 2020 and Php 1.52 billion of the same quarter last year and operating expenses decreased by 42%.

GOP at 316.94 million in 2020 and Php 568.4 million in 2019. decreased by 44.27% compared to 2019.

Earnings per share this quarter is at Php 0.039 while same quarter last year was at Php 0.067

Fixed Financial and Other Charges

Total fixed financial and other charges, Php 251.96 million, reflecting a decrease of 17.29% from the previous year's PHP 304.62 million.

This account includes the depreciation and interest expense from SSS Loan.

FINANCIAL CONDITION

Cash and Cash Equivalents

Cash and cash equivalents as of the 3rd quarter of this year is at Php 562.32 million lower by Php 169.42 million from last year or 23%.

Receivables

Receivables for the period increased from Php 1.190 billion 3rd quarter last year to Php 1.357 billion 3rd quarter this year.

Notes Receivable

The Group extended loans to Acesite Leisure and Entertainment Corporation (ALEC) and bear interest at 4% per annum. The loan is guaranteed by another entity in behalf of ALEC.

Insurance Receivable

On March 18, 2018, a fire broke out at the hotel of Acesite (Phils.) Hotel Inc. damaging several floors, casinos and restaurants. Operations have been suspended since then. The Hotel has insurance coverage to answer for the damages sustained. It is expected that operations will continue after damages are repaired.

Inventories

Inventory this year showed a decrease of .614%.

Due from related parties-current portion

This account decreased by 57.22% from last year's 3rd quarter. This represents interest bearing advances from TWGI and PRC. Non-interest bearing advances from PHES and AFS investment. Notes receivable wherein the Group extended loans to ALEC (Acesite Leisure and Entertainment Corporation) at 4% per annum.

Due from related parties-noncurrent portion

Crisanta Realty at a rate of two percent (2%) per annum is classified as non-current due in 5 years.

Property, Plant and Equipment

The account increased by 32.58% or Php 1.630 billion from last year.

Accounts Payable and Accrued Expenses

This account decreased by 496.02 million from last year.

Loans Payable

The account increased to Php 1 million. This refers to loan with Social Security System.

Key Variable and Other Qualitative and Quantitative Factors:

- a. Any known Trends, Events or Uncertainties-(material impact on liquidity)-NONE
- b. There are no events that will trigger direct or contingent financial obligation that is material to the company, including any default or acceleration of an obligation.
- c. There are no material off-balance sheet transactions, arrangements, obligations (including, contingent obligations), and other relationships of the company with unconsolidated entities or other persons created during the reporting period.
- d. There are no material commitments for capital expenditures, general purpose of such commitments, expected sources of funds for such expenditures.
- e. From continuing operations, the Company is not exposed to any significant elements of income or loss except for those already affecting profit or loss.
- f. There are no significant elements of income or loss that did not arise from the issuer's continuing operations other than those already affecting profit or loss.

Risk Management Structure

The BOD is mainly responsible for the overall risk management approach and for the approval of risk strategies and principles of the Group. It also has the overall responsibility for the development of risk strategies, principles, frameworks, policies and limits. It establishes a forum of discussion of the Group's approach to risk issues in order to make relevant decisions.

Risk Management Committee

Risk management committee is responsible for the comprehensive monitoring, evaluation and analysis of the Group's risks in line with the policies and limits set by the BOD.

Financial Risk Management Objectives and Policies

The Group's principal financial instruments comprise of cash and cash equivalents, receivables, due from related parties, AFS investment, accounts payable and accrued expenses (except for local taxes and output VAT, withholding taxes and deferred income), other current liabilities, loans payable, and other noncurrent liabilities. These financial instruments arise directly from operations.

The main risks arising from the financial instruments of the Group are credit risk, liquidity risk and market risk. There has been no change to the Group's exposure to risks or the manner in which it manages and measures the risks in prior financial year. The Group's management reviews and approves policies for managing each of these risks.

Credit Risk

Credit risk is the risk of financial loss to the Group if a customer or counterparty to a financial instrument fails to meet its contractual obligations, and arises principally from the Group's cash in banks, receivables and advances to related parties. The Group has established a credit policy under which each new customer is analyzed individually for creditworthiness before the Group's standard payment and delivery terms and conditions are offered. The Group's review includes external ratings, if they are available, financial statements, credit agency information, industry information, and in some cases bank references.

The Group limits its exposure to credit risk by establishing credit limits and maximum payment period for each customer, reviewing outstanding balances to minimize transactions with customers in industries experiencing particular economic volatility.

With respect to credit risk from other financial assets of the Group, which mainly comprise of due from related parties, the exposure of the Group to credit risk arises from the default of the counterparty, with a maximum exposure equal to the carrying amount of these instruments.

There is no other significant concentration of credit risk in the Group.

Liquidity Risk

Liquidity risk is the risk that the Group will not be able to meet its financial obligations as they fall due.

The Group monitors and maintains a level of cash deemed adequate by the management to finance the Group's operation and mitigate the effects of fluctuations in cash flows. Additional short-term funding is obtained through related party advances and from bank loans, when necessary.

Ultimate responsibility for liquidity risk management rests with the BOD, which has established an appropriate liquidity risk management framework for the management of the Group's short, medium and long-term funding and liquidity management requirements. The Group manages liquidity risk by maintaining adequate reserves, by continuously monitoring forecast and actual cash flows and matching the maturity profiles of financial assets and liabilities. For the Group's short-term funding, the Group's policy is to ensure that there are sufficient working capital inflows to match repayments of short-term debt.

Market Risk

Market risk is the risk that the fair value or cash flows of a financial instrument of the Group will fluctuate due to change in market prices. Market risk reflects interest rate risk, currency risk and other price risks.

Since the Group's loan in U.S. dollar had been fully paid in March 2016, the Group is not anymore significantly exposed to changes in foreign currency exchange rates.

Interest Rate Risk

Cash flow interest rate risk is the risk that the future cash flow of the financial instruments will fluctuate because of the changes in market interest rates. Fair value interest rate risk is the risk that the fair value of a financial instrument will fluctuate due to changes in market interest rates.

The Group's financial instrument that is exposed to interest risk is the interest-bearing funds made available by the Parent Company to WCCCHI to finance the construction of the Cebu City Hotel Project. Such funds were substantially sourced from a P375 million loan from SSS, as well as the stock rights offering of the Parent Company. The Parent Company is charging WCCCHI on the related interests and penalties on the contention that the latter benefited from the proceeds of the SSS loan

Equity Price Risk

Equity price risk is the risk that fair value of future cash flows of a financial instrument will fluctuate because of changes in market prices (other than those arising from interest rate risk or currency risk), whether those changes are caused by factors specific to the individual financial instrument or its issuer, or factors affecting all similar financial instruments traded in the market.

The Group is exposed to equity price risk because of its investment in shares of stock of WII which are listed in the PSE totaling to 86,710,000 shares as at December 31, 2018 and 2017.

The Group monitors the changes in the price of the shares of stock of WII. In managing its price risk, the Group disposes of existing or acquires additional shares based on the economic conditions.

Fair Value of Financial Assets and Liabilities

The carrying amount of cash and cash equivalents, receivables, current portion of due from related parties, accounts payable and accrued expenses and other current liabilities approximate their fair values due to the short-term maturity of these instruments.

The fair value of interest-bearing due from related parties and loans payable is based on the discounted value of expected future cash flows using the applicable market rates for similar types of instruments as of the reporting date; thus, the carrying amount approximates fair value.

The fair value of AFS investment was determined using the closing market price of the investment listed on the PSE.

Capital Management

The primary objective of the Group's capital management is to ensure its ability to continue as a going concern and that it maintains a strong credit rating and healthy capital ratios in order to support its business and maximize shareholder value. Capital is defined as the invested money or invested purchasing power, the net assets or equity of the entity. The Group's overall strategy remains unchanged from 2018 and 2017.

The Group manages its capital structure and makes adjustments to it, in light of changes in economic conditions. To maintain or adjust the capital structure, the Group may adjust the dividend payment to shareholders, return capital to shareholders or issue new shares. No changes were made in the objectives, policies or processes in 2018 and 2017. For purposes of the Group's capital management, capital includes all equity items that are presented in the consolidated statement of changes in equity.

The Group is not subject to externally-imposed capital requirements.

WATERFRONT PHILIPPINES, INCORPORATED AND SUBSIDIARIES
CONSOLIDATED STATEMENTS OF FINANCIAL POSITION
As of September 30, 2020

Annex A
Page 1 of 5

	Unaudited	Unaudited	Audited
	September 30, 2020	September 30, 2019	December 31, 2019
ASSETS			
Current Assets			
Cash and cash equivalents	562,323,767	731,739,114	675,355,640
Receivables - net	1,357,338,584	1,190,352,593	610,269,885
Notes receivable	97,227,613	120,273,728	235,728,850
Insurance receivable	-	-	-
Inventories	25,552,348	25,710,194	30,442,158
Due from related parties - current portion	1,215,637,275	2,841,816,065	2,423,992,894
Prepaid expenses and other current assets	659,459,262	180,372,420	204,551,794
Total Current Assets	3,917,538,849	5,090,264,114	4,180,341,221
Noncurrent Assets			
Receivables from Acesite Limited (BVI)	-	-	-
Due from related parties - noncurrent portion	382,131,238	1,284,245,675	1,130,375,000
Right-of-use assets-net	125,959,870	-	125,959,870
Property and equipment - net	6,631,470,478	5,001,960,363	6,617,313,773
Available-for-sale (AFS) investments	17,827,920	21,729,870	17,827,920
Deferred tax assets	111,879,116	90,925,523	239,295,050
Retirement Benefits asset	-	2,313,746	37,102,874
Other noncurrent assets	1,401,621,105	644,472,157	703,079,798
Total Noncurrent Assets	8,670,889,727	7,045,647,334	8,870,954,285
	12,588,428,576	12,135,911,448	13,051,295,506
LIABILITIES AND EQUITY			
Current Liabilities			
Accounts payable and accrued expenses	1,669,363,537	2,165,388,701	2,135,561,140
Loans payable - current portion	376,000,000	375,000,000	650,000,000
Income tax payable	33,237	46,951	50,875,852
Contract payable	-	-	-
Provisions	(109,185)	-	-
Other current liabilities	263,366,382	410,232,985	46,355,098
Total Current Liabilities	2,308,653,971	2,950,668,637	2,882,792,090
Noncurrent Liabilities			
Loans payable - noncurrent portion	-	-	890,425,532
Deferred tax liabilities	1,026,213,846	734,541,651	1,438,555,445
Lease Liabilities- net of current portion	(19,357,077)	-	128,331,368
Other noncurrent liabilities	1,840,710,006	2,655,186,217	354,439,875
Total Noncurrent Liabilities	2,847,566,775	3,389,727,868	2,811,752,220
Total Liabilities	5,156,220,746	6,340,396,505	5,694,544,310
Equity Attributable to Equity Holders of the Parent Company			
Capital stock	2,498,991,753	2,498,991,753	2,498,991,753
Additional paid-in capital	706,364,357	706,364,357	706,364,357
Revaluation surplus in property and equipment	2,704,177,114	1,610,747,065	2,704,177,114
Foreign currency translation adjustment	54,703,530	52,542,000	54,703,530
Fair value reserve	1,204,013	5,105,963	2,932,577
Retirement benefits reserve	122,581,712	101,908,860	108,135,895
Retained Earnings/(Deficit):			
Appropriated	-	-	-
Unappropriated	612,832,687	133,580,722	515,575,652
Total Equity Attributable to Equity Holders of the Parent Company	6,700,855,166	5,109,240,720	6,590,880,878
Non-controlling Interest	731,352,664	686,274,223	765,870,318
	12,588,428,576	12,135,911,448	13,051,295,506

See Notes to the Consolidated Financial Statements.

WATERFRONT PHILIPPINES, INCORPORATED AND SUBSIDIARIES
CONSOLIDATED STATEMENTS OF COMPREHENSIVE INCOME
For the Quarter Ended September 30, 2020

Annex A
Page 2 of 5

	Unaudited July-Sept 2020	Unaudited July-Sept 2019	Audited December 31, 2019
REVENUES			
Hotel	37,684,039	337,507,490	1,393,162,019.00
Nonhotel	84,229,576	12,089,593	510,653,504
Interest and other income	46,137,277	221,851,890	35,974,882
	168,050,891	571,448,973	1,939,790,405
COSTS AND EXPENSES			
Cost of sales			
Hotel	30,752,414	368,618,521	899,761,542
Nonhotel	60,192,268	16,587,736	476,660,750
	90,944,683	385,206,258	1,376,422,292
	77,106,208	186,242,715	563,368,113
OTHER EXPENSES (INCOME)			
Depreciation and amortization	44,224,394	72,561,095	233,848,916
Interest expense	-	111,100,618	200,945,037
Penalties and other charges	3,529,974		
Impairment losses, bad debts written off and provisions	-		73,356,032
(Gain from insurance claims) casualty losses-net	-		(234,090,174)
Interest income	-		(285,332,328)
Foreign exchange losses (gains) - net	(23,809)	(315,845)	5,914,510
Others - net	65,232,366	(65,598,704)	(6,825,371)
	112,962,926	117,747,165	(12,183,378)
INCOME (LOSS) BEFORE INCOME TAX	(35,856,717)	68,495,550	575,551,491
INCOME TAX EXPENSE (BENEFIT)	-	115,877,718	141,147,012
NET INCOME (LOSS)	(35,856,717)	(47,382,167)	434,404,479
OTHER COMPREHENSIVE INCOME			
Appraisal on increase on property and equipment	-		1,389,405,337
Foreign currency translation differences for foreign operat	-		7,699,252
Actuarial gains on defined benefit plan	-		12,913,568
Net change in fair value of AFS investment	-		(3,901,950)
Reduction of deferred tax liability relating to revaluation surplus	-		
Deferred tax effect	-		(420,695,671)
	-	-	985,420,536
TOTAL COMPREHENSIVE INCOME (LOSS)	(35,856,717)	(47,382,167)	1,419,825,015
EARNINGS PER SHARE - Basic and Diluted	-0.003	-0.008	0.161
<i>There are no dilutive potential shares</i>			
<i>Forward</i>			
	2020	2019	2019
Net income/(loss) attributable to:			
Equity holders of the Parent Company	(8,461,772)	(20,485,350)	402,990,162
Non-controlling interest	(27,394,945)	(26,896,819)	31,414,317
	(35,856,715)	(47,382,169)	434,404,479
Total comprehensive income (loss) attributable to:			
Equity holders of the Parent Company	(8,461,772)	(20,485,350)	1,383,009,670
Non-controlling interest	(27,394,945)	(26,896,819)	36,815,345
	(35,856,715)	(47,382,168)	1,419,825,015
EARNINGS PER SHARE - Basic and Diluted	(0.003)	(0.008)	0.161

See Notes to the Consolidated Financial Statements.

WATERFRONT PHILIPPINES, INCORPORATED AND SUBSIDIARIES
CONSOLIDATED STATEMENTS OF COMPREHENSIVE INCOME
As of September 30, 2020

Annex A
Page 3 of 5

	Unaudited September 30, 2020	Unaudited September 30, 2019	Audited December 31, 2019
REVENUES			
Hotel	402,000,024	1,015,611,141.74	1,393,162,019.00
Nonhotel	266,240,030	255,117,248	510,653,504
Interest and other income	202,549,990	248,977,222	35,974,882
	870,790,044	1,519,705,612	1,939,790,405
COSTS AND EXPENSES			
Cost of sales			
Hotel	201,669,881	725,482,902	899,761,542
Nonhotel	352,175,939	225,479,778	476,660,750
	553,845,821	950,962,681	1,376,422,292
	316,944,223	568,742,931	563,368,113
OTHER EXPENSES (INCOME)			
Depreciation and amortization	123,352,045	147,092,280	233,848,916
Interest expense	59,880,318	141,100,618	200,945,037
Penalties and other charges	3,529,974	-	-
Impairment losses, bad debts written off and provisions	-	-	73,356,032
(Gain from insurance claims) casualty losses-net	-	-	(234,090,174)
Interest income	-	-	(285,332,328)
Foreign exchange losses (gains) - net	(29,582)	(315,845)	5,914,510
Others - net	65,232,366	16,742,605	(6,825,371)
	251,965,122	304,619,659	(12,183,378)
INCOME (LOSS) BEFORE INCOME TAX	64,979,102	264,123,272	575,551,491
INCOME TAX EXPENSE (BENEFIT)	-	144,328,203	(157,773,765)
NET INCOME (LOSS)	64,979,102	119,795,070	733,325,256
OTHER COMPREHENSIVE INCOME			
Appraisal on increase on property and equipment	-	-	1,389,405,337
Foreign currency translation differences for foreign operations	-	-	7,699,252
Actuarial gains on defined benefit plan	-	-	12,913,568
Net change in fair value of AFS investment	-	-	(3,901,950)
Reduction of deferred tax liability relating to revaluation surplus	-	-	-
Deferred tax effect	-	-	(420,695,671)
	-	-	985,420,536
TOTAL COMPREHENSIVE INCOME (LOSS)	64,979,102	119,795,070	1,718,745,792
EARNINGS PER SHARE - Basic and Diluted	0.039	0.067	0.161
<i>Forward</i>			
	2020	2019	2019
Net loss attributable to:			
Equity holders of the Parent Company	97,257,034	167,099,966	402,990,162
Non-controlling interest	(32,277,934)	(47,304,897)	31,414,317
	64,979,102	119,795,070	434,404,479
Total comprehensive income (loss) attributable to:			
Equity holders of the Parent Company	97,257,034	167,099,966	1,383,009,670
Non-controlling interest	(32,277,934)	(47,304,897)	36,815,345
	64,979,102	119,795,070	1,419,825,015
EARNINGS PER SHARE - Basic and Diluted	0.039	0.067	0.161

See Notes to the Consolidated Financial Statements.

WATERFRONT PHILIPPINES, INCORPORATED AND SUBSIDIARIES
CONSOLIDATED STATEMENTS OF CHANGES IN EQUITY
As of September 30, 2020

Annex A
Page 4 of 5

	Unaudited September 30, 2020	Unaudited September 30, 2019	Audited December 31, 2019
EQUITY ATTRIBUTABLE TO EQUITY HOLDERS OF THE PARENT COMPANY			
Capital stock - P1 par value per share	2,498,991,753	2,498,991,753	2,498,991,753
Additional Paid-in Capital	706,364,357	706,364,357	706,364,357
Revaluation Surplus in Property and Equipment			
Balance at beginning of year	2,704,177,114	1,834,710,345	1,834,710,345
Other comprehensive income - net of income tax effect	-	-	968,266,607
Derecognition of land held under finance lease due to acquisition of a subsidiary	-	-	-
Transfer of revaluation surplus absorbed through depreciation for the year - net of i	-	(223,963,280)	(98,799,838)
Balance at end of year	2,704,177,114	1,610,747,065	2,704,177,114
Foreign Currency Translation Adjustment			
Balance at beginning of year	54,703,530	52,542,000	47,004,278
Other comprehensive income - net of income tax effect	-	-	7,699,252
Balance at end of year	54,703,530	52,542,000	54,703,530
Retained Earnings/(Deficit)			
Appropriation for renovation and business expansion	-	-	-
Unappropriated			
Balance at beginning of year	515,575,652	13,785,652	13,785,652
Transfer of revaluation surplus absorbed through depreciation for the year - net of i	-	-	98,799,838
Change in retirement benefits reserve	-	-	-
Net income for the year	97,257,035	119,795,070	402,990,162
Balance at end of year	612,832,687	133,580,722	515,575,652
Total deficit	612,832,687	133,580,722	515,575,652
	6,577,069,441	5,002,225,897	6,479,812,406
Fair value reserve, beginning of the year	(4,060,937)	5,105,963	5,105,963
Other comprehensive income-net tax effect	5,264,950	-	(2,173,386)
Total fair value reserve	1,204,013	5,105,963	2,932,577
Retirement benefits reserve, beginning of the year	122,581,712	101,908,860	101,908,860
Other comprehensive income-net tax effect	-	-	6,227,035
Total retirement benefits reserve	122,581,712	101,908,860	108,135,895
Total Equity Attributable to Equity Holders of the Parent Company	6,700,855,166	5,109,240,720	6,590,880,878
NON-CONTROLLING INTEREST			
Balance at beginning of year	765,870,318	729,054,973	729,054,973
Derecognition related to land due to recession of finance lease	-	-	-
Change in equity ownership of non-controlling interest in a subsidiary	-	-	-
Valuation loss on AFS investments taken into equity during the year	(2,239,719)	4,524,147	-
Reacquisition of APHC shares	-	-	-
Other comprehensive income - net of income tax effect	-	-	5,401,028
Net income/(loss) for the year	(32,277,935)	(47,304,897)	31,414,317
Balance at end of year	731,352,664	686,274,223	765,870,318
	7,432,207,830	5,795,514,943	7,356,751,196

See Notes to the Consolidated Financial Statements.

WATERFRONT PHILIPPINES, INCORPORATED AND SUBSIDIARIES
CONSOLIDATED STATEMENTS OF CASH FLOWS
As of September 30, 2020

Annex A
Page 5 of 5

	Unaudited	Unaudited	Audited
	September 30, 2020	September 30, 2019	December 31, 2019
CASH FLOWS FROM OPERATING ACTIVITIES			
Income before income tax	64,979,102	119,795,070	575,551,491
Adjustments for:			
Depreciation and amortization	123,352,045	147,092,280	233,848,916
Interest expense	59,880,318	141,100,618	200,945,037
Casualty losses - net	-	-	(234,090,174)
Retirement benefit costs	17,745,797	(1,021,463,312)	7,551,068
Provisions	109,185	-	-
Unrealized foreign exchange loss (gain)	(29,582)	(315,845)	13,609,982
Gain on Reversal of Allowance for Impairment Losses	-	-	-
Loss(gain) on disposal of property and equipment	-	-	-
Impairment losses	-	-	73,356,032
Interest income	(7,769,084)	-	(285,332,328)
Operating income before working capital changes	258,267,781	(613,791,188)	585,440,024
Decrease (increase) in:			
Receivables	(608,567,462)	(495,170,049)	(271,749,983)
Inventories	4,889,810	(1,203,783)	(5,935,747)
Prepaid expenses and other current assets	(454,907,468)	(42,503,737)	(66,683,111)
Increase (decrease) in:			
Accounts payable and accrued expenses	(466,227,186)	533,680,224	440,591,352
Other current liabilities	1,628,947,702	(346,908,256)	(181,532,732)
Cash generated from operations	362,403,177	(965,896,790)	500,129,803
Interest received	7,769,084	-	12,507,699
Income taxes paid	(50,842,615)	(167,675,699)	(236,877,213)
Retirement plan contributions paid	-	-	(15,500,000)
Benefits paid	-	-	(9,447,376)
Interest paid	(59,880,318)	(141,100,618)	(119,783,910)
Net cash provided by operating activities	259,449,328	(1,274,673,107)	131,029,003
CASH FLOWS FROM INVESTING ACTIVITIES			
Acquisitions of property and equipment	(137,508,750)	(45,833,265)	(356,003,995)
Investment in a subsidiary	-	-	-
Due from related parties	1,956,599,381	(607,770,925)	102,799,181
Proceeds from insurance claims on property damage	-	-	431,250,000
Proceeds from sale of property and equipment	-	-	-
Notes Receivable	138,501,237	133,700,597	28,092,436
Increase in other noncurrent assets	(571,125,374)	(419,582,345)	(550,737,952)
Net cash used in investing activities	1,386,466,494	(939,485,938)	(344,600,330)
<i>Forward</i>			
Years Ended December 31			
	September 30, 2020	September 30, 2019	December 31, 2019
CASH FLOWS FROM FINANCING ACTIVITIES			
(Increase)Decrease in loans payable	(616,425,532)	275,000,000	-
Payment of lease liabilities	-	-	(13,940,367)
Increase (decrease) in other noncurrent liabilities	1,488,927,656	2,630,230,407	464,765,515
Loan Payment	-	-	(277,659,575)
Change in due to a related party	-	-	3,119,367
Net cash provided by (used in) financing activities	872,502,124	2,905,230,407	176,284,940
INCREASE (DECREASE) IN TRANSLATION ADJUSTMENT			
NET INCREASE (DECREASE) IN CASH AND CASH EQUIVALENTS	2,518,417,946	691,071,362	(37,286,387)
CASH AND CASH EQUIVALENTS AT BEGINNING OF YEAR	675,355,640	712,642,027	712,642,027
CASH AND CASH EQUIVALENTS AT END OF YEAR	3,193,773,586	1,403,713,389	675,355,640

See Notes to the Consolidated Financial Statements.

17Q-3rd quarter 2020

WATERFRONT PHILIPPINES, INCORPORATED AND SUBSIDIARIES
SCHEDULE OF AGING OF ACCOUNTS RECEIVABLE FOR SEC REPORTING
As of September 30, 2020

Trade Receivables	0-30 days	31-60 days	61-90 days	91-120 days	121 days over	Total
Waterfront Cebu City Casino Hotel Inc.	579,150.72	26,056.15	463,458.24	1,434,026.28	51,433,204.47	53,935,895.86
Waterfront Airport Hotel and Casino	1,401,082.28	1,828,381.49	478,063.44	127,717.64	26,558,496.16	30,393,741.01
Waterfront Insular Hotel Davao	356,775.21	147,720.16	68,743.30	454,855.45	2,582,154.26	3,610,248.38
Manila Pavilion Hotel					15,658,269.60	15,658,269.60
Total	1,757,857.49	1,976,101.65	546,806.74	582,573.09	44,798,920.02	49,662,258.99

Certification

I, **RICHARD RICARDO**, Compliance Officer of **WATERFRONT PHILIPPINES, INC.**, with SEC registration number **AS094-8678** with principal office at **NO. 1 WATERFRONT DRIVE, OFF SALINAS DRIVE, LAHUG, CEBU CITY**, on oath state:

- 1) That on behalf of **WATERFRONT PHILIPPINES, INC.**, I have caused this **SEC FORM 17 Q3** to be prepared;
- 2) That I read and understood its contents which are true and correct of my own personal knowledge and/or based on true records;
- 3) That the company **WATERFRONT PHILIPPINES, INC.**, will comply with the requirements set forth in SEC Notice dated **24 JUNE 2020** for a complete and official submission of reports and/or documents through electronic mail; and
- 4) That I am fully aware that documents filed online which requires pre-evaluation and/or processing fee shall be considered complete and officially received only upon payment of a filing fee.


IN WITNESS WHEREOF, I have hereunto set my hand this _____ day of 21 OCT 2020, 20_____.


RICHARD RICARDO
Affiant

SUBSCRIBED AND SWORN to before me this _____ day of 21 OCT 2020 20_____.

NOTARY PUBLIC

Doc. No. 787
Page No. 158
Book No. 19
Series of 2020.


ATTY. GILBERTO B. PASTANERO
Notary Public Until Dec. 31, 2021
Notarial Commission No. 2020-030
IBP# 092831 Pasig - 10-7-2019
PTR# Mla 9112245-1-02-2020
Roll# 25473, TIN# 103-098-346
MCLE Compl. No. VI-0011418 until 4-14-20

COVER SHEET

A S 0 9 4 - 8 6 7 8

SEC Registration Number

W A T E R F R O N T P H I L I P P I N E S , I N C .

(Company's Full Name)

N O . 1 W A T E R F R O N T D R I V E
 O F F S A L I N A S D R I V E L A H U G
 C E B U C I T Y

(Business Address : No. Street City / Town / Province)

MS. IRISH CHARA LAWAS

Contact Person

(02) 559-0130

Company Telephone Number

1 2 3 1

Month Day

SEC 17 - Q2

FORM TYPE

1 0 2 6

Month Day
Annual Meeting

Secondary License Type, If Applicable

Dept. Requiring this Doc.

Amended Articles Number/Section

436

Total No. of Stockholders

Total Amount of Borrowings

Domestic

Foreign

To be accomplished by SEC Personnel concerned

File Number

LCU

Document I.D.

Cashier

S T A M P S

Remarks = pls. use black ink for scanning purposes

SECURITIES AND EXCHANGE COMMISSION SEC FORM 17-Q

QUARTERLY REPORT PURSUANT TO SECTION 17 OF THE SECURITIES
REGULATION CODE AND SRC RULE 17(2)(b) THEREUNDER

1. For the quarterly period ended

June 30, 2020

2. SEC Identification Number

AS0948678

3. BIR Tax Identification No.

D80003978254NV

4. Exact name of issuer as specified in its charter

WATERFRONT PHILIPPINES, INC.

5. Province, country or other jurisdiction of incorporation or organization

PHILIPPINES

6. Industry Classification Code (SEC Use Only)

7. Address of principal office

NO. 1 WATERFRONT DRIVE, OFF SALINAS DRIVE, LAHUG, CEBU
CITY Postal Code 6000

8. Issuer's telephone number, including area code

032-2326888

9. Former name or former address, and former fiscal year, if changed since last report

NOT APPLICABLE

10. Securities registered pursuant to Sections 8 and 12 of the SRC or Sections 4 and 8 of the RSA

Title of Each Class	Number of Shares of Common Stock Outstanding and Amount of Debt Outstanding
COMMON SHARES - P1.00 PAR VALUE	2,498,991,753

11. Are any or all of registrant's securities listed on a Stock Exchange?

- Yes
 No

If yes, state the name of such stock exchange and the classes of securities listed therein:

THE PHILIPPINE STOCK EXCHANGE

12. Indicate by check mark whether the registrant:

(a) has filed all reports required to be filed by Section 17 of the SRC and SRC Rule 17 thereunder or Sections 11 of the RSA and RSA Rule 11(a)-1 thereunder, and Sections 26 and 141 of the Corporation Code of the Philippines, during the preceding twelve (12) months (or for such shorter period that the registrant was required to file such reports)

- Yes
 No

(b) has been subject to such filing requirements for the past ninety (90) days

- Yes
 No

The Exchange does not warrant and holds no responsibility for the veracity of the facts and representations contained in all corporate disclosures, including financial reports. All data contained herein are prepared and submitted by the disclosing party to the Exchange, and are disseminated solely for purposes of information. Any questions on the data contained herein should be addressed directly to the Corporate Information Officer of the disclosing party.

Waterfront Philippines, Incorporated

**PSE Disclosure Form 17-2 - Quarterly Report References: SRC Rule 17
and
Sections 17.2 and 17.8 of the Revised Disclosure Rules**

For the period ended	June 30, 2020	
Currency (indicate units, if applicable)	PESO	
Balance Sheet		
	Period Ended	Calendar Year Ended (Audited)
	June 30, 2020	Dec 31, 2019
Current Assets	4,186,931,704	4,180,341,221
Total Assets	13,276,618,504	13,051,295,506
Current Liabilities	3,229,217,427	2,882,792,090

Total Liabilities	5,821,271,211	5,694,544,310
Retained Earnings/(Deficit)	621,294,458	515,575,652
Stockholders' Equity	7,455,347,293	7,356,751,196
Stockholders' Equity - Parent	6,696,599,683	6,590,880,878
Book Value per Share	1.15	1.16

Income Statement				
	Current Year (3 Months)	Previous Year (3 Months)	Current Year-To-Date	Previous Year-To-Date
Operating Revenue	165,619,415	458,557,434	546,326,439	921,131,307
Other Revenue	77,782,321	19,356,248	156,412,713	27,125,332
Gross Revenue	243,401,736	477,913,683	702,739,151	948,256,639
Operating Expense	134,833,126	310,405,057	462,901,138	565,756,423
Other Expense	70,923,209	87,764,481	139,002,197	186,872,494
Gross Expense	205,756,334	398,169,538	601,903,334	752,628,917
Net Income/(Loss) Before Tax	37,645,402	79,744,144	100,835,817	195,627,722
Income Tax Expense	-	28,450,484	-	28,450,484
Net Income/(Loss) After Tax	37,645,402	51,293,660	100,835,817	167,177,238
Net Income Attributable to Parent Equity Holder	30,473,680	56,613,345	105,718,805	187,585,315
Earnings/(Loss) Per Share (Basic)				
Earnings/(Loss) Per Share (Diluted)	0.0122	0.0227	0.042	0.075

	Current Year (Trailing 12 months)	Previous Year (Trailing 12 months)
Earnings/(Loss) Per Share (Basic)	0.541	(0.051)
Earnings/(Loss) Per Share (Diluted)	0.541	(0.051)

Financial Ratios

	Formula	Current Year June 30, 2020	Previous Year June 30, 2019
Liquidity Analysis Ratios:			
Current Ratio or Working Capital Ratio	Current Assets / Current Liabilities	1.30	1.40
Quick Ratio	(Current Assets - Inventory - Prepayments) / Current Liabilities	1.24	1.36
Solvency Ratio	Total Assets / Total Liabilities	2.28	1.95
Financial Leverage Ratios			
Debt Ratio	Total Debt / Total Assets	0.44	0.51
Debt-to-Equity Ratio	Total Debt / Total Stockholders' Equity	0.87	1.19
Interest Coverage	Earnings Before Interest and Taxes (EBIT) / Interest Charges	0.68	5.52
Asset to Equity Ratio	Total Assets / Total Stockholders' Equity	1.98	2.32
Profitability Ratios			
Gross Profit Margin	Sales - Cost of Goods Sold or Cost of service / Sales	0.34	0.40
Net Profit Margin	Net Profit / Sales	0.14	0.21
Return on Assets	Net Income / Total Assets	0.01	0.02
Return on Equity	Net Income / Total Stockholders' Equity	0.02	0.04
Price / Earnings Ratio	Price Per Share / Earnings Per Common Share	9.101	5.129
Book Value	Total Common Stockholder's Equity-Parent/No. of Common Shares	1.15	1.16

PART I—FINANCIAL INFORMATION

Item 1. Financial Statements.

Please refer to Annex A.

Item 2. Management's Discussion and Analysis of Financial Condition and Results of Operations.

Please refer to Annex B.

PART II—OTHER INFORMATION

NONE

SIGNATURES

Pursuant to the requirements of the Securities Regulation Code, the issuer has duly caused this report to be signed on its behalf by the undersigned thereunto duly authorized.

Registrant: Waterfront Philippines, Inc.
Issuer Atty. Arsenio Alfiler Jr.


Compliance Officer Richard L. Ricardo

Signature and Title

Compliance Officer

Date

08/07/2020

WATERFRONT PHILIPPINES, INCORPORATED AND SUBSIDIARIES
CONSOLIDATED STATEMENTS OF FINANCIAL POSITION
As of June 30, 2020

Annex A
Page 1 of 5

	Unaudited June 30, 2020	Unaudited June 30, 2019	Audited December 31, 2019
ASSETS			
Current Assets			
Cash and cash equivalents	675,248,949	999,347,593	675,355,640
Receivables - net	829,824,033	1,594,269,771	610,269,885
Notes receivable	92,834,083	120,273,728	235,728,850
Insurance receivable	-	-	-
Inventories	23,717,152	24,675,750	30,442,158
Due from related parties - current portion	2,414,548,921	2,867,951,467	2,423,992,894
Prepaid expenses and other current assets	150,758,566	149,124,559	204,551,794
Total Current Assets	4,186,931,704	5,755,642,868	4,180,341,221
Noncurrent Assets			
Receivables from Acesite Limited (BVI)	-	-	-
Due from related parties - noncurrent portion	1,420,502,738	382,131,238	1,130,375,000
Goodwill	-	-	-
Property and equipment - net	6,704,108,907	4,503,110,003	6,743,273,643
Available-for-sale (AFS) investments	17,827,920	21,729,870	17,827,920
Deferred tax assets	189,856,253	36,250,283	239,295,050
Other noncurrent assets	702,963,372	1,836,382,549	703,079,798
Retirement benefits asset	54,427,610	-	37,102,874
Total Noncurrent Assets	9,089,686,800	6,779,603,943	8,870,954,285
	13,276,618,504	12,535,246,811	13,051,295,506
LIABILITIES AND EQUITY			
Current Liabilities			
Accounts payable and accrued expenses	2,552,879,720	2,063,332,686	2,135,561,140
Loans payable - current portion	651,000,000	376,000,000	650,000,000
Income tax payable	11,673,201	5,190,958	50,875,852
Contract payable	-	-	-
Provisions	-	-	-
Other current liabilities	13,664,506	1,674,279,274	46,355,098
Total Current Liabilities	3,229,217,427	4,118,802,918	2,882,792,090
Noncurrent Liabilities			
Loans payable - noncurrent portion	821,010,640	1,487,222,102	890,425,532
Deferred tax liabilities	1,409,076,317	734,431,559	1,438,555,445
Retirement benefits liability	-	38,038,613	-
Lease Liabilities - net of current portion	-	-	128,331,368
Other noncurrent liabilities	361,966,827	41,561,760	354,439,875
Total Noncurrent Liabilities	2,592,053,784	2,301,254,034	2,811,752,220
Total Liabilities	5,821,271,211	6,420,056,952	5,694,544,310
Equity Attributable to Equity Holders of the Parent Company			
Capital stock	2,498,991,753	2,498,991,753	2,498,991,753
Additional paid-in capital	706,364,357	706,364,357	706,364,357
Revaluation surplus in property and equipment	2,704,177,114	1,834,710,345	2,704,177,114
Foreign currency translation adjustment	54,703,530	47,004,278	54,703,530
Fair value reserve	2,932,577	5,105,963	2,932,577
Retirement benefits reserve	108,135,894	113,635,220	108,135,895
Retained Earnings/(Deficit):			
Appropriated	-	-	-
Unappropriated	621,294,458	201,370,968	515,575,652
Total Equity Attributable to Equity Holders of the Parent Company	6,696,599,683	5,407,182,884	6,590,880,878
Non-controlling Interest	758,747,610	708,006,975	765,870,318
	13,276,618,504	12,535,246,811	13,051,295,506

See Notes to the Consolidated Financial Statements.

WATERFRONT PHILIPPINES, INCORPORATED AND SUBSIDIARIES
CONSOLIDATED STATEMENTS OF COMPREHENSIVE INCOME
For the Quarter Ended June 30, 2020

Annex A
Page 2 of 5

	Unaudited	Unaudited	Audited
	April-June 2020	April-June 2019	December 31, 2019
REVENUES			
Hotel	74,248,935	271,123,951	1,393,162,019
Nonhotel	91,370,480	187,433,483	510,653,504
Interest and other income	77,782,321	19,356,248	35,974,882
	243,401,735	477,913,682	1,939,790,405
COSTS AND EXPENSES			
Cost of sales			
Hotel	39,706,308	161,154,505	933,415,873
Nonhotel	95,126,818	149,250,553	443,006,419
	134,833,126	310,405,057	1,376,422,292
	108,568,609	167,508,625	563,368,113
OTHER EXPENSES (INCOME)			
Depreciation and amortization	41,449,441	24,773,225	233,848,916
Interest expense	29,479,540	12,191,250	200,945,037
Penalties and other charges	-	-	-
Impairment losses, bad debts written off and provisions	-	-	73,356,032
(Gain from insurance claims) casualty losses - net	-	-	(234,090,174)
Interest income	-	-	(285,332,328)
Foreign exchange losses (gains) - net	(5,773)	-	5,914,510
Others - net	-	50,800,006	(6,825,371)
	70,923,209	87,764,481	(12,183,378)
INCOME(LOSS) BEFORE INCOME TAX	37,645,401	79,744,143	575,551,491
INCOME TAX EXPENSE (BENEFIT)	-	28,450,484	141,147,012
NET INCOME (LOSS)	37,645,401	51,293,660	434,404,479
OTHER COMPREHENSIVE INCOME			
Appraisal on increase on property and equipment	-	-	1,389,405,337
Foreign currency translation differences for foreign operations	-	307,328	7,699,252
Actuarial gains on defined benefit plan	-	-	12,913,568
Net change in fair value of AFS investment	-	-	(3,901,950)
Reduction of deferred tax liability relating to revaluation surplus	-	-	-
Deferred tax effect	-	-	(420,695,671)
	-	307,328	985,420,536
TOTAL COMPREHENSIVE INCOME (LOSS)	37,645,401	51,600,988	1,419,825,015
EARNINGS PER SHARE - Basic and Diluted	0.012	0.023	0.161
<i>There are no dilutive potential shares</i>			
<i>Forward</i>			
	2020	2019	2019
Net income/(loss) attributable to:			
Equity holders of the Parent Company	30,473,680	56,613,345	402,990,162
Non-controlling interest	7,171,720	(5,319,687)	31,414,317
	37,645,401	51,293,660	434,404,479
Total comprehensive income (loss) attributable to:			
Equity holders of the Parent Company	30,473,680	56,920,674	1,383,009,670
Non-controlling interest	7,171,720	(5,319,687)	36,815,345
	37,645,401	51,600,988	1,419,825,015
EARNINGS PER SHARE - Basic and Diluted	0.012	0.023	0.161
<i>See Notes to the Consolidated Financial Statements.</i>			

WATERFRONT PHILIPPINES, INCORPORATED AND SUBSIDIARIES
CONSOLIDATED STATEMENTS OF COMPREHENSIVE INCOME
As of June 30, 2020

Annex A
Page 3 of 5

	Unaudited June 30, 2020	Unaudited June 30, 2019	Audited December 31, 2019
REVENUES			
Hotel	364,315,985	678,103,652.31	1,393,162,019.00
Nonhotel	182,010,454	243,027,655	510,653,504
Interest and other income	156,412,713	27,125,332	35,974,882
	702,739,151	948,256,639	1,939,790,405
COSTS AND EXPENSES			
Cost of sales			
Hotel	170,917,467	356,864,381	933,415,873
Nonhotel	291,983,671	208,892,042	443,006,419
	462,901,138	565,756,423	1,376,422,292
	239,838,014	382,500,216	563,368,113
OTHER EXPENSES (INCOME)			
Depreciation and amortization	79,127,651	74,531,185	233,848,916
Interest expense	59,880,318	30,000,000	200,945,037
Penalties and other charges	-	-	
Impairment losses, bad debts written off and provisions	-	-	73,356,032
(Gain from insurance claims) casualty losses - net	-	-	(234,090,174)
Interest income	-	-	(285,332,328)
Foreign exchange losses (gains) - net	(5,773)	-	5,914,510
Others - net	-	82,341,309	(6,825,371)
	139,002,197	186,872,494	(12,183,378)
INCOME (LOSS) BEFORE INCOME TAX	100,835,817	195,627,722	575,551,491
INCOME TAX EXPENSE (BENEFIT)	-	28,450,484	141,147,012
NET INCOME (LOSS)	100,835,817	167,177,238	434,404,479
OTHER COMPREHENSIVE INCOME			
Appraisal on increase on property and equipment	-	-	1,389,405,337
Foreign currency translation differences for foreign operations	-	307,328	7,699,252
Actuarial gains on defined benefit plan	-	-	12,913,568
Net change in fair value of AFS investment	-	-	(3,901,950)
Reduction of deferred tax liability relating to revaluation surplus	-	-	
Deferred tax effect	-	-	(420,695,671)
	-	307,328	985,420,536
TOTAL COMPREHENSIVE INCOME (LOSS)	100,835,817	167,484,567	1,419,825,015
EARNINGS PER SHARE - Basic and Diluted	0.042	0.075	0.161

Forward

	2020	2019	2019
Net loss attributable to:			
Equity holders of the Parent Company	105,718,805	187,585,315	402,990,162
Non-controlling interest	(4,882,989)	(20,408,078)	31,414,317
	100,835,817	167,177,238	434,404,479
Total comprehensive income (loss) attributable to:			
Equity holders of the Parent Company	105,718,805	187,892,644	1,383,009,670
Non-controlling interest	(4,882,989)	(20,408,078)	36,815,345
	100,835,817	167,484,567	1,419,825,015
EARNINGS PER SHARE - Basic and Diluted	0.042	0.075	0.161

See Notes to the Consolidated Financial Statements.

WATERFRONT PHILIPPINES, INCORPORATED AND SUBSIDIARIES
CONSOLIDATED STATEMENTS OF CHANGES IN EQUITY
As of June 30, 2020

Annex A
Page 4 of 5

	Unaudited June 30, 2020	Unaudited June 30, 2019	Audited December 31, 2019
EQUITY ATTRIBUTABLE TO EQUITY HOLDERS OF THE PARENT COMPANY			
Capital stock - P1 par value per share	2,498,991,753	2,498,991,753	2,498,991,753
Additional Paid-in Capital	706,364,357	706,364,357	706,364,357
Revaluation Surplus in Property and Equipment			
Balance at beginning of year	2,704,177,114	1,834,710,345	1,834,710,345
Other comprehensive income - net of income tax effect	-		968,266,607
Derecognition of land held under finance lease due to acquisition of a subsidiary			-
Transfer of revaluation surplus absorbed through depreciation for the year - net of i	-		(98,799,838)
Balance at end of year	2,704,177,114	1,834,710,345	2,704,177,114
Unrealized Valuation Gain (Loss) on AFS Investments			
Balance at beginning of year	-	-	-
Valuation loss taken into equity during the year	-	-	-
Change in equity ownership of non-controlling interest in a subsidiary	-	-	-
Balance at end of year	-	-	-
Foreign Currency Translation Adjustment			
Balance at beginning of year	54,703,530	47,004,278	47,004,278
Other comprehensive income - net of income tax effect	-	-	7,699,252
Balance at end of year	54,703,530	47,004,278	54,703,530
Retained Earnings/(Deficit)			
Appropriation for renovation and business expansion	-		-
Unappropriated			
Balance at beginning of year	515,575,652	13,785,652	13,785,652
Transfer of revaluation surplus absorbed through depreciation for the year - net of i	-	-	98,799,838
Change in retirement benefits reserve	-	-	
Net income for the year	105,718,806	187,585,316	402,990,162
Balance at end of year	621,294,458	201,370,968	515,575,652
Total deficit	621,294,458	201,370,968	515,575,652
	6,585,531,212	5,288,441,701	6,479,812,406
Fair value reserve, beginning of the year	2,932,577	5,105,963	5,105,963
Other comprehensive income-net tax effect	-	-	(2,173,386)
Total fair value reserve	2,932,577	5,105,963	2,932,577
Retirement benefits reserve, beginning of the year	108,135,895	101,908,860	101,908,860
Other comprehensive income-net tax effect	-	11,726,360	6,227,035
Total retirement benefits reserve	108,135,895	113,635,220	108,135,895
Total Equity Attributable to Equity Holders of the Parent Company	6,696,599,684	5,407,182,884	6,590,880,878
NON-CONTROLLING INTEREST			
Balance at beginning of year	765,870,318	729,054,973	729,054,973
Derecognition related to land due to recession of finance lease			-
Change in equity ownership of non-controlling interest in a subsidiary			-
Valuation loss on AFS investments taken into equity during the year	(2,239,719)	(639,920)	-
Reacquisition of APHC shares	-	-	-
Other comprehensive income - net of income tax effect	-	-	5,401,028
Net income/(loss) for the year	(4,882,989)	(20,408,078)	31,414,317
Balance at end of year	758,747,610	708,006,975	765,870,318
	7,455,347,293	6,115,189,859	7,356,751,196

See Notes to the Consolidated Financial Statements.

WATERFRONT PHILIPPINES, INCORPORATED AND SUBSIDIARIES
CONSOLIDATED STATEMENTS OF CASH FLOWS
As of June 30, 2020

Annex A
Page 5 of 5

	Unaudited June 30, 2020	Unaudited June 30, 2019	Audited December 31, 2019
CASH FLOWS FROM OPERATING ACTIVITIES			
Income before income tax	100,835,817	167,484,567	575,551,491
Adjustments for:			
Depreciation and amortization	79,127,651	74,531,185	233,848,916
Interest expense	59,880,318	30,000,000	200,945,037
(Gain from insurance claims) casualty losses - net	-	-	(234,090,174)
Retirement benefit costs	(54,427,610)	38,038,613	7,551,068
Provisions	-	-	-
Unrealized foreign exchange loss (gain)	(5,773)	-	13,609,982
Gain on Reversal of Allowance for Impairment Losses	-	-	-
Loss(gain) on disposal of property and equipment	-	-	-
Impairment losses	-	-	73,356,032
Interest income	(7,769,084)	(7,769,084)	(285,332,328)
Operating income before working capital changes	177,641,320	302,285,281	585,440,024
Decrease (increase) in:			
Receivables	(76,659,381)	(899,087,227)	(271,749,983)
Inventories	6,725,006	(169,339)	(5,935,747)
Prepaid expenses and other current assets	53,793,228	(11,255,876)	(66,683,111)
Increase (decrease) in:			
Accounts payable and accrued expenses	417,312,806	431,940,053	440,591,352
Other current liabilities	29,571,225	395,846,772	(181,532,732)
Cash generated from operations	608,384,204	219,559,664	500,129,803
Interest received	7,769,084	7,769,084	12,507,699
Income taxes paid	(39,202,651)	(46,653,973)	(236,877,213)
Retirement plan contributions paid	-	-	(15,500,000)
Benefits paid	-	-	(9,447,376)
Interest paid	(59,880,318)	(30,000,000)	(119,783,910)
Net cash provided by operating activities	517,070,319	150,674,775	131,029,003
CASH FLOWS FROM INVESTING ACTIVITIES			
Additions to property and equipment	(39,962,915)	525,578,190	(356,003,995)
Investment in a subsidiary	-	-	-
Due from related parties	(280,683,765)	268,208,110	102,799,181
Proceeds from insurance claims on property damage	-	-	431,250,000
Proceeds from sale of property and equipment	-	-	-
Notes Receivable	142,894,767	133,700,597	28,092,436
Increase in other noncurrent assets	69,056,375	(1,550,024,499)	(550,737,952)
Net cash used in investing activities	(108,695,538)	(622,537,603)	(344,600,330)

Forward

	Years Ended December 31		
	June 30, 2020	June 30, 2019	December 31, 2019
CASH FLOWS FROM FINANCING ACTIVITIES			
(Increase)Decrease in loans payable	(70,414,893)	593,136,994	(277,659,575)
Change in due to a related party	-	-	3,119,367
Proceeds from loan availment	-	-	-
Increase (decrease) in other noncurrent liabilities	(338,066,579)	165,431,400	464,765,515
Payment of Lease Liabilities	-	-	(13,940,367)
Net cash provided by (used in) financing activities	(408,481,472)	758,568,394	176,284,940
INCREASE (DECREASE) IN TRANSLATION ADJUSTMEN			
NET INCREASE (DECREASE) IN CASH AND CASH EQUIVALENTS	(106,691)	286,705,566	(37,286,387)
CASH AND CASH EQUIVALENTS AT BEGINNING OF YEAR	675,355,640	712,642,027	712,642,027
CASH AND CASH EQUIVALENTS AT END OF YEAR	675,248,949	999,347,593	675,355,640

See Notes to the Consolidated Financial Statements.

WATERFRONT PHILIPPINES, INCORPORATED AND SUBSIDIARIES
NOTES TO CONSOLIDATED FINANCIAL STATEMENTS

Organization and Status of the Business

Corporate Information

Waterfront Philippines, Incorporated (the Parent Company) was incorporated in the Philippines and registered with the Philippine Securities and Exchange Commission (SEC) on September 23, 1994. The Parent Company is 46%-owned by The Wellex Group, Inc. (TWGI), an entity registered and domiciled in the Philippines, which is listed in the Philippine Stock Exchange (PSE). The Parent Company holds equity interests in hotels and resorts, a fitness gym, entities engaged in the international marketing and promotion of casinos, manufacturing of pastries, and hotel management and operations.

The Parent Company and the following subsidiaries (collectively referred to as the Group) were incorporated in the Philippines, except for Waterfront Promotion Ltd. (WPL) and Club Waterfront International Limited (CWIL), which were registered in the Cayman Islands.

	Percentage of Ownership	
	Direct	Indirect
Hotels and Resorts		
Waterfront Cebu City Casino Hotel, Incorporated (WCCCHI)	100	-
Waterfront Mactan Casino Hotel, Incorporated (WMCHI)	100	-
Davao Insular Hotel Company, Inc. (DIHCI)	98	-
Acesite (Phils.) Hotel Corporation (APHC)	56	-
Grand Ilocandia Resort and Development, Inc. (GIRDI)	54	-
Real Estate		
CIMA Realty Phil., Inc. (CIMAR)	-	56*
Fitness Gym		
Waterfront Wellness Group, Inc. (WWGI)	100	-
International Marketing and Promotion of Casinos		
WPL	100	-
Mayo Bonanza, Inc. (MBI)	100	-
CWIL (through direct ownership in WPL)	-	100
Waterfront Entertainment Corporation (WEC)	100	-
Pastries Manufacturing		
Waterfront Food Concepts Inc. (WFC)	100	-
Hotel Management and Operation		
Waterfront Hotel Management Corp. (WHMC)	100	-

Hotels

□ **Waterfront Cebu City Casino Hotel, Inc.**

WCCCHI was incorporated on September 23, 1994 to manage and undertake operations of Waterfront Cebu City Hotel and Casino (WCCHC). WCCCHI achieved a milestone during the year by opening the doors of WCCHC on January 5, 1998, with 158 guest-rooms which has already grown to 561 by the last quarter of 1999, six-storey convention center known as the *Waterfront Convention Center*, previously known as Cebu International Convention Center and six-storey **Entertainment Block**. Located in this Entertainment Block is a 1,000-square meter 5-

star restaurant, which completes the Company's restaurants row. On February 5, 1998, PAGCOR commenced operations at the new purposely-built casino at the Entertainment Block.

-Waterfront Convention Center-(WCC)

Waterfront Convention Center previously known as Cebu International Convention Center is a six-storey building, especially-designed to adapt to any event size and purpose, with a total gross area of 40,587 square meters, and has been in operation since January 5, 1998. Major amenities of the center include ten (11) function rooms and two (2) Grand Ballrooms with a seating capacity of 4,000. WCC is the only convention and exhibition center of international standard in Cebu City.

- Entertainment Block

The Entertainment block is a six-storey building with a total gross area of 34,938 square meters. It is comprised of eleven (9) Food and Beverage entertainment outlets, an 11,000 square meters of public and international gaming area that includes the "Casino Filipino", and 62 hotel rooms and suites

- Hotel Tower Block

The Hotel Tower block is a 22-storey building with a total gross area of 44,334 square meters. It consists of a podium, containing the lobby, a food and beverage outlet, a reception, a shopping arcade, three (3) press function rooms, and a high rise block of 498 hotel rooms and suites.

The Hotel, with its fairytale-inspired façade, is conveniently located in the center of Cebu City and is within easy reach from key business, commercial and shopping districts and is just 30 minutes away from the Mactan International Airport.

Waterfront Cebu City Hotel & Casino has elegantly designed and well-appointed guest rooms and suites. The 18th Floor is the Waterfront Ambassador Club with a two floor Club Lounge exclusive for Ambassador Floor guests. Waterfront Ambassador Club guests enjoy butler service, complimentary business services and a business boardroom fit for a group of up to 8 people, equipped with a built-in LCD projector, a roll-up screen, PA and recording system, a local area network (LAN) and a poly communication system. The 2nd floor lounge is outfitted with 3 computer stations, where guests can avail of complimentary WIFI access, flat-screen television entertainment, an array of lifestyle and business magazines as well as newspapers and board games. The hotel offers a 10,000-square meter convention center, which is the largest convention center in the Visayas and Mindanao, and is designed to adapt to multiple types of events. The convention center is equipped with 10 function rooms, 2 executive board rooms, and 2 Grand Ballrooms, each seating 4,000 people. It has played host to a myriad of national as well as regional events, conventions and conferences.

Waterfront Cebu City Hotel and Casino operates 9 F&B outlets, including a hotel coffees shop, a Japanese restaurant, an Italian restaurant and a poolside snack bar. The hotel has a fully functional business center paired with flat-screen computers, internet access and private boardrooms.

The intricately designed lobby was inspired based on two main objectives; first, to transform the existing single dimension grand lobby into a multi-dimensional lifestyle-concept space that will enhance the guests' experience when dining and lounging in the lobby; and second, to improve traffic patterns, through the construction of larger check-in areas and through maximizing the Lobby's three entrances. Waterfront Cebu City Hotel and Casino's massive, high-ceilinged lobby has always been its principal attraction in fact it is touted as the largest hotel lobby in Visayas-Mindanao area. Spanning 22 meters wide, 96 meters in long and 35 meters high and crisscrossed by hundreds of people each day, the hotel's grand lobby sets the whizzing pulse for the hotel and dictates its overall ambiance. Apart from improvements to the general structure of the lobby, the Lobby Lounge itself will offer an all-new dining and lounging experience, with newly-installed glass panels, semi-closing each side of the lounge. Fully-equipped bar areas have also been installed in the middle of each of the lounge's two sections, ensuring diners of more efficient and

prompt service. To enhance the overall guest experience, the hotel has put together additional features such as nightly entertainment from the city's top performers, and soulful afternoon music by soloists.

Among the hotel's newest pride comes in the form of delectable treats, introducing Lobby Lounge's new service concepts.

Afternoon Tea

Guests can now relive the splendor and grace of the old English days with the Lobby Lounge's Afternoon Tea offering. It is a tea and dessert concept created to give guests a whole new tea experience by giving emphasis on unique ways to enjoy a cup of tea. Guests can expect an array of snack choices to complement their tea selection. The Afternoon Tea comes with a choice of Traditional Afternoon Tea with a Local Twist or Chocolate Temptations. For each selection, guests may opt for tea, coffee or hot chocolate. Each selection also comes with a variety of snack options to go along with their choice of beverage.

Wine Dispenser

Guests can now take a sip of Lobby Lounge's extensive selection of wine. The wine dispenser is an innovative addition to the wining and dining experience at the hotel. It serves the purpose of allowing guests to select among an array of bottles, through tasting by the glass. This concept intends to give guests an opportunity to sample different wines in small amounts before deciding to order a full glass or bottle. Guests may test wines from the dispenser in three different amounts. This way, guests can choose the perfect wine fit for their palate. To enjoy the wine dispenser service, guests must avail of the Wine Card which comes in prepaid or postpaid.

To complement the Hotel's main lobby, a group check-in counter is constructed, dedicated solely to corporate and travel groups; a larger Duty Free shopping is also provided; and an additional Casino Filipino gaming space of 2,350 square meters is launched together with it. This will not only enhance the current lobby, but will also increase operational efficiency and add more exciting features for the hotel's customers.

□ *Waterfront Mactan Casino Hotel, Inc.*

Waterfront Mactan was incorporated on September 23, 1994 to manage and undertake operations of Waterfront Mactan Island Hotel and Casino (*WMIHC*). WMCHI has completed Phase I of Waterfront Mactan Island Hotel and Casino (*WMIHC*). It is located right across Mactan-Cebu International Airport, on a land area of approximately 3.2 hectares. The hotel features 164 rooms and suites, 6 food-and-beverage and entertainment outlets, with a total built-up area of 38,000 square meters. Equipped with one of the largest casinos in the Philippines, WMIHC has made Cebu the only city in Southeast Asia that offers casino facilities to transients while waiting for their flights. For future development is Phase II consisting of 200-guest rooms, which will be built depending on the demands of the market. It has recently improved its rooms by installing fax machines and Internet connections to cater to the needs of its guests. Additionally, the company has acquired the newest hospitality software in the industry, the **OPERA** Property Management System, which is designed to help run the hotel operations at a greater level of productivity and profitability. This was installed last January 14, 2003.

The hotel is conveniently located in front of the Mactan International and Domestic Airport, just a three-minute drive to the Industrial Zone, a fifteen-minute drive to the beaches of Mactan Island and just thirty minutes away from Cebu City's shopping and financial district.

Year 2016, the property extended the Annex parking to provide more slots for the guests.

□ *Davao Insular Hotel Company, Inc. or Waterfront Insular Hotel Davao, Inc*

Davao Insular Hotel Company Inc. was incorporated in the Philippines on July 3, 1959 to engage in the operation of hotel and related hotel businesses. The hotel is a 98% owned subsidiary of Waterfront Philippines, Incorporated and is operating under its trade name Waterfront Insular Hotel Davao. Waterfront Insular Hotel, the prestigious business hotel in a sprawling garden resort setting, is only five to ten minutes to the downtown area. Nestled along the picturesque Davao Gulf, its open air corridors provide a refreshing view of the hotel's beautifully landscaped tropical garden and the sea.

With a greater area than any other hotel facility in the city, it is unmatched in servicing large business meetings, conventions, and exhibit groups. The hotel consists of four low-rise buildings of 159 guestrooms and suites, 5 function rooms and 6 F&B outlets. Every room opens to a lanai overlooking a lush garden the blue waters of the Davao Gulf or a scenic coconut grove. Features included in the newly re-opened hotel are the 5 Gazebos located along the beach area. The hotel is every guest's gateway to the diverse, colorful and rich cultural heritage of Davao City.

On 2015, the property re-opens its gym with 48 square meters to continuously serve its guests and to ensure guests satisfaction.

Discover the rich cultural heritage of Davao which stems from the different groups and tribes that populated the area throughout its history and be astonished of artworks in the hotel lobby where it showcases pieces of artifacts featuring the various object d'art from the different tribes and historical.

□ *ACESITE (PHILS.) Hotel Corporation*

The principal property of the Company is a 22-storey building known as the Manila Pavilion Hotel located at the corner of United Nations Avenue and Maria Y. Orosa Street in Ermita, Manila. The Hotel has 337 guestrooms and suites that have individually controlled central air conditioning, private bathroom with bathtub and shower, multi-channel radio, color TV with cable channels and telecommunications facilities. It has 3 function rooms and one of this is Alcuaz which can accommodate 250-300 guests. The hotel has approximately 2,200 sq. meters of meeting/banquet/conference facilities, and also houses several restaurants, such as Seasons Café (coffee shop), the El Rey (bar & lounge) and the Patisserie (bakeshop and deli items). Other guest services and facilities include a chapel, swimming pool, gym, business center and a valet-service basement car park. Concessionaires and tenants include beauty salon, foot spa, photography services, transportation services, travel agency, flower shop and boutiques. In addition, Casino Filipino - Pavilion, owned and operated by PAGCOR, occupies part of the first, second, third, fourth and fifth floors (a total of 12,696.17 sq. m.) of the building.

The Company acquired 100% interest of CIMAR, a former subsidiary of Acesite Limited (BVI) or ALB, in October 2011. In July 2011, The Company and CIMAR executed a Memorandum of Agreement (MOA), which effectively settle all pending cases and controversies between the two parties. In fulfillment of all the terms and conditions of the MOA, CIMAR's stockholders including all their nominees, agreed to sign, sell, transfer and convey all existing shares of stocks of CIMAR to the Company.

Year 2015, Alcuaz function that can accommodate 250-300 guests was renovated and 111 rooms under superior room category were opened.

On March 18, 2018, a fire broke out in APHC's hotel property that damaged the lower floors of the main building as well as the podium building occupied by the casino area and restaurants that resulted to the suspension of its hotel operations. Based on the Fire Certification issued by the Bureau of Fire Protection - National Headquarters on April 23, 2018, the cause of the subject fire has been declared and classified as "accidental in nature". APHC incurred casualty losses due to damages on its inventories and hotel property. APHC has filed for property damage and business insurance claims. Further, in 2018, APHC has started the reconstruction and restoration of the main hotel and podium buildings.

❑ ***Waterfront Hotel Management Corporation (previously Waterfront Management Corp.)***

On October 01, 2014, the BOD approved the cessation of the Company's business operations. Consequently, the Company's activities were confined mainly to the collection of receivables, settlement of liabilities, and other administrative matters, while maintaining its status as non-operating entity seeking for other business opportunities.

❑ ***Mayo Bonanza, Inc.***

Mayo Bonanza, Incorporated (MBI), a 100% owned subsidiary of WPI was incorporated on November 24, 1995. On May 30, 2016, BOD approved the cessation of the Company's business operations effective July 01, 2016.

❑ ***Waterfront Entertainment Corporation***

WPI has successfully established the country's first ever integrated hotel reservations and booking system featuring a full-service, round-the-clock, 7 days a week Central Reservation Office. This service ranges from systems and solutions specializing in the operations hotel framework. It offers specialize hotel consultancy services to hotel owners, operators, brands, developers, lenders and investors with the support of hand-picked networks of experts covering all elements of the hotel or hospitality business within a global perspective.

❑ ***Waterfront Food Concepts, Inc.***

Waterfront Food Concepts, Inc. is a pastry business, catering to pastry requirements of Waterfront Cebu, Waterfront Mactan and other established coffee shops and food service channels outside the hotels. The property is located in the lobby level of Waterfront Cebu City Casino Hotel. It has started its operation on May of 2006. Its pastry products include cakes, cookies and sandwiches. The subsidiary has already catered most of the renowned coffee shops in the city of Cebu.

❑ ***Waterfront Wellness Group, Inc.***

This subsidiary is located in the Ground Level of Waterfront Cebu City Casino Hotel occupying 617.53 square meters. Formerly, W Citigyms and Wellness, Inc. is a fully equipped gym with specialized trainers and state of the art equipments. The gym offers variety of services from aerobic instructions to belly dancing, boxing, yoga classes and a lot more. It also has its own nutritionist/dietician. Its highly trained therapists perform massage and spa services to guests within the hotel. The management has plan of opening Citigyms in all its hotels.

❑ ***Grand Ilocandia Resort and Development, Inc.***

As of March 31, 2000, the Company carried its investments in GIRDI at cost since it intended to dispose such investment in the near future. In November 2000, GIRDI sold all of its property and equipment, inclusive of the hotel facilities and related operating assets and the investment in marketable securities.

❑ ***Waterfront Promotions Limited/Club Waterfront International Limited***

Waterfront Promotion Ltd. was incorporated on March 6, 1995, under and by virtue of the laws of Cayman Islands to act as the marketing arm for the international marketing and promotion of hotels and casinos under the trade name of Club Waterfront International Limited (CWIL). It is a wholly owned subsidiary of Waterfront Philippines, Inc., a domestic company..

The operations for Waterfront Promotions Limited, and likewise for Club Waterfront International Limited, had ceased for the year 2003 in March due to the bleak market.

Basis of Consolidation

The consolidated financial statements include the accounts of the Parent Company, as well as those of its subsidiaries enumerated in Note 1 to the consolidated financial statements.

Subsidiaries

Subsidiaries are entities controlled by the Group. The Group controls an entity if and only if, the Group is exposed to, or has rights to, variable returns from its involvement with the entity and has the ability to affect those returns through its power over the entity. The Group reassesses whether or not it controls an investee if facts and circumstances indicate that there are changes to one or more of the three elements of control.

The financial statements of the subsidiaries are prepared for the same reporting period as the Parent Company and are included in the consolidated financial statements from the date when control commences until the date when control ceases.

The accounting policies of subsidiaries are being aligned with the policies adopted by the Group.

Losses applicable to the NCI in a subsidiary are allocated to the NCI even if doing so causes the NCI to have a deficit balance.

Segment Reporting

An operating segment is a component of the Group that engages in business activities from which it may earn revenues and incur expenses, including revenues and expenses that relate to transactions with any of the Group's other components. All operating results are reviewed regularly by the Group's BOD, the chief operating decision maker of the Group, to make decisions about resources to be allocated to the segment and to assess its performance, and for which discrete financial information is available.

Segment results that are reported to the Group's BOD include items directly attributable to a segment as well as those that can be allocated on a reasonable basis. Unallocated items comprise mainly corporate assets, head office expenses and income tax assets and liabilities.

Segment capital expenditure is the total cost incurred during the year to acquire property and equipment.

The Group's businesses are operated and organized according to the nature of business provided, with each segment representing a strategic business unit, namely, the Hotel operations, Marketing operations and Corporate and Other Operations segments.

The Group's only reportable geographical segment is the Philippines.

Revenue Recognition

Revenue is recognized to the extent that it is probable that the economic benefits will flow to the Group and the revenue can be reliably measured. Income is measured at the fair value of the consideration received, net of trade discounts, rebates, and other sales taxes or duties. The following specific criteria must also be met before revenue is recognized:

Rooms

Room revenue is recognized based on actual occupancy.

Food and Beverage

Food and beverage revenue is recognized when orders are served and billed.

Rent and Related income

Rent and related income on leased areas of the Group's properties is accounted for on a straight-line basis over the term of the lease, except for cancellable leases which are recognized at amount collected or collectible based on the contract provision.

Other Revenues

Other revenues are recognized upon execution of service or when earned.

Interest Income

Interest income is recognized as it accrues using the effective interest method

1. Cash and Cash Equivalents

Cash in banks earn interest at the respective bank deposit rates. Short-term placements earn interest at annual average of 0.13% to 2.88% in 2020 and 2019 and have average maturities ranging from 30 to 35 days for both years.

2. Receivables

This account consists:

	June 2020	June 2019
Trade	335,570,264	552,796,217
Others	532,589,214	1,090,900,706
	868,159,478	1,643,696,923
Less allowance for doubtful accounts	(38,335,445)	(49,427,152)
Total	829,824,033	1,594,269,771

3. Inventories

This account consists of:

	June 2020	June 2019
Food and Beverage	12,926,630	11,636,572
Operating Supplies	9,253,440	10,306,658
Others	1,537,083	2,732,521
Total	23,717,152	24,675,750

4. Related Party Transactions

This represents interest bearing advances from TWGI and PRC. Non-interest bearing advances from PHES, AFS investment and notes receivable wherein the Group extended loans to ALEC (Acesite Leisure and Entertainment Corporation) at 4% per annum.

5. Accounts Payable and Accrued Expenses

This account consists of:

	June 2020	June 2019
Trade	311,469,010	320,333,622
Accrued Expenses	253,152,050	299,913,959
Others	1,988,258,660	1,443,085,106
Total	2,552,879,720	2,063,332,686

6. Loans Payable

This account consists of:

SSS Loan

SSS vs WPI. Et al civil case no. Q-04-52629 at regional trial court, Quezon City. On October 28, 1999, the Parent Company obtained a five-year term loan from SSS amounting to P375.00 million originally due on October 29, 2004. The SSS loan bears interest at the prevailing market rate plus 3% or 14.5% per annum, whichever is higher. Interest is repriced annually and is payable semi-annually. Initial interest payments are due 180 days from the date of the release of the proceeds of the loan. The repayment of the principal shall be based on eight (8) semi-annual payments, after a one-year grace period.

The SSS loan was availed to finance the completion of the facilities of WCCCHI. It was secured by a first mortgage over parcels of land owned by WII and by the assignment of 200 million common shares of the Parent Company owned by TWGI. The common shares assigned were placed in escrow

in the possession of an independent custodian mutually agreed upon by both parties.

On August 7, 2003, when the total loan obligation to SSS, including penalties and interest, amounted to P605.00 million, the Parent Company was considered in default with the payments of the loan obligations, thus, on the same date, SSS executed a foreclosure proceeding on the mortgaged parcels of land. The SSS's winning bid on the foreclosure sale amounting to P198.00 million was applied to penalties and interest amounting to P74.00 million and P124.00 million, respectively. In addition, the Parent Company accrued penalties charged by SSS amounting to P30.50 million covering the month of August until December 2003, and unpaid interest expense of P32.00 million.

The Parent Company, WII and TWGI were given the right to redeem the foreclosed property within one (1) year from October 17, 2003, the date of registration of the certificate of sale. The Parent Company recognized the proceeds of the foreclosure sale as its liability to WII and TWGI. The Parent Company, however, agreed with TWGI to offset this directly against its receivable from the latter. In August 2004, the redemption period for the Parent Company, WII and TWGI expired.

The remaining balance of the SSS loan is secured by the shares of stock of the Parent Company owned by TWGI and shares of stock of WII numbering 235 million and 80 million shares, respectively.

The Parent Company, at various instances, initiated negotiations with the SSS for restructuring of the loan but was not able to conclude a formal restructuring agreement.

On January 13, 2015, the RTC of Quezon City issued a decision declaring null and void the contract of loan and the related mortgages entered into by the Parent Company with SSS on the ground that the officers and the SSS are not authorized to enter the subject loan agreement. In the decision, the RTC of Quezon City directed the Company to return to SSS the principal amount of loan amounting to P375.00 million and directed the SSS to return to the Company and to its related parties titles and documents held by SSS as collaterals.

On January 22, 2016, SSS appealed with the CA assailing the RTC of Quezon City decision in favor of the Parent Company, et al. SSS filed its Appellant's Brief and the Parent Company filed a Motion for Extension of Time to file Appellee's Brief until May 16, 2016.

On May 16, 2016, the Parent Company filed its Appellee's Brief with the CA, furnishing the RTC of Quezon City and the Office of the Solicitor General with copies. SSS was given a period to reply but it did not file any.

On September 6, 2016, a resolution for possible settlement was received by the Parent Company from the CA. However, on February 7, 2017 a Notice to Appear dated December 7, 2016 was received by the Parent Company from the Philippine Mediation Center Unit - Court of Appeals (PMCU-CA) directing the Parent Company and SSS to appear in person and without counsel at the PMCU-CA on January 23, 2017 to choose their mediator and the date of initial mediation conference and to consider the possibility of settlement. Since the Notice to Appear was belatedly received, the parties were not able to appear before the PMCU-CA.

On February 27, 2017, a Second Notice to Appear issued by the PMCU-CA directing all parties to appear on February 27, 2017 at a specified time was received by the Parent Company only on February 27, 2017 after the specified time of the meeting. The Parent Company failed to appear.

On June 30, 2017, a resolution issued by the CA, resolved to submit the appeal for decision.

On August 30, 2019, the Court of Appeals rendered its Decision reversing and setting aside the Decision dated January 13, 2015 and Order dated May 11, 2015 rendered by the RTC of Quezon City.

On November 4, 2019, the counsel for the Parent Company, WPI and TWGI filed a petition for review with the SC. As at the date of the BOD's approval of the consolidated financial statements, the Parent Company is still awaiting Notice/Resolution from the SC on the Petition for Review.

Outstanding principal balance of the loan amounted to Php375 million as at December 31, 2019 and 2018. Interest expense related to the SSS loan recognized in the consolidated statement of profit or loss

and other comprehensive income amounted to 59.92 million in 2019 and Php60 million in both 2018 and 2017.

7. The earnings (loss) per share is computed as follows:

	June 2020	June 2019
Net Income (Loss)	105,718,805	187,585,315
Weighted Average Number of Shares Outstanding	2,498,991,753	2,498,991,753
Earnings (Loss) per share	0.042	0.075

There are no dilutive potential shares as of June 30, 2020 and 2019.

8. Lease Agreement with Philippine Amusement and Gaming Corporation ("PAGCOR')

The Parent Company, in behalf of WCCCHI and WMCHI, entered into lease agreements with PAGCOR. The lease agreement of WCCCHI with PAGCOR covered the Main Area (8,123.60 sq.m.), Slot Machine Expansion Area (883.38 sq.m.), Mezzanine (2,335 sq.m.) and 5th Floor Junket Area (2,336 sq.m.) for a total area of 13,677.98 sq.m. which commenced on March 3, 2011 and March 16, 2011, for the Main Area and Slot Machine Expansion Area, respectively. The lease agreement of WMCHI with PAGCOR covered the Main Area (4,076.24 sq.m.) and Chip Washing Area (1,076 sq.m.) for a total area of 5,152.24 sq.m. which was last renewed on March 21, 2011. Both leases expired on August 2, 2016. Thereafter, PAGCOR paid the WCCCHI and WMCHI rental on a month-to-month basis. The lease was renewed on February 15, 2018, for a period of 1 year. On May 29, 2019, the lease was further renewed until the year 2032.

APHC also has a lease agreement with PAGCOR covering the Main Area (7,093.05 sq.m.), Expansion Area A (2,130.36 sq.m.), Expansion Area B (3,069.92 sq.m.) and Air Handling Unit Area (402.84 sq.m.) for a total lease area of 12,696.17 sq.m. The lease agreement was last renewed on December 1, 2010 and expired on December 31, 2017. As at December 31, 2017, PAGCOR continued to operate a portion of the lease area on a month-to-month basis while completing its pullout from APHC. The month-to-month lease of PAGCOR effectively ended on March 18, 2018 due to the fire incident.

9. Other Lease Agreements

Group as Lessor

Lease Agreements with Concessionaires

WCCCHI, WMCHI, DIHCI and APHC have lease agreements with concessionaires for the commercial spaces available in their respective hotels. These agreements typically run for a period of less than one year, renewable upon the mutual agreement of the parties.

Rent revenue recognized as part of "Rent and related income" in profit or loss and amounted to P56.39 million, P85.29 million and P135.63 million in 2017, 2016 and 2015, respectively.

Group as Lessee

Land under Operating Lease

On September 15, 1994, Waterfront Hotel and Resort Sdn. Bhd. (WHR), a former related party, executed a lease contract (the Agreement) with Mactan Cebu International Airport Authority (MCIAA) for the lease of certain parcels of land where the hotels were constructed. On October 14, 1994, WHR assigned its rights and obligations under the MCIAA contracts to WCCCHI and WMCHI.

10. Commitments and Contingencies

The following are the significant commitments and contingencies involving the Group:

a. On November 10, 2008, the Parent Company received a preliminary assessment notice from the BIR for deficiency taxes for the taxable year 2006. On February 9, 2009, the Parent Company sent a protest letter to BIR contesting the said assessment. On February 18, 2009, the Regional Office of the BIR sent a letter to the Parent Company informing the latter that the docket was returned to Revenue District Office for reinvestigation and further verification.

On December 8, 2009, the Parent Company received BIR's Final Decision on Disputed Assessment for deficiency taxes for the 2006 taxable year. The final decision of the BIR seeks to collect deficiency assessments totaling to P3.30 million. However, on January 15, 2010, the Parent Company appealed the final decision of the BIR with the Court of Tax Appeals (CTA) on the grounds of lack of legal and factual bases in the issuance of the assessments.

In its decision promulgated on November 13, 2012, the CTA upheld the expanded withholding tax (EWT) assessment and cancelled the VAT and compromise penalty assessments. The Parent Company decided not to contest the EWT assessment. The BIR filed its motion for reconsideration (MR) on December 4, 2012 and on April 24, 2013, the Court issued its amended decision reinstating the VAT assessment. The Parent Company filed its MR on the amended decision that was denied by the CTA in its resolution promulgated on September 13, 2013.

The Parent Company appealed the case to the CTA sitting En Banc on October 21, 2013. The CTA En Banc decision promulgated on December 4, 2014 affirmed the VAT and EWT assessments. The EWT assessment was paid on March 3, 2013.

The CTA En Banc decision was appealed to the SC on February 5, 2015 covering the VAT assessment only. As at December 31, 2017, the Parent Company is still awaiting the SC's decision. Management and its legal counsels believe that the position of the Parent Company is sustainable, and accordingly, believe that the Parent Company does not have a present obligation (legal or constructive) with respect to the assessment.

**MANAGEMENT DISCUSSION AND ANALYSIS
OF FINANCIAL CONDITIONS AND RESULTS OF OPERATIONS**

Below are the results of operations of the Parent Company and its subsidiaries, for the period ending June 30, 2020 and 2019 together with its financial conditions as of the same period.

RESULTS OF OPERATIONS

	June 2020	June 2019
Revenues	702,739,151	948,256,639
Less: Costs and Expenses	462,901,138	565,756,423
Net Income (Loss) Before Fixed Financial and Other Charges	239,878,014	382,500,216
Less: Fixed Financial and Other Charges (Dep'n and Amort'n, and Interest)	139,002,197	186,872,494
Income (Loss) before Income Tax	100,835,817	195,627,722
Income Tax Expense (Benefit)	-	28,450,484
Income (Loss) before Share in Minority Interest	100,835,817	167,177,238
Share of Minority Interest	(4,882,989)	(20,408,078)
Net Income (Loss)	105,718,805	187,892,644
Earnings (loss) Per share	0.042	0.075

FINANCIAL CONDITION

	June 2020	June 2019
Assets		
Current assets	4,186,931,704	5,755,642,868
Non-current Assets	9,089,686,800	6,779,603,943
Total Assets	13,276,618,504	12,535,246,811
Liabilities and Stockholders' Equity		
Current Liabilities	3,229,217,427	4,118,802,918
Non-current Liabilities	2,592,053,784	2,301,254,034
Total Stockholders' Equity	6,696,599,683	5,407,182,884
Minority Interest	758,747,610	708,006,975
Total Liabilities and Stockholders' Equity	13,276,618,504	12,535,246,811

RESULTS OF OPERATIONS**Period ended June 30, 2020 compared to Period Ended June 30, 2019****Income Statement**

Hotels and other subsidiaries gross revenues for the 2nd quarter of 2020 and 2019 are Php 703 million and Php 948 million respectively, a decrease of 26% from last year. Costs and expenses for all properties decreased by 18% as compared from last year.

*Seasonality or Cyclicity of Interim Operations***1ST QUARTER**

The occupancy for the two (2) hotels, WCCCHI and WMCHI, are high during the months of January and February because of the celebration of the Feast of Sto. Niño better, renowned as the "Sinulog" as well as the celebration of the Chinese New Year. Many visitors come to Cebu during this time just to witness and participate in the festivities. Sinulog is one of the city's main pull for tourists as well as other locals. The celebration of the Chinese New Year also added to the Company's revenues. As we all know, the country is full of Chinese nationalities and businessmen and celebrating their New Year would really be an advantage to the hotels in terms of revenues.

2nd QUARTER

The beginning of this quarter saw quite a downturn as the COVID-19 pandemic struck, severely affecting the occupancy and volume of revenue for all three properties. With most of the country at a standstill, the properties still managed to gain revenue from BPO Companies who were the primary clientele being housed by the three properties.

TOP FIVE (5) PERFORMANCE INDICATORS

	June 2020	June 2019
Occupancy Percentage	54%	86%
Average Room Rates	3,071	2,791
Food Covers	176,206	570,947
Average Food Checks	467.77	419
Average Food Costs	36%	37%

Occupancy Percentage

The occupancy percentage is down by 32% as compared to 2nd quarter of last year. Occupancy percentage is computed by dividing the total number of rooms sold over the total number of rooms available for sale.

Average Room Rate

Average room rate is 10% higher as compared from last year. Average room rate is computed by dividing the net rooms revenue over the total number of rooms sold.

Food Covers

Food covers this quarter decreased by 69% compared to the 2nd quarter of last year. Food covers pertains to the number of guests that availed of the restaurants services.

Average Food Check

The average food check or average consumption per guest this quarter increased by 12% compared to the 2nd quarter of last year. Average Food Check is derived by dividing the total food and beverage revenue by total food covers.

Average Food Cost

The average food costs increased by 1% compared to last year's figures. Average Food Cost is computed by dividing the total food and beverage revenue by total food cost.

Revenues and Earnings per Share

Revenues decreased by 26%, Php 703 million for the 2nd quarter of 2020 and Php 948 million of the same quarter last year and operating expenses decreased by 18%.

GOP is at 239.84 million for the year 2020 and Php 382.50 million in 2019.

Earnings per share this quarter is at Php 0.042 while same quarter last year was at Php 0.075.

Fixed Financial and Other Charges

Total fixed financial and other charges, Php 139.002 million, reflecting a decrease of 26% from the previous year's PHP 186.87 million.

This account includes the depreciation and interest expense from SSS Loan.

FINANCIAL CONDITION

Cash and Cash Equivalents

Cash and cash equivalents as of the 2nd quarter of this year is at Php 675.248 million, lower by Php 324.099 million from last year.

Receivables

Receivables for the period decreased from Php 1.59 billion of 2nd quarter last year to Php 829.82 million this year.

Notes Receivable

The Group extended loans to Acesite Leisure and Entertainment Corporation (ALEC) and bear interest at 4% per annum. The loan is guaranteed by another entity in behalf of ALEC.

Insurance Receivable

On March 18, 2018, a fire broke out at the hotel of Acesite (Phils.) Hotel Inc. damaging several floors, casinos and restaurants. Operations have been suspended since then. The Hotel has insurance coverage to answer for the damages sustained. It is expected that operations will continue after damages are repaired.

Inventories

Inventory this year showed a decrease of 4%.

Due from related parties-current portion

This account decreased by 16% from last year's 2nd quarter. This represents interest bearing advances from TWGI and PRC. Non-interest bearing advances from PHES and AFS investment. Notes receivable wherein the Group extended loans to ALEC (Acesite Leisure and Entertainment Corporation) at 4% per annum.

Due from related parties-noncurrent portion

Crisanta Realty at a rate of two percent (2%) per annum is classified as non-current due in 5 years.

Property, Plant and Equipment

The account increased by 24% or Php 489.55 billion from last year. Significant increase was due to the increase in value per appraisal.

Loans Payable - current

The account increased by Php 275 million this year pertaining to the current portion of the bank loan. A portion of this account also represents a loan with Social Security System.

Key Variable and Other Qualitative and Quantitative Factors:

- a. Any known Trends, Events or Uncertainties-(material impact on liquidity)-NONE
- b. There are no events that will trigger direct or contingent financial obligation that is material to the company, including any default or acceleration of an obligation.
- c. There are no material off-balance sheet transactions, arrangements, obligations (including, contingent obligations), and other relationships of the company with unconsolidated entities or other persons created during the reporting period.
- d. There are no material commitments for capital expenditures, general purpose of such commitments, expected sources of funds for such expenditures.
- e. From continuing operations, the Company is not exposed to any significant elements of income or loss except for those already affecting profit or loss.
- f. There are no significant elements of income or loss that did not arise from the issuer's continuing operations other than those already affecting profit or loss.

Risk Management Structure

The BOD is mainly responsible for the overall risk management approach and for the approval of risk strategies and principles of the Group. It also has the overall responsibility for the development of risk strategies, principles, frameworks, policies and limits. It establishes a forum of discussion of the Group's approach to risk issues in order to make relevant decisions.

Risk Management Committee

Risk management committee is responsible for the comprehensive monitoring, evaluation and analysis of the Group's risks in line with the policies and limits set by the BOD.

Financial Risk Management Objectives and Policies

The Group's principal financial instruments comprise of cash and cash equivalents, receivables, due from related parties, AFS investment, accounts payable and accrued expenses (except for local taxes and output VAT, withholding taxes and deferred income), other current liabilities, loans payable, and other noncurrent liabilities. These financial instruments arise directly from operations.

The main risks arising from the financial instruments of the Group are credit risk, liquidity risk and market risk. There has been no change to the Group's exposure to risks or the manner in which it manages and measures the risks in prior financial year. The Group's management reviews and approves policies for managing each of these risks.

Credit Risk

Credit risk is the risk of financial loss to the Group if a customer or counterparty to a financial instrument fails to meet its contractual obligations, and arises principally from the Group's cash in banks, receivables and advances to related parties. The Group has established a credit policy under which each new customer is analyzed individually for creditworthiness before the Group's standard payment and delivery terms and conditions are offered. The Group's review includes external ratings, if they are available, financial statements, credit agency information, industry information, and in some cases bank references.

The Group limits its exposure to credit risk by establishing credit limits and maximum payment period for each customer, reviewing outstanding balances to minimize transactions with customers in industries experiencing particular economic volatility.

With respect to credit risk from other financial assets of the Group, which mainly comprise of due from related parties, the exposure of the Group to credit risk arises from the default of the counterparty, with a maximum exposure equal to the carrying amount of these instruments.

There is no other significant concentration of credit risk in the Group.

Liquidity Risk

Liquidity risk is the risk that the Group will not be able to meet its financial obligations as they fall due.

The Group monitors and maintains a level of cash deemed adequate by the management to finance the Group's operation and mitigate the effects of fluctuations in cash flows. Additional short-term

funding is obtained through related party advances and from bank loans, when necessary.

Ultimate responsibility for liquidity risk management rests with the BOD, which has established an appropriate liquidity risk management framework for the management of the Group's short, medium and long-term funding and liquidity management requirements. The Group manages liquidity risk by maintaining adequate reserves, by continuously monitoring forecast and actual cash flows and matching the maturity profiles of financial assets and liabilities. For the Group's short-term funding, the Group's policy is to ensure that there are sufficient working capital inflows to match repayments of short-term debt.

Market Risk

Market risk is the risk that the fair value or cash flows of a financial instrument of the Group will fluctuate due to change in market prices. Market risk reflects interest rate risk, currency risk and other price risks.

Since the Group's loan in U.S. dollar had been fully paid in March 2016, the Group is not anymore significantly exposed to changes in foreign currency exchange rates.

Interest Rate Risk

Cash flow interest rate risk is the risk that the future cash flow of the financial instruments will fluctuate because of the changes in market interest rates. Fair value interest rate risk is the risk that the fair value of a financial instrument will fluctuate due to changes in market interest rates.

The Group's financial instrument that is exposed to interest risk is the interest-bearing funds made available by the Parent Company to WCCCHI to finance the construction of the Cebu City Hotel Project. Such funds were substantially sourced from a P375 million loan from SSS, as well as the stock rights offering of the Parent Company. The Parent Company is charging WCCCHI on the related interests and penalties on the contention that the latter benefited from the proceeds of the SSS loan

Equity Price Risk

Equity price risk is the risk that fair value of future cash flows of a financial instrument will fluctuate because of changes in market prices (other than those arising from interest rate risk or currency risk), whether those changes are caused by factors specific to the individual financial instrument or its issuer, or factors affecting all similar financial instruments traded in the market.

The Group is exposed to equity price risk because of its investment in shares of stock of WII which are listed in the PSE totaling to 86,710,000 shares as at December 31, 2017 and 2016.

The Group monitors the changes in the price of the shares of stock of WII. In managing its price risk, the Group disposes of existing or acquires additional shares based on the economic conditions.

Fair Value of Financial Assets and Liabilities

The carrying amount of cash and cash equivalents, receivables, current portion of due from related parties, accounts payable and accrued expenses and other current liabilities approximate their fair values due to the short-term maturity of these instruments.

The fair value of interest-bearing due from related parties and loans payable is based on the discounted value of expected future cash flows using the applicable market rates for similar types of instruments as of the reporting date, thus, the carrying amount approximates fair value.

The fair value of AFS investment was determined using the closing market price of the investment listed on the PSE as of December 31, 2017 and 2016.

Capital Management

The primary objective of the Group's capital management is to ensure its ability to continue as a going concern and that it maintains a strong credit rating and healthy capital ratios in order to support its business and maximize shareholder value. Capital is defined as the invested money or invested purchasing power, the net assets or equity of the entity. The Group's overall strategy remains unchanged from 2017 and 2016.

The Group manages its capital structure and makes adjustments to it, in light of changes in economic conditions. To maintain or adjust the capital structure, the Group may adjust the dividend payment to

shareholders, return capital to shareholders or issue new shares. No changes were made in the objectives, policies or processes in 2017 and 2016. For purposes of the Group's capital management, capital includes all equity items that are presented in the consolidated statement of changes in equity.

The Group is not subject to externally-imposed capital requirements.

WATERFRONT PHILIPPINES, INCORPORATED AND SUBSIDIARIES
SCHEDULE OF AGING OF ACCOUNTS RECEIVABLE FOR SEC REPORTING
As of June 30, 2020

Trade Receivables	0-30 days	31-60 days	61-90 days	91-120 days	121 days over	Total
Waterfront Cebu City Casino Hotel Inc.	4,808,113.32	370,809.84	373,737.85	5,128,826.45	51,491,110.94	62,172,598.40
Waterfront Airport Hotel and Casino	2,438,060.70	286,568.76	100,203.48	55,090.56	28,272,584.38	31,152,507.88
Waterfront Insular Hotel Davao	448,622.12	3,705.96	3,746.20	440,609.33	5,164,206.69	6,060,890.30
Manila Pavilion Hotel					20,742,139.39	20,742,139.39
Total	7,694,796.14	661,084.56	477,687.53	5,624,526.34	105,670,041.40	120,128,135.97

Certification

I, **RICHARD L. RICARDO**, Compliance Officer of **Waterfront Philippines, Inc.** with SEC registration number **AS0948678** with principal office at 1 Salinas Drive, Lahug, Cebu City, on oath state:

- 1) That on behalf of **WATERFRONT PHILIPPINES, INC.**, I have caused this to be prepared;
- 2) That I read and understood its contents which are true and correct of my own personal knowledge and/or based on true records;
- 3) That the company **WATERFRONT PHILIPPINES, INC.** will comply with the requirements set forth in SEC Notice for a complete and official submission of reports and/or documents through electronic mail; and
- 4) That I am fully aware that documents filed online which requires pre-evaluation and/or processing fee shall be considered complete and officially received only upon payment of a filing fee.

IN WITNESS WHEREOF, I have hereunto set my hand this 11 AUG day of _____, 20____.

QUEZON CITY


RICHARD L. RICARDO
Affiant

SUBSCRIBED AND SWORN to before me this 11 AUG 2020 day of _____, 20____.

NOTARY PUBLIC

Doc. No. 477
PAGE NO. 96
BOOK NO. VIII
COPIES OF. 2000

ATTY. JOSE FLOREO P. CRISOLOGO
NOTARY PUBLIC
Adm. Matter No. NP-023 (2020-2021)
PTR No. 9270054-C / Jan. 2, 2020 / Q.C.
MCLE Compliance No. VI-0017262
IBP Lifetime No. LRN 03688 / Q.C.
Attorney Rolli No. 49462
TIN No. 111-979-403
Add: No. 31 Commonwealth Ave.

Certification

I, RICHARD RICARDO, Compliance Officer of Waterfront Philippines, Inc. with SEC registration number AS0948678 with principal office at 1 Salinas Drive, Lahug, Cebu City, on oath state:

- 1) That on behalf of WATERFRONT PHILIPPINES, INC., I have caused this SEC FORM 17-Q – First Quarterly Report to be prepared;
- 2) That I read and understood its contents which are true and correct of my own personal knowledge and/or based on true records;
- 3) That the company WATERFRONT PHILIPPINES, INC. will comply with the requirements set forth in SEC Notice for a complete and official submission of reports and/or documents through electronic mail; and
- 4) That I am fully aware that documents filed online which requires pre-evaluation and/or processing fee shall be considered complete and officially received only upon payment of a filing fee.


IN WITNESS WHEREOF, I have hereunto set my hand this _____ day of
29 JUN 2020, 20_____.


RICHARD RICARDO
Affiant

SUBSCRIBED AND SWORN to before me this _____ day of 29 JUN 2020, 20_____.

NOTARY PUBLIC

DOC. NO. 146 ;
PAGE NO. 30 ;
BOOK NO. 11 ;
SERIES OF 2020 .


ATTY. GILBERTO B. PASIMANERO
Notary Public Until Dec. 31, 2021
Notarial Commission No. 2020-030
IBP# 092831 Pasig - 10-7-2019
PTR# Mia 9112245-1-02-2020
Roll# 25473, TIN# 103-098-346
MCLE Comed. No. 17-061143

COVER SHEET

A S 0 9 4 - 8 6 7 8
SEC Registration Number

W A T E R F R O N T P H I L I P P I N E S , I N C .

(Company's Full Name)

N O . 1 W A T E R F R O N T D R I V E
O F F S A L I N A S D R I V E L A H U G
C E B U C I T Y

(Business Address : No. Street City / Town / Province)

MS. IRISH CHARA LAWAS

Contact Person

(02) 559-0130

Company Telephone Number

1 2

3 1

Month Day

SEC 17 - Q1

FORM TYPE

0 9 2 3

Month Day
Annual Meeting

Secondary License Type, If Applicable

Dept. Requiring this Doc.

Amended Articles Number/Section

436

Total No. of Stockholders

Total Amount of Borrowings

Domestic

Foreign

To be accomplished by SEC Personnel concerned

File Number

LCU

Document I.D.

Cashier

STAMPS

Remarks = pls. use black ink for scanning purposes

SECURITIES AND EXCHANGE COMMISSION
FORM 17-Q

**QUARTERLY REPORT PURSUANT TO SECTION 17 OF THE SECURITIES
REGULATION CODE AND SRC RULE 17(2)(b) THEREUNDER**

1. For the quarterly period ended

March 31, 2020

2. SEC Identification Number

AS0948678

3. BIR Tax Identification No.

D80003978254NV

4. Exact name of issuer as specified in its charter

WATERFRONT PHILIPPINES, INC.

5. Province, country or other jurisdiction of incorporation or organization

PHILIPPINES

6. Industry Classification Code (SEC Use Only)

7. Address of principal office

NO. 1 WATERFRONT DRIVE, OFF SALINAS DRIVE, LAHUG, CEBU
CITY Postal Code 6000

8. Issuer's telephone number, including area code

032-2326888

9. Former name or former address, and former fiscal year, if changed since last report

NOT APPLICABLE

10. Securities registered pursuant to Sections 8 and 12 of the SRC or Sections 4 and 8 of the RSA

Title of Each Class	Number of Shares of Common Stock Outstanding and Amount of Debt Outstanding
COMMON SHARES - P1.00 PAR VALUE	2,498,991,753

11. Are any or all of registrant's securities listed on a Stock Exchange?

Yes

No

If yes, state the name of such stock exchange and the classes of securities listed therein:

THE PHILIPPINE STOCK EXCHANGE

12. Indicate by check mark whether the registrant:

(a) has filed all reports required to be filed by Section 17 of the SRC and SRC Rule 17 thereunder or Sections 11 of the RSA and RSA Rule 11(a)-1 thereunder, and Sections 26 and 141 of the Corporation Code of the Philippines, during the preceding twelve (12) months (or for such shorter period that the registrant was required to file such reports)

Yes

No

(b) has been subject to such filing requirements for the past ninety (90) days

Yes

No

The Exchange does not warrant and holds no responsibility for the veracity of the facts and representations contained in all corporate disclosures, including financial reports. All data contained herein are prepared and submitted by the disclosing party to the Exchange, and are disseminated solely for purposes of information. Any questions on the data contained herein should be addressed directly to the Corporate Information Officer of the disclosing party.

Waterfront Philippines, Incorporated

**PSE Disclosure Form 17-2 - Quarterly Report References: SRC Rule 17
and
Sections 17.2 and 17.8 of the Revised Disclosure Rules**

For the period ended	March 31, 2020	
Currency (indicate units, if applicable)	PESO	
Balance Sheet		
	Period Ended	Calendar Year Ended (Audited)
	March 31, 2020	Dec 31, 2019
Current Assets	4,300,053,815	4,159,925,990
Total Assets	12,731,471,335	13,030,880,275
Current Liabilities	2,797,567,466	2,884,137,552

Total Liabilities	5,193,753,754	5,674,129,079
Retained Earnings/(Deficit)	651,128,376	515,575,652
Stockholders' Equity	7,537,717,581	7,356,751,196
Stockholders' Equity - Parent	6,740,879,419	6,590,880,878
Book Value per Share	2.70	2.64

Income Statement				
	Current Year (3 Months)	Previous Year (3 Months)	Current Year-To-Date	Previous Year-To-Date
Operating Revenue	380,707,022.99	462,573,872	380,707,022.99	462,573,872
Other Revenue	78,630,392	7,769,084	78,630,392	7,769,084
Gross Revenue	459,337,415	470,342,956	459,337,415	470,342,956
Operating Expense	232,241,889	255,351,366	232,241,889	255,351,366
Other Expense	163,905,110	99,108,013	163,905,110	99,108,013
Gross Expense	396,147,000	354,459,379	396,147,000	354,459,379
Net Income/(Loss) Before Tax	63,190,415	115,883,577	63,190,415	115,883,577
Income Tax Expense	0.00	0.00	0.00	0.00
Net Income/(Loss) After Tax	63,190,415	115,883,577	63,190,415	115,883,577
Net Income Attributable to Parent Equity Holder	75,245,124	130,971,969	75,245,124	130,971,969
Earnings/(Loss) Per Share (Basic)	0.030	0.052	0.030	0.052
Earnings/(Loss) Per Share (Diluted)	0.030	0.052	0.030	0.052

	Current Year (Trailing 12 months)	Previous Year (Trailing 12 months)
Earnings/(Loss) Per Share (Basic)	0.153	0.052
Earnings/(Loss) Per Share (Diluted)	0.153	0.052

Financial Ratios

	Formula	Current Year March 31, 2020	Previous Year March 31, 2019
Liquidity Analysis Ratios:			
Current Ratio or Working Capital Ratio	Current Assets / Current Liabilities	1.705	1.83
Quick Ratio	(Current Assets - Inventory - Prepayments) / Current Liabilities	1.569	1.48
Solvency Ratio	Total Assets / Total Liabilities	2.451	2.02
Financial Leverage Ratios			
Debt Ratio	Total Debt / Total Assets	0.408	0.49
Debt-to-Equity Ratio	Total Debt / Total Stockholders' Equity	0.770	0.98
Interest Coverage	Earnings Before Interest and Taxes (EBIT) / Interest Charges	1.079	5.51
Asset to Equity Ratio	Total Assets / Total Stockholders' Equity	1.889	1.98
Profitability Ratios			
Gross Profit Margin	Sales - Cost of Goods Sold or Cost of service / Sales	0.494	0.46
Net Profit Margin	Net Profit / Sales	0.138	0.25
Return on Assets	Net Income / Total Assets	0.005	0.01
Return on Equity	Net Income / Total Stockholders' Equity	0.008	0.02
Price / Earnings Ratio	Price Per Share / Earnings Per Common Share	0.026	0.052

PART I—FINANCIAL INFORMATION

Item 1. Financial Statements.

Please refer to Annex A.

Item 2. Management's Discussion and Analysis of Financial Condition and Results of Operations.

Please refer to Annex B.


PART II—OTHER INFORMATION

NONE

SIGNATURES

Pursuant to the requirements of the Securities Regulation Code, the issuer has duly caused this report to be signed on its behalf by the undersigned thereunto duly authorized.

Registrant: Waterfront Philippines, Inc.
Issuer Atty.


Signature and Title ATTY. ARSENIO ALFILER JR.
Assistant Corporate Secretary

Date 06/29/2020


Signature and Title MR. RICHARD RICARDO
Compliance Officer

Date 06/29/2020

WATERFRONT PHILIPPINES, INCORPORATED AND SUBSIDIARIES
CONSOLIDATED STATEMENTS OF FINANCIAL POSITION
As of March 31, 2020

Annex A
Page 1 of 4

	Unaudited	Unaudited	Audited
	March 31, 2020	March 31, 2019	December 31, 2019
ASSETS			
Current Assets			
Cash and cash equivalents	729,810,089	678,510,306	675,355,640
Receivables - net	659,991,900	1,139,622,946	588,509,192
Notes receivable	94,322,042	120,273,728	235,728,850
Insurance receivable	-	-	-
Inventories	28,212,728	27,032,353	30,442,158
Due from related parties - current portion	2,474,921,716	3,959,082,175	2,425,338,356
Prepaid expenses and other current assets	312,795,340	248,185,084	204,551,794
Total Current Assets	4,300,053,815	6,172,706,592	4,159,925,990
Noncurrent Assets			
	-	-	-
Due from related parties - noncurrent portion	830,650,008	356,003,499	1,130,375,000
Right-of-use assets-net	-	-	125,959,870
Property and equipment - net	6,617,313,773	5,073,419,358	6,617,313,773
Equity Securities - at fair value through other comprehensive income	17,827,920	-	17,827,920
Deferred tax assets	124,547,808	41,258,062	239,295,050
Other noncurrent assets	841,078,011	359,580,906	740,182,672
Total Noncurrent Assets	8,431,417,520	5,830,261,825	8,870,954,285
	12,731,471,335	12,002,968,417	13,030,880,275
LIABILITIES AND EQUITY			
Current Liabilities			
Accounts payable and accrued expenses	2,081,566,485	2,841,426,393	2,135,561,140
Loans payable - current portion	651,000,000	376,000,000	650,000,000
Income tax payable	11,673,201	46,951	50,875,852
Contract payable	-	-	-
Provisions	30,284,990	12,627,453	-
Other current liabilities	23,042,790	141,814,117	47,700,560
Total Current Liabilities	2,797,567,466	3,371,914,914	2,884,137,552
Noncurrent Liabilities			
Loans payable - noncurrent portion	844,148,936	1,168,085,107	890,425,532
Deferred tax liabilities	1,026,213,790	734,446,886	1,438,555,445
Retirement benefits liability	-	16,123,667	-
Other noncurrent liabilities	525,823,562	643,334,184	461,010,550
Total Noncurrent Liabilities	2,396,186,288	2,561,989,844	2,789,991,527
Total Liabilities	5,193,753,754	5,933,904,758	5,674,129,079
Equity Attributable to Equity Holders of the Parent Company			
Capital stock	2,498,991,753	2,498,991,753	2,498,991,753
Additional paid-in capital	706,364,357	706,364,357	706,364,357
Revaluation surplus in property and equipment	2,704,177,114	1,834,710,345	2,704,177,114
Foreign currency translation adjustment	54,703,530	47,004,278	54,703,530
Fair value reserve	2,932,577	5,105,963	2,932,577
Retirement benefits reserve	122,581,712	113,635,221	108,135,895
Earnings/(Deficit)	-	-	-
Appropriated	-	-	-
Unappropriated	651,128,376	144,757,621	515,575,652
Total Equity Attributable to Equity Holders of the Parent Company	6,740,879,419	5,350,569,538	6,590,880,878
Non-controlling Interest	796,838,162	718,494,121	765,870,318
	12,731,471,335	12,002,968,417	13,030,880,275

See Notes to the Consolidated Financial Statements.

WATERFRONT PHILIPPINES, INCORPORATED AND SUBSIDIARIES
CONSOLIDATED STATEMENTS OF COMPREHENSIVE INCOME
As of March 31, 2020

Annex A
Page 2 of 4

	Unaudited	Unaudited	Audited
	March 31, 2020	March 31, 2019	December 31, 2019
REVENUES			
Hotel	290,067,049.24	406,979,701	1,393,162,019
Nonhotel	90,639,974	55,594,171	510,653,504
Interest and other income	78,630,392	7,769,084	35,974,882
	459,337,415	470,342,956	1,939,790,405
COSTS AND EXPENSES			
Cost of sales			
Hotel	131,211,159	195,709,876	933,415,873
Nonhotel	101,030,730	59,641,490	443,006,419
	232,241,889	255,351,366	1,376,422,292
	227,095,526	214,991,590	563,368,113
OTHER EXPENSES (INCOME)			
Depreciation and amortization	37,678,210	49,757,960	233,848,916
Interest expense	30,400,778	17,808,750	200,945,037
Penalties and other charges	-	-	-
Impairment losses, bad debts written off and provisions	-	-	73,356,032
Casualty losses	-	-	-
Interest income	-	-	-
Foreign exchange losses (gains) - net	-	-	5,914,510
Others - net	95,826,123	31,541,303	(526,247,873)
	163,905,110	99,108,013	(12,183,378)
INCOME (LOSS) BEFORE INCOME TAX	63,190,415	115,883,577	575,551,491
INCOME TAX EXPENSE (BENEFIT)	-	-	141,147,012
NET INCOME (LOSS)	63,190,415	115,883,578	434,404,479
OTHER COMPREHENSIVE INCOME			
Appraisal on increase on property and equipment	-	-	1,389,405,337
Foreign currency translation differences for foreign operations	-	-	7,699,252
Actuarial gains on defined benefit plan	-	-	12,913,568
Net change in fair value of AFS investment	-	-	(3,901,950)
Deferred tax effect	-	-	(420,695,671)
	-	-	985,420,536
TOTAL COMPREHENSIVE INCOME (LOSS)	63,190,415	115,883,578	1,419,825,015

Forward

	2020	2019	2018
Net income/(loss) attributable to:			
Equity holders of the Parent Company	75,245,124	130,971,969	402,990,162
Non-controlling interest	(12,054,709)	(15,088,391)	31,414,317
	63,190,415	115,883,578	434,404,479
Total comprehensive income (loss) attributable to:			
Equity holders of the Parent Company	75,245,124	130,971,969	1,383,009,670
Non-controlling interest	(12,054,709)	(15,088,391)	36,815,345
	63,190,415	115,883,578	1,419,825,015
EARNINGS PER SHARE - Basic and Diluted	0.030	0.052	0.161

See Notes to the Consolidated Financial Statements.

WATERFRONT PHILIPPINES, INCORPORATED AND SUBSIDIARIES
CONSOLIDATED STATEMENTS OF CHANGES IN EQUITY
As of March 31, 2020

Annex A
Page 3 of 4

	Unaudited March 31, 2020	Unaudited March 31, 2019	Audited December 31, 2019
EQUITY ATTRIBUTABLE TO EQUITY HOLDERS OF THE PARENT COMPANY			
Capital stock - P1 par value per share	2,498,991,753	2,498,991,753	2,498,991,753
Additional Paid-in Capital	706,364,357	706,364,357	706,364,357
Revaluation Surplus in Property and Equipment			
Balance at beginning of year	2,704,177,114	1,834,710,345	1,834,710,345
Other comprehensive income - net of income tax effect	-	-	968,266,607
Derecognition of land held under finance lease due to acquisition of a subsidiary	-	-	-
Transfer of revaluation surplus absorbed through depreciation for the year - net of income tax effect	-	-	(98,799,838)
Balance at end of year	2,704,177,114	1,834,710,345	2,704,177,114
Unrealized Valuation Gain (Loss) on AFS Investments			
Balance at beginning of year	-	-	-
Valuation loss taken into equity during the year	-	-	-
Change in equity ownership of non-controlling interest in a subsidiary	-	-	-
Balance at end of year	-	-	-
Foreign Currency Translation Adjustment			
Balance at beginning of year	54,703,530	47,004,278	47,004,278
Other comprehensive income - net of income tax effect	-	-	7,699,252
Balance at end of year	54,703,530	47,004,278	54,703,530
Deficit			
Appropriation for renovation and business expansion	-	-	-
Unappropriated	-	-	-
Balance at beginning of year	515,575,652	13,785,652	13,785,652
Transfer of revaluation surplus absorbed through depreciation for the year - net of income tax effect	-	-	98,799,838
Change in retirement benefits reserve	-	-	-
Net income for the year	135,552,724	130,971,969	402,990,162
Balance at end of year	651,128,376	144,757,621	515,575,652
Total deficit	651,128,376	144,757,621	515,575,652
	6,615,365,130	5,231,828,354	6,479,812,406
Fair value reserve, beginning of the year	2,932,577	5,105,963	5,105,963
Other comprehensive income-net tax effect	-	-	(2,173,386)
Total fair value reserve	2,932,577	5,105,963	2,932,577
Retirement benefits reserve, beginning of the year	108,135,895	101,908,860	101,908,860
Other comprehensive income-net tax effect	14,445,817	11,726,361	6,227,035
Total retirement benefits reserve	122,581,712	113,635,221	108,135,895
	6,740,879,419	5,350,569,538	6,590,880,878
NON-CONTROLLING INTEREST			
Balance at beginning of year	765,870,318	729,054,973	729,054,973
Derecognition related to land due to recession of finance lease	-	-	-
Change in equity ownership of non-controlling interest in a subsidiary	-	-	-
Valuation loss on AFS investments taken into equity during the year	43,022,553	4,527,539	-
Reacquisition of APHC shares	-	-	-
Other comprehensive income - net of income tax effect	-	-	5,401,028
Net income/(loss) for the year	(12,054,709)	(15,088,391)	31,414,317
Balance at end of year	796,838,162	718,494,121	765,870,318
	7,537,717,581	6,069,063,659	7,356,751,196

See Notes to the Consolidated Financial Statements.

WATERFRONT PHILIPPINES, INCORPORATED AND SUBSIDIARIES
CONSOLIDATED STATEMENTS OF CASH FLOWS
As of March 31, 2020

Annex A
Page 4 of 4

	Unaudited	Unaudited	Audited
	March 31, 2020	March 31, 2019	December 31, 2019
CASH FLOWS FROM OPERATING ACTIVITIES			
Loss before income tax	63,190,416	115,883,579	575,551,491
Adjustments for:			
Depreciation and amortization	37,678,210	49,757,960	233,848,916
Interest expense	30,400,778	17,808,750	200,945,037
Loss on sale on acesite shares	-	-	-
Retirement benefit costs	19,442,076	16,123,667	7,551,068
Provisions	(30,284,990)	(12,627,453)	-
Unrealized foreign exchange loss (gain)	-	-	13,609,982
Penalties and other charges	-	-	-
(Gain from insurance claims) casualty losses - net	-	-	(234,090,174)
Impairment losses	-	-	73,356,032
Interest income	(78,630,392)	(7,769,084)	(285,332,328)
Operating income before working capital changes	41,796,098	179,177,419	585,440,024
Decrease (increase) in:			
Receivables	91,684,793	(444,440,402)	(249,989,290)
Inventories	2,229,430	(2,525,942)	(5,935,747)
Prepaid expenses and other current assets	(108,243,546)	(110,316,401)	(66,683,111)
Increase (decrease) in:			
Accounts payable and accrued expenses	(53,994,653)	(210,033,761)	440,591,352
Other current liabilities	24,657,770	431,622,505	(181,532,732)
Cash generated from operations	(1,870,109)	(156,516,582)	521,890,496
Interest received	78,630,392	7,769,084	12,507,699
Income taxes paid	39,202,651	(23,347,496)	(236,877,213)
Retirement plan contributions paid	-	-	(15,500,000)
Benefits paid	-	-	(9,447,376)
Interest paid	(30,400,778)	(17,808,750)	(119,783,910)
Net cash provided by operating activities	85,562,157	(189,903,744)	152,789,696
CASH FLOWS FROM INVESTING ACTIVITIES			
Acquisitions of property and equipment	(37,678,210)	(19,957,940)	(356,003,995)
Investment in a subsidiary	-	-	-
Due from related parties	(350,653,814)	(796,794,859)	101,453,719
Proceeds from insurance claims on property damage	-	-	431,250,000
Proceeds from sale of property and equipment	-	-	-
Notes Receivable	141,406,808	133,700,597	28,092,436
Changes in other non-current assets	632,383,441	212,604,198	(550,737,952)
Net cash used in investing activities	385,458,226	(470,448,004)	(345,945,792)
<i>Forward</i>			
	Unaudited	Unaudited	Audited
	March 31, 2020	March 31, 2019	December 31, 2019
CASH FLOWS FROM FINANCING ACTIVITIES			
(Increase)Decrease in loans payable	(47,276,596)	(894,085,107)	(277,659,575)
(Increase) Decrease in due from related parties	-	-	4,464,829
Increase (decrease) in other noncurrent liabilities	(369,289,338)	1,520,305,134	443,004,822
Payment of obligation under finance lease	-	-	(13,940,367)
Net cash provided by (used in) financing activities	(416,565,934)	626,220,027	155,869,709
INCREASE (DECREASE) IN TRANSLATION ADJUSTMENT FOR THE YEAR			
NET INCREASE (DECREASE) IN CASH AND CASH EQUIVALENTS	54,454,449	(34,131,721)	(37,286,387)
CASH AND CASH EQUIVALENTS AT BEGINNING OF YEAR	675,355,640	712,642,027	712,642,027
CASH AND CASH EQUIVALENTS AT END OF YEAR	729,810,089	678,510,306	675,355,640

See Notes to the Consolidated Financial Statements.

WATERFRONT PHILIPPINES, INCORPORATED AND SUBSIDIARIES
NOTES TO CONSOLIDATED FINANCIAL STATEMENTS

Organization and Status of the Business

Corporate Information

Waterfront Philippines, Incorporated (the Parent Company) was incorporated in the Philippines and registered with the Philippine Securities and Exchange Commission (SEC) on September 23, 1994. The Parent Company is 46%-owned by The Wellex Group, Inc. (TWGI), an entity registered and domiciled in the Philippines, which is listed in the Philippine Stock Exchange (PSE). The Parent Company holds equity interests in hotels and resorts, a fitness gym, entities engaged in the international marketing and promotion of casinos, manufacturing of pastries, and hotel management and operations.

The Parent Company and the following subsidiaries (collectively referred to as the Group) were incorporated in the Philippines, except for Waterfront Promotion Ltd. (WPL) and Club Waterfront International Limited (CWIL), which were registered in the Cayman Islands.

	Percentage of Ownership	
	Direct	Indirect
Hotels and Resorts		
Waterfront Cebu City Casino Hotel, Incorporated (WCCCHI)	100	-
Waterfront Mactan Casino Hotel, Incorporated (WMCHI)	100	-
Davao Insular Hotel Company, Inc. (DIHCI)	98	-
Acesite (Phils.) Hotel Corporation (APHC)	56	-
Grand Ilocandia Resort and Development, Inc. (GIRDI)	54	-
Real Estate		
CIMA Realty Phil., Inc. (CIMAR)	-	56*
Fitness Gym		
Waterfront Wellness Group, Inc. (WWGI)	100	-
International Marketing and Promotion of Casinos		
WPL	100	-
Mayo Bonanza, Inc. (MBI)	100	-
CWIL (through direct ownership in WPL)	-	100
Waterfront Entertainment Corporation (WEC)	100	-
Pastries Manufacturing		
Waterfront Food Concepts Inc. (WFC)	100	-
Hotel Management and Operation		
Waterfront Hotel Management Corp. (WHMC)	100	-

Hotels

□ **Waterfront Cebu City Casino Hotel, Inc.**

WCCCHI was incorporated on September 23, 1994 to manage and undertake operations of Waterfront Cebu City Hotel and Casino (WCCHC). WCCCHI achieved a milestone during the year by opening the doors of WCCHC on January 5, 1998, with 158 guest-rooms which has already grown to 561 by the last quarter of 1999, six-storey convention center known as the *Waterfront Convention Center*, previously known as Cebu International Convention Center and six-storey **Entertainment Block**. Located in this Entertainment Block is a 1,000-square meter 5-

star restaurant, which completes the Company's restaurants row. On February 5, 1998, PAGCOR commenced operations at the new purposely-built casino at the Entertainment Block.

-Waterfront Convention Center-(WCC)

Waterfront Convention Center previously known as Cebu International Convention Center is a six-storey building, especially-designed to adapt to any event size and purpose, with a total gross area of 40,587 square meters, and has been in operation since January 5, 1998. Major amenities of the center include ten (11) function rooms and two (2) Grand Ballrooms with a seating capacity of 4,000. WCC is the only convention and exhibition center of international standard in Cebu City.

- Entertainment Block

The Entertainment block is a six-storey building with a total gross area of 34,938 square meters. It is comprised of eleven (9) Food and Beverage entertainment outlets, an 11,000 square meters of public and international gaming area that includes the "Casino Filipino", and 62 hotel rooms and suites

- Hotel Tower Block

The Hotel Tower block is a 22-storey building with a total gross area of 44,334 square meters. It consists of a podium, containing the lobby, a food and beverage outlet, a reception, a shopping arcade, three (3) press function rooms, and a high rise block of 498 hotel rooms and suites.

The Hotel, with its fairytale-inspired façade, is conveniently located in the center of Cebu City and is within easy reach from key business, commercial and shopping districts and is just 30 minutes away from the Mactan International Airport.

Waterfront Cebu City Hotel & Casino has elegantly designed and well-appointed guest rooms and suites. The 18th Floor is the Waterfront Ambassador Club with a two floor Club Lounge exclusive for Ambassador Floor guests. Waterfront Ambassador Club guests enjoy butler service, complimentary business services and a business boardroom fit for a group of up to 8 people, equipped with a built-in LCD projector, a roll-up screen, PA and recording system, a local area network (LAN) and a poly communication system. The 2nd floor lounge is outfitted with 3 computer stations, where guests can avail of complimentary WIFI access, flat-screen television entertainment, an array of lifestyle and business magazines as well as newspapers and board games. The hotel offers a 10,000-square meter convention center, which is the largest convention center in the Visayas and Mindanao, and is designed to adapt to multiple types of events. The convention center is equipped with 10 function rooms, 2 executive board rooms, and 2 Grand Ballrooms, each seating 4,000 people. It has played host to a myriad of national as well as regional events, conventions and conferences.

Waterfront Cebu City Hotel and Casino operates 9 F&B outlets, including a hotel coffees shop, a Japanese restaurant, an Italian restaurant and a poolside snack bar. The hotel has a fully functional business center paired with flat-screen computers, internet access and private boardrooms.

The intricately designed lobby was inspired based on two main objectives; first, to transform the existing single dimension grand lobby into a multi-dimensional lifestyle-concept space that will enhance the guests' experience when dining and lounging in the lobby; and second, to improve traffic patterns, through the construction of larger check-in areas and through maximizing the Lobby's three entrances. Waterfront Cebu City Hotel and Casino's massive, high-ceilinged lobby has always been its principal attraction in fact it is touted as the largest hotel lobby in Visayas-Mindanao area. Spanning 22 meters wide, 96 meters in long and 35 meters high and crisscrossed by hundreds of people each day, the hotel's grand lobby sets the whizzing pulse for the hotel and dictates its overall ambiance. Apart from improvements to the general structure of the lobby, the Lobby Lounge itself will offer an all-new dining and lounging experience, with newly-installed glass panels, semi-closing each side of the lounge. Fully-equipped bar areas have also been installed in the middle of each of the lounge's two sections, ensuring diners of more efficient and

prompt service. To enhance the overall guest experience, the hotel has put together additional features such as nightly entertainment from the city's top performers, and soulful afternoon music by soloists.

Among the hotel's newest pride comes in the form of delectable treats, introducing Lobby Lounge's new service concepts.

Afternoon Tea

Guests can now relive the splendor and grace of the old English days with the Lobby Lounge's Afternoon Tea offering. It is a tea and dessert concept created to give guests a whole new tea experience by giving emphasis on unique ways to enjoy a cup of tea. Guests can expect an array of snack choices to complement their tea selection. The Afternoon Tea comes with a choice of Traditional Afternoon Tea with a Local Twist or Chocolate Temptations. For each selection, guests may opt for tea, coffee or hot chocolate. Each selection also comes with a variety of snack options to go along with their choice of beverage.

Wine Dispenser

Guests can now take a sip of Lobby Lounge's extensive selection of wine. The wine dispenser is an innovative addition to the wining and dining experience at the hotel. It serves the purpose of allowing guests to select among an array of bottles, through tasting by the glass. This concept intends to give guests an opportunity to sample different wines in small amounts before deciding to order a full glass or bottle. Guests may test wines from the dispenser in three different amounts. This way, guests can choose the perfect wine fit for their palate. To enjoy the wine dispenser service, guests must avail of the Wine Card which comes in prepaid or postpaid.

To complement the Hotel's main lobby, a group check-in counter is constructed, dedicated solely to corporate and travel groups; a larger Duty Free shopping is also provided; and an additional Casino Filipino gaming space of 2,350 square meters is launched together with it. This will not only enhance the current lobby, but will also increase operational efficiency and add more exciting features for the hotel's customers.

□ *Waterfront Mactan Casino Hotel, Inc.*

Waterfront Mactan was incorporated on September 23, 1994 to manage and undertake operations of Waterfront Mactan Island Hotel and Casino (*WMIHC*). WMCHI has completed Phase I of Waterfront Mactan Island Hotel and Casino (*WMIHC*). It is located right across Mactan-Cebu International Airport, on a land area of approximately 3.2 hectares. The hotel features 164 rooms and suites, 6 food-and-beverage and entertainment outlets, with a total built-up area of 38,000 square meters. Equipped with one of the largest casinos in the Philippines, WMIHC has made Cebu the only city in Southeast Asia that offers casino facilities to transients while waiting for their flights. For future development is Phase II consisting of 200-guest rooms, which will be built depending on the demands of the market. It has recently improved its rooms by installing fax machines and Internet connections to cater to the needs of its guests. Additionally, the company has acquired the newest hospitality software in the industry, the **OPERA** Property Management System, which is designed to help run the hotel operations at a greater level of productivity and profitability. This was installed last January 14, 2003.

The hotel is conveniently located in front of the Mactan International and Domestic Airport, just a three-minute drive to the Industrial Zone, a fifteen-minute drive to the beaches of Mactan Island and just thirty minutes away from Cebu City's shopping and financial district.

Year 2016, the property extended the Annex parking to provide more slots for the guests.

□ *Davao Insular Hotel Company, Inc. or Waterfront Insular Hotel Davao, Inc*

Davao Insular Hotel Company Inc. was incorporated in the Philippines on July 3, 1959 to engage in the operation of hotel and related hotel businesses. The hotel is a 98% owned subsidiary of Waterfront Philippines, Incorporated and is operating under its trade name Waterfront Insular Hotel Davao. Waterfront Insular Hotel, the prestigious business hotel in a sprawling garden resort setting, is only five to ten minutes to the downtown area. Nestled along the picturesque Davao Gulf, its open air corridors provide a refreshing view of the hotel's beautifully landscaped tropical garden and the sea.

With a greater area than any other hotel facility in the city, it is unmatched in servicing large business meetings, conventions, and exhibit groups. The hotel consists of four low-rise buildings of 159 guestrooms and suites, 5 function rooms and 6 F&B outlets. Every room opens to a lanai overlooking a lush garden the blue waters of the Davao Gulf or a scenic coconut grove. Features included in the newly re-opened hotel are the 5 Gazebos located along the beach area. The hotel is every guest's gateway to the diverse, colorful and rich cultural heritage of Davao City.

On 2015, the property re-opens its gym with 48 square meters to continuously serve its guests and to ensure guests satisfaction.

Discover the rich cultural heritage of Davao which stems from the different groups and tribes that populated the area throughout its history and be astonished of artworks in the hotel lobby where it showcases pieces of artifacts featuring the various object d'art from the different tribes and historical.

□ *ACESITE (PHILS.) Hotel Corporation*

The principal property of the Company is a 22-storey building known as the Manila Pavilion Hotel located at the corner of United Nations Avenue and Maria Y. Orosa Street in Ermita, Manila. The Hotel has 337 guestrooms and suites that have individually controlled central air conditioning, private bathroom with bathtub and shower, multi-channel radio, color TV with cable channels and telecommunications facilities. It has 3 function rooms and one of this is Alcuaz which can accommodate 250-300 guests. The hotel has approximately 2,200 sq. meters of meeting/banquet/conference facilities, and also houses several restaurants, such as Seasons Café (coffee shop), the El Rey (bar & lounge) and the Patisserie (bakeshop and deli items). Other guest services and facilities include a chapel, swimming pool, gym, business center and a valet-service basement car park. Concessionaires and tenants include beauty salon, foot spa, photography services, transportation services, travel agency, flower shop and boutiques. In addition, Casino Filipino - Pavilion, owned and operated by PAGCOR, occupies part of the first, second, third, fourth and fifth floors (a total of 12,696.17 sq. m.) of the building.

The Company acquired 100% interest of CIMAR, a former subsidiary of Acesite Limited (BVI) or ALB, in October 2011. In July 2011, The Company and CIMAR executed a Memorandum of Agreement (MOA), which effectively settle all pending cases and controversies between the two parties. In fulfillment of all the terms and conditions of the MOA, CIMAR's stockholders including all their nominees, agreed to sign, sell, transfer and convey all existing shares of stocks of CIMAR to the Company.

Year 2015, Alcuaz function that can accommodate 250-300 guests was renovated and 111 rooms under superior room category were opened.

On March 18, 2018, a fire broke out in APHC's hotel property that damaged the lower floors of the main building as well as the podium building occupied by the casino area and restaurants that resulted to the suspension of its hotel operations. Based on the Fire Certification issued by the Bureau of Fire Protection - National Headquarters on April 23, 2018, the cause of the subject fire has been declared and classified as "accidental in nature". APHC incurred casualty losses due to damages on its inventories and hotel property. APHC has filed for property damage and business insurance claims. Further, in 2018, APHC has started the reconstruction and restoration of the main hotel and podium buildings.

❑ ***Waterfront Hotel Management Corporation (previously Waterfront Management Corp.)***

The newly opened G-Hotel by Waterfront located in 2090 Roxas Boulevard, Malate Manila on November of 2006 is being managed by Waterfront Management Corporation. It is a seven-story building with 10 deluxe suites, 20 deluxe king and 20 deluxe twin rooms which offers a personalized butler service. A boutique hotel boasting with its trendy Café Noir, pool bar Mirage and an elegant ballroom, Promenade, added to the list of must-go places in the busy district of Manila. The black and white concept of its lobby is distinctly G-Hotel.

On October 01, 2014, the BOD approved the cessation of the Company's business operations. Consequently, the Company's activities were confined mainly to the collection of receivables, settlement of liabilities, and other administrative matters, while maintaining its status as non-operating entity seeking for other business opportunities.

❑ ***Mayo Bonanza, Inc.***

Mayo Bonanza, Incorporated (MBI), a 100% owned subsidiary of WPI was incorporated on November 24, 1995 in the Philippines with principal activities in the operation and management of amusement, entertainment, and recreation businesses. MBI is to extend the gaming business of the Company. Its primary purpose is to establish, operate, and manage the business of amusement entertainment, and recreation facilities for the use of the paying public. The Company entered into an agreement with the Philippine Amusement and Gaming Corporation (PAGCOR) whereby the latter shall operate the former's slot machine outside of casinos in line with PAGCOR's slot machine arcade project.

On May 30, 2016, BOD approved the cessation of the Company's business operations effective July 01, 2016.

❑ ***Waterfront Entertainment Corporation***

WPI has successfully established the country's first ever integrated hotel reservations and booking system featuring a full-service, round-the-clock, 7 days a week Central Reservation Office. This service ranges from systems and solutions specializing in the operations hotel framework. It offers specialize hotel consultancy services to hotel owners, operators, brands, developers, lenders and investors with the support of hand-picked networks of experts covering all elements of the hotel or hospitality business within a global perspective.

❑ ***Waterfront Food Concepts, Inc.***

Waterfront Food Concepts, Inc. is a pastry business, catering to pastry requirements of Waterfront Cebu, Waterfront Mactan and other established coffee shops and food service channels outside the hotels. The property is located in the lobby level of Waterfront Cebu City Casino Hotel. It has started its operation on May of 2006. Its pastry products include cakes, cookies and sandwiches. The subsidiary has already catered most of the renowned coffee shops in the city of Cebu.

❑ ***Waterfront Wellness Group, Inc.***

This new subsidiary is located in the Ground Level of Waterfront Cebu City Casino Hotel occupying 617.53 square meters. Formerly, W Citigyms and Wellness, Inc. is a fully equipped gym with specialized trainers and state of the art equipments. The gym offers variety of services from aerobic instructions to belly dancing, boxing, yoga classes and a lot more. It also has its own nutritionist/dietician. Its highly trained therapists perform massage and spa services to guests within the hotel. The management has plan of opening Citigyms in all its hotels.

❑ ***Grand Ilocandia Resort and Development, Inc.***

As of March 31, 2000, the Company carried its investments in GIRDI at cost since it intended to dispose such investment in the near future. In November 2000, GIRDI sold all of its property and equipment, inclusive of the hotel facilities and related operating assets and the investment in marketable securities.

□ *Waterfront Promotions Limited/Club Waterfront International Limited*

Waterfront Promotion Ltd. was incorporated on March 6, 1995, under and by virtue of the laws of Cayman Islands to act as the marketing arm for the international marketing and promotion of hotels and casinos under the trade name of Club Waterfront International Limited (CWIL). It is a wholly owned subsidiary of Waterfront Philippines, Inc., a domestic company. Under the agreement with PAGCOR, WPL has been granted the privilege to bring in foreign players under the program in Waterfront Cebu City Hotel and Grand Ilocandia Resort Development Corp. On the other hand, CWIL is allowed to bring in foreign players in Waterfront Mactan Hotel. In connection to this, the company markets and organizes groups of foreign players as participants to the Philippine Amusement and Gaming Corporation's (PAGCOR) Foreign High Roller Marketing Program. The company also entered into agreements with various junket operators to market the casinos for foreign customers. Under these agreements, the company grants incentive programs to junket operators such as free hotel expenses, free airfares and rolling commissions.

The operations for Waterfront Promotions Limited, and likewise for Club Waterfront International Limited, had ceased for the year 2003 in March due to the bleak market.

Basis of Consolidation

The consolidated financial statements include the accounts of the Parent Company, as well as those of its subsidiaries enumerated in Note 1 to the consolidated financial statements.

Subsidiaries

Subsidiaries are entities controlled by the Group. The Group controls an entity if and only if, the Group is exposed to, or has rights to, variable returns from its involvement with the entity and has the ability to affect those returns through its power over the entity. The Group reassesses whether or not it controls an investee if facts and circumstances indicate that there are changes to one or more of the three elements of control.

The financial statements of the subsidiaries are prepared for the same reporting period as the Parent Company and are included in the consolidated financial statements from the date when control commences until the date when control ceases.

The accounting policies of subsidiaries are being aligned with the policies adopted by the Group. Losses applicable to the NCI in a subsidiary are allocated to the NCI even if doing so causes the NCI to have a deficit balance.

Segment Reporting

An operating segment is a component of the Group that engages in business activities from which it may earn revenues and incur expenses, including revenues and expenses that relate to transactions with any of the Group's other components. All operating results are reviewed regularly by the Group's BOD, the chief operating decision maker of the Group, to make decisions about resources to be allocated to the segment and to assess its performance, and for which discrete financial information is available.

Segment results that are reported to the Group's BOD include items directly attributable to a segment as well as those that can be allocated on a reasonable basis. Unallocated items comprise mainly corporate assets, head office expenses and income tax assets and liabilities.

Segment capital expenditure is the total cost incurred during the year to acquire property and equipment.

The Group's businesses are operated and organized according to the nature of business provided, with each segment representing a strategic business unit, namely, the Hotel operations, Marketing operations and Corporate and Other Operations segments.

The Group's only reportable geographical segment is the Philippines.

Revenue Recognition

Revenue is recognized to the extent that it is probable that the economic benefits will flow to the Group and the revenue can be reliably measured. Income is measured at the fair value of the consideration received, net of trade discounts, rebates, and other sales taxes or duties. The following

specific criteria must also be met before revenue is recognized:

Rooms

Room revenue is recognized based on actual occupancy.

Food and Beverage

Food and beverage revenue is recognized when orders are served and billed.

Rent and Related income

Rent and related income on leased areas of the Group's properties is accounted for on a straight-line basis over the term of the lease, except for cancellable leases which are recognized at amount collected or collectible based on the contract provision.

Other Revenues

Other revenues are recognized upon execution of service or when earned.

Interest Income

Interest income is recognized as it accrues using the effective interest method.

1. Cash and Cash Equivalents

Cash in banks earn interest at the respective bank deposit rates. Short-term placements average maturities ranging from 30 to 35 days

2. Receivables

This account consists:

	March 2020	March 2019
Trade	195,594,816	248,036,017
Others	476,518,833	932,889,119
	672,113,649	1,180,925,135
Less allowance for doubtful accounts	(12,121,749)	(41,302,189)
Total	659,991,900	1,139,622,946

3. Inventories

This account consists of:

	March 2020	March 2019
Food and Beverage	15,547,435	13,504,614
Operating Supplies	11,485,647	11,978,880
Others	1,179,646	1,548,859
Total	28,212,728	27,032,353

4. Related Party Transactions

In 2019, the Parent Company extended interest-bearing, collateral free advances to TWGI, PRC and Crisanta Realty at a rate of two percent (2%) per annum. This also includes PHES which is due and demandable.

5. Accounts Payable and Accrued Expenses

This account consists of:

	March 2020	March 2019
Trade	329,263,833	286,211,220
Accrued Expenses	320,888,907	230,236,018
Others	1,431,413,744	324,979,155
Total	2,081,566,485	841,426,393

6. Loans Payable

This account consists of:

SSS Loan

SSS vs WPI. Et al civil case no. Q-04-52629 at regional trial court, Quezon City. On October 28, 1999, the Parent Company obtained a five-year term loan from SSS amounting to P375.00 million originally due on October 29, 2004. The SSS loan bears interest at the prevailing market rate plus 3% or 14.5% per annum, whichever is higher. Interest is repriced annually and is payable semi-annually. Initial interest payments are due 180 days from the date of the release of the proceeds of the loan. The repayment of the principal shall be based on eight (8) semi-annual payments, after a one-year grace period.

The SSS loan was availed to finance the completion of the facilities of WCCCHI. It was secured by a first mortgage over parcels of land owned by WII and by the assignment of 200 million common shares of the Parent Company owned by TWGI. The common shares assigned were placed in escrow in the possession of an independent custodian mutually agreed upon by both parties.

On August 7, 2003, when the total loan obligation to SSS, including penalties and interest, amounted to P605.00 million, the Parent Company was considered in default with the payments of the loan obligations, thus, on the same date, SSS executed a foreclosure proceeding on the mortgaged parcels of land. The SSS's winning bid on the foreclosure sale amounting to P198.00 million was applied to penalties and interest amounting to P74.00 million and P124.00 million, respectively. In addition, the Parent Company accrued penalties charged by SSS amounting to P30.50 million covering the month of August until December 2003, and unpaid interest expense of P32.00 million.

The Parent Company, WII and TWGI were given the right to redeem the foreclosed property within one (1) year from October 17, 2003, the date of registration of the certificate of sale. The Parent Company recognized the proceeds of the foreclosure sale as its liability to WII and TWGI. The Parent Company, however, agreed with TWGI to offset this directly against its receivable from the latter. In August 2004, the redemption period for the Parent Company, WII and TWGI expired.

The remaining balance of the SSS loan is secured by the shares of stock of the Parent Company owned by TWGI and shares of stock of WII numbering 235 million and 80 million shares, respectively.

The Parent Company, at various instances, initiated negotiations with the SSS for restructuring of the loan but was not able to conclude a formal restructuring agreement.

On January 13, 2015, the RTC of Quezon City issued a decision declaring null and void the contract of loan and the related mortgages entered into by the Parent Company with SSS on the ground that the officers and the SSS are not authorized to enter the subject loan agreement. In the decision, the RTC of Quezon City directed the Company to return to SSS the principal amount of loan amounting to P375.00 million and directed the SSS to return to the Company and to its related parties titles and documents held by SSS as collaterals.

On January 22, 2016, SSS appealed with the CA assailing the RTC of Quezon City decision in favor of the Parent Company, et al. SSS filed its Appellant's Brief and the Parent Company filed a Motion for Extension of Time to file Appellee's Brief until May 16, 2016.

On May 16, 2016, the Parent Company filed its Appellee's Brief with the CA, furnishing the RTC of Quezon City and the Office of the Solicitor General with copies. SSS was given a period to reply but it did not file any.

On September 6, 2016, a resolution for possible settlement was received by the Parent Company from the CA. However, on February 7, 2017 a Notice to Appear dated December 7, 2016 was received by the Parent Company from the Philippine Mediation Center Unit - Court of Appeals (PMCU-CA) directing the Parent Company and SSS to appear in person and without counsel at the PMCU-CA on January 23, 2017 to choose their mediator and the date of initial mediation conference and to consider the possibility of settlement. Since the Notice to Appear was belatedly received, the parties were not

able to appear before the PMCU-CA.

On February 27, 2017, a Second Notice to Appear issued by the PMCU-CA directing all parties to appear on February 27, 2017 at a specified time was received by the Parent Company only on February 27, 2017 after the specified time of the meeting. The Parent Company failed to appear.

On June 30, 2017, a resolution issued by the CA, resolved to submit the appeal for decision.

On August 30, 2019, the Court of Appeals rendered its Decision reversing and setting aside the Decision dated January 13, 2015 and Order dated May 11, 2015 rendered by the RTC of Quezon City.

On November 4, 2019, the counsel for the Parent Company, WPI and TWGI filed a petition for review with the SC. As at the date of the BOD's approval of the consolidated financial statements, the Parent Company is still awaiting Notice/Resolution from the SC on the Petition for Review.

Outstanding principal balance of the loan amounted to Php375 million as at December 31, 2019 and 2018. Interest expense related to the SSS loan recognized in the consolidated statement of profit or loss and other comprehensive income amounted to 59.92 million in 2019 and Php60 million in both 2018 and 2017.

7. The earnings (loss) per share is computed as follows:

	March 2020	March 2019
Net Income (Loss)	75,245,124	130,971,969
Weighted Average Number of Shares Outstanding	2,498,991,753	2,498,991,753
Earnings (Loss) per share	0.030	0.052

There are no dilutive potential shares as of March 31, 2020 and 2019.

8. Lease Agreement with Philippine Amusement and Gaming Corporation ("PAGCOR')

The Parent Company, in behalf of WCCCHI and WMCHI, entered into lease agreements with PAGCOR. The lease agreement of WCCCHI with PAGCOR covered the Main Area (8,123.60 sq.m.), Slot Machine Expansion Area (883.38 sq.m.), Mezzanine (2,335 sq.m.) and 5th Floor Junket Area (2,336 sq.m.) for a total area of 13,677.98 sq.m. which commenced on March 3, 2011 and March 16, 2011, for the Main Area and Slot Machine Expansion Area, respectively. The lease agreement of WMCHI with PAGCOR covered the Main Area (4,076.24 sq.m.) and Chip Washing Area (1,076 sq.m.) for a total area of 5,152.24 sq.m. which was last renewed on March 21, 2011. Both leases expired on August 2, 2016. Thereafter, PAGCOR paid the WCCCHI and WMCHI rental on a month-to-month basis. The lease was renewed on February 15, 2018, for a period of 1 year. On May 29, 2019, the lease was further renewed until the year 2032.

APHC also has a lease agreement with PAGCOR covering the Main Area (7,093.05 sq.m.), Expansion Area A (2,130.36 sq.m.), Expansion Area B (3,069.92 sq.m.) and Air Handling Unit Area (402.84 sq.m.) for a total lease area of 12,696.17 sq.m. The lease agreement was last renewed on December 1, 2010 and expired on December 31, 2017. As at December 31, 2017, PAGCOR continued to operate a portion of the lease area on a month-to-month basis while completing its pullout from APHC. The month-to-month lease of PAGCOR effectively ended on March 18, 2018 due to the fire incident.

9. Other Lease Agreements

Group as Lessor

Lease Agreements with Concessionaires

WCCCHI, WMCHI, DIHCI and APHC have lease agreements with concessionaires for the commercial spaces available in their respective hotels. These agreements typically run for a period of less than one year, renewable upon the mutual agreement of the parties.

Rent revenue recognized as part of "Rent and related income" in profit or loss and amounted to

P56.39 million, P85.29 million and P135.63 million in 2017, 2016 and 2015, respectively.

Group as Lessee

Land under Operating Lease

On September 15, 1994, Waterfront Hotel and Resort Sdn. Bhd. (WHR), a former related party, executed a lease contract (the Agreement) with Mactan Cebu International Airport Authority (MCIAA) for the lease of certain parcels of land where the hotels were constructed. On October 14, 1994, WHR assigned its rights and obligations under the MCIAA contracts to WCCCHI and WMCHI.

10. Commitments and Contingencies

The following are the significant commitments and contingencies involving the Group:

a. On November 10, 2008, the Parent Company received a preliminary assessment notice from the BIR for deficiency taxes for the taxable year 2006. On February 9, 2009, the Parent Company sent a protest letter to BIR contesting the said assessment. On February 18, 2009, the Regional Office of the BIR sent a letter to the Parent Company informing the latter that the docket was returned to Revenue District Office for reinvestigation and further verification.

On December 8, 2009, the Parent Company received BIR's Final Decision on Disputed Assessment for deficiency taxes for the 2006 taxable year. The final decision of the BIR seeks to collect deficiency assessments totaling to P3.30 million. However, on January 15, 2010, the Parent Company appealed the final decision of the BIR with the Court of Tax Appeals (CTA) on the grounds of lack of legal and factual bases in the issuance of the assessments.

In its decision promulgated on November 13, 2012, the CTA upheld the expanded withholding tax (EWT) assessment and cancelled the VAT and compromise penalty assessments. The Parent Company decided not to contest the EWT assessment. The BIR filed its motion for reconsideration (MR) on December 4, 2012 and on April 24, 2013, the Court issued its amended decision reinstating the VAT assessment. The Parent Company filed its MR on the amended decision that was denied by the CTA in its resolution promulgated on September 13, 2013.

The Parent Company appealed the case to the CTA sitting En Banc on October 21, 2013. The CTA En Banc decision promulgated on December 4, 2014 affirmed the VAT and EWT assessments. The EWT assessment was paid on March 3, 2013.

The CTA En Banc decision was appealed to the SC on February 5, 2015 covering the VAT assessment only. As at December 31, 2017, the Parent Company is still awaiting the SC's decision. Management and its legal counsels believe that the position of the Parent Company is sustainable, and accordingly, believe that the Parent Company does not have a present obligation (legal or constructive) with respect to the assessment.

**MANAGEMENT DISCUSSION AND ANALYSIS
OF FINANCIAL CONDITIONS AND RESULTS OF OPERATIONS**

Below are the results of operations of the Parent Company and its subsidiaries, for the period ending March 31, 2020 and 2019 together with its financial conditions as of the same period.

RESULTS OF OPERATIONS

	March 2020	March 2019
Revenues	459,337,415	470,342,956
Less: Costs and Expenses	232,241,889	255,351,366
Net Income (Loss) Before Fixed Financial and Other Charges	63,190,415	214,991,591
Less: Fixed Financial and Other Charges (Dep'n and Amort'n, and Interest)	163,905,110	99,108,013
Income (Loss) before Income Tax	63,190,415	115,883,578
Income Tax Expense (Benefit)	0.00	0.00
Income (Loss) before Share in Minority Interest	75,245,124	130,971,969
Share of Minority Interest	(12,054,709)	(15,088,391)
Net Income (Loss)	63,190,415	115,883,578
Earnings (loss) Per share	0.026	0.052

FINANCIAL CONDITION

	March 2020	March 2019
Assets		
Current assets	4,300,053,815	6,172,706,592
Non-current Assets	8,431,417,520	5,830,261,825
Total Assets	12,731,471,335	12,002,968,417
Liabilities and Stockholders' Equity		
Current Liabilities	2,797,567,466	3,371,914,914
Non-current Liabilities	2,396,186,288	2,561,989,844
Total Stockholders' Equity	6,740,879,419	5,933,904,758
Minority Interest	796,838,162	718,494,121
Total Liabilities and Stockholders' Equity	12,731,471,335	12,002,968,417

RESULTS OF OPERATIONS**Period ended March 31, 2020 compared to Period Ended March 31, 2019****Income Statement**

Hotels and other subsidiaries gross revenues for the 1st quarter of 2020 and 2019 are Php 459.34 million and Php 470.34 million respectively, decreased by 2% from last year. Consolidated costs and expenses for all properties decreased by 9% as compared from last year.

*Seasonality or Cyclicity of Interim Operations***1ST QUARTER**

The occupancy for the two (2) hotels, WCCCHI and WMCHI, are high during the months of January and February because of the celebration of the Feast of Sto. Niño better, renowned as the "Sinulog" as well as the celebration of the Chinese New Year. Many visitors come to Cebu during this time just to witness and participate in the festivities. Sinulog is one of the city's main pull for tourists as well as other locals. The celebration of the Chinese New Year also added to the Company's revenues. As we all know, the country is full of Chinese nationalities and businessmen and celebrating their New Year would really be an advantage to the hotels in terms of revenues.

On March 16, 2020, the status of Enhanced Community Quarantine in light of the COVID-19 Pandemic was declared all over the country causing various bookings for events and groups to be cancelled or postponed.

Revenues and Earnings per Share

Revenues decreased by 2%, Php 459.34 million for the 1st quarter of 2020 and Php 470.34 million of the same quarter last year and operating expenses decreased by 9%.

GOP at Php 227.10 million in 2020 and Php 214.99 million in 2019.

Earnings per share this quarter is at Php 0.030 while same quarter last year was at Php 0.052.

Fixed Financial and Other Charges

Total fixed financial and other charges, Php 163.91 million, reflecting an increase of 65% from the previous year's PHP 99.11 million.

This account includes the depreciation and interest expense from SSS Loan.

Interest expense this quarter increased by 71% or Php 12.59 million.

FINANCIAL CONDITION**Cash and Cash Equivalents**

Cash and cash equivalents as of the 1st quarter of this year is at 729.81 million which is Php 51.30 million higher from last year or an increase of 8%.

Receivables

Receivables for the period decreased by 42% from Php 1140 million 1st quarter last year to Php 659.992 million 1st quarter this year.

Notes Receivable

The Group extended loans to Acesite Leisure and Entertainment Corporation (ALEC) and bear interest at 4% per annum. The loan is guaranteed by another entity in behalf of ALEC.

Insurance Receivable

On March 18, 2018, a fire broke out at the Hotel of Acesite (Phils.) Hotel Inc. damaging several floors, casinos and restaurants. Operations have been suspended since then. The Hotel has insurance coverage to answer for the damages sustained. It is expected that operations will continue after

damages are repaired.

Inventories

Inventory this year showed an increase of 4%.

Due from related parties-current portion

This account decreased by 37% from last year's 1st quarter. This represents interest bearing advances from TWGI and PRC. PHES and ALEC which are due and demandable.

Due from related parties-noncurrent portion

Crisanta Realty at a rate of two percent (2%) per annum is classified as non-current due in 5 years.

Property, Plant and Equipment

The account reflects an increase of 30% or Php 1.543 million compared to last year.

Accounts Payable and Accrued Expenses

This account decreased by 27% or Php 759.86 million from last year.

Loans Payable

The total decrease in this account represents the loan payments made for the year.

Key Variable and Other Qualitative and Quantitative Factors:

- a. Any known Trends, Events or Uncertainties-(material impact on liquidity)-NONE
- b. There are no events that will trigger direct or contingent financial obligation that is material to the company, including any default or acceleration of an obligation.
- c. There are no material off-balance sheet transactions, arrangements, obligations (including, contingent obligations), and other relationships of the company with unconsolidated entities or other persons created during the reporting period.
- d. There are no material commitments for capital expenditures, general purpose of such commitments, expected sources of funds for such expenditures.
- e. From continuing operations, the Company is not exposed to any significant elements of income or loss except for those already affecting profit or loss.
- f. There are no significant elements of income or loss that did not arise from the issuer's continuing operations other than those already affecting profit or loss.

Risk Management Structure

The BOD is mainly responsible for the overall risk management approach and for the approval of risk strategies and principles of the Group. It also has the overall responsibility for the development of risk strategies, principles, frameworks, policies and limits. It establishes a forum of discussion of the Group's approach to risk issues in order to make relevant decisions.

Risk Management Committee

Risk management committee is responsible for the comprehensive monitoring, evaluation and analysis of the Group's risks in line with the policies and limits set by the BOD.

Financial Risk Management Objectives and Policies

The Group's principal financial instruments comprise of cash and cash equivalents, receivables, due from related parties, AFS investment, accounts payable and accrued expenses (except for local taxes and output VAT, withholding taxes and deferred income), other current liabilities, loans payable, and other noncurrent liabilities. These financial instruments arise directly from operations.

The main risks arising from the financial instruments of the Group are credit risk, liquidity risk and market risk. There has been no change to the Group's exposure to risks or the manner in which it manages and measures the risks in prior financial year. The Group's management reviews and approves policies for managing each of these risks.

Credit Risk

Credit risk is the risk of financial loss to the Group if a customer or counterparty to a financial instrument fails to meet its contractual obligations, and arises principally from the Group's cash in banks, receivables and advances to related parties. The Group has established a credit policy under which each new customer is analyzed individually for creditworthiness before the Group's standard payment and delivery terms and conditions are offered. The Group's review includes external ratings, if they are available, financial statements, credit agency information, industry information, and in some cases bank references.

The Group limits its exposure to credit risk by establishing credit limits and maximum payment period for each customer, reviewing outstanding balances to minimize transactions with customers in industries experiencing particular economic volatility.

With respect to credit risk from other financial assets of the Group, which mainly comprise of due from related parties, the exposure of the Group to credit risk arises from the default of the counterparty, with a maximum exposure equal to the carrying amount of these instruments.

There is no other significant concentration of credit risk in the Group.

Liquidity Risk

Liquidity risk is the risk that the Group will not be able to meet its financial obligations as they fall due.

The Group monitors and maintains a level of cash deemed adequate by the management to finance the Group's operation and mitigate the effects of fluctuations in cash flows. Additional short-term funding is obtained through related party advances and from bank loans, when necessary.

Ultimate responsibility for liquidity risk management rests with the BOD, which has established an appropriate liquidity risk management framework for the management of the Group's short, medium and long-term funding and liquidity management requirements. The Group manages liquidity risk by maintaining adequate reserves, by continuously monitoring forecast and actual cash flows and matching the maturity profiles of financial assets and liabilities. For the Group's short-term funding, the Group's policy is to ensure that there are sufficient working capital inflows to match repayments of short-term debt.

Market Risk

Market risk is the risk that the fair value or cash flows of a financial instrument of the Group will fluctuate due to change in market prices. Market risk reflects interest rate risk, currency risk and other price risks.

Since the Group's loan in U.S. dollar had been fully paid in March 2016, the Group is not anymore significantly exposed to changes in foreign currency exchange rates.

Interest Rate Risk

Cash flow interest rate risk is the risk that the future cash flow of the financial instruments will fluctuate because of the changes in market interest rates. Fair value interest rate risk is the risk that the fair value of a financial instrument will fluctuate due to changes in market interest rates.

The Group's financial instrument that is exposed to interest risk is the interest-bearing funds made available by the Parent Company to WCCCHI to finance the construction of the Cebu City Hotel Project. Such funds were substantially sourced from a P375 million loan from SSS, as well as the stock rights offering of the Parent Company. The Parent Company is charging WCCCHI on the related interests and penalties on the contention that the latter benefited from the proceeds of the SSS loan

Equity Price Risk

Equity price risk is the risk that fair value of future cash flows of a financial instrument will fluctuate because of changes in market prices (other than those arising from interest rate risk or currency risk), whether those changes are caused by factors specific to the individual financial instrument or its issuer, or factors affecting all similar financial instruments traded in the market.

The Group is exposed to equity price risk because of its investment in shares of stock of WII which are listed in the PSE totaling to 86,710,000 shares as at December 31, 2017 and 2016.

The Group monitors the changes in the price of the shares of stock of WII. In managing its price risk, the Group disposes of existing or acquires additional shares based on the economic conditions.

Fair Value of Financial Assets and Liabilities

The carrying amount of cash and cash equivalents, receivables, current portion of due from related parties, accounts payable and accrued expenses and other current liabilities approximate their fair values due to the short-term maturity of these instruments.

The fair value of interest-bearing due from related parties and loans payable is based on the discounted value of expected future cash flows using the applicable market rates for similar types of instruments as of the reporting date, thus, the carrying amount approximates fair value.

The fair value of AFS investment was determined using the closing market price of the investment listed on the PSE as of December 31, 2017 and 2016.

Capital Management

The primary objective of the Group's capital management is to ensure its ability to continue as a going concern and that it maintains a strong credit rating and healthy capital ratios in order to support its business and maximize shareholder value. Capital is defined as the invested money or invested purchasing power, the net assets or equity of the entity. The Group's overall strategy remains unchanged from 2017 and 2016.

The Group manages its capital structure and makes adjustments to it, in light of changes in economic conditions. To maintain or adjust the capital structure, the Group may adjust the dividend payment to shareholders, return capital to shareholders or issue new shares. No changes were made in the objectives, policies or processes in 2017 and 2016. For purposes of the Group's capital management, capital includes all equity items that are presented in the consolidated statement of changes in equity.

The Group is not subject to externally-imposed capital requirements.

WATERFRONT PHILIPPINES, INCORPORATED AND SUBSIDIARIES
SCHEDULE OF AGING OF ACCOUNTS RECEIVABLE FOR SEC REPORTING
As of March 31, 2020

Trade Receivables	0-30 days	31-60 days	61-90 days	91-120 days	121 days over	Total
Waterfront Cebu City Casino Hotel Inc.	11,965,157.98	14,681,229.88	8,557,719.44	6,339,350.51	35,896,553.06	77,440,010.87
Waterfront Airport Hotel and Casino	3,265,453.01	393,559.07	3,910,538.32	2,664,309.03	20,618,805.44	30,852,664.87
Waterfront Insular Hotel Davao	2,539,485.14	2,072,839.40	172,513.52	896,822.21	3,959,484.89	9,641,145.16
Manila Pavilion Hotel					20,742,139.39	20,742,139.39
Total	17,770,096.13	17,147,628.35	12,640,771.28	9,900,481.75	81,216,982.78	138,675,960.29

**SECURITIES AND EXCHANGE COMMISSION SEC FORM
17-A, AS AMENDED
ANNUAL REPORT PURSUANT TO SECTION 17
OF THE SECURITIES REGULATION CODE AND SECTION 141
OF THE CORPORATION CODE OF THE PHILIPPINES**

1. For the calendar year ended
DECEMBER 31, 2019
2. SEC Identification Number
AS 094-8678
3. BIR Tax Identification No.
D80-003-978-254 NV
4. Exact name of issuer as specified in its charter
WATERFRONT PHILIPPINES, INC.
5. Province, country or other jurisdiction of incorporation or organization
PHILIPPINES
6. Industry Classification Code (SEC Use Only)
7. Address of principal office
**No. 1 WATERFRONT DRIVE OFF SALINAS DRIVE LAHUG, CEBU CITY
6000**
8. Issuer's telephone number, including area code
(02) 559-0130
9. Former name or former address, and former fiscal year, if changed since last report
NOT APPLICABLE

10. Securities registered pursuant to Sections 8 and 12 of the SRC or Sections 4 and 8 of the RSA

Title of Each Class	Number of Shares of Common Stock Outstanding and Amount of Debt Outstanding	
Common Shares - P1.00 par value	2,498,991,753	

11. Are any or all of registrant's securities listed on a Stock Exchange?
/Yes
No
If yes, state the name of such stock exchange and the classes of securities listed therein:
PHILIPPINE STOCK EXCHANGE

12. Indicate by check mark whether the registrant:
 - (a) has filed all reports required to be filed by Section 17 of the SRC and SRC Rule 17 thereunder or Sections 11 of the RSA and RSA Rule 11(a)-1 thereunder, and Sections 26 and 141 of the Corporation Code of the Philippines, during the preceding twelve (12) months (or for such shorter period that the registrant was required to file such reports)
/Yes
No

(b) has been subject to such filing requirements for the past ninety (90) days
Yes
/No

13. State the aggregate market value of the voting stock held by non-affiliates of the registrant. The aggregate market value shall be computed by reference to the price at which the stock was sold, or the average bid and asked prices of such stock, as of a specified date within sixty (60) days prior to the date of filing. If a determination as to whether a particular person or entity is an affiliate cannot be made without involving unreasonable effort and expense, the aggregate market value of the common stock held by non-affiliates may be calculated on the basis of assumptions reasonable under the circumstances, provided the assumptions are set forth in this Form.

**APPLICABLE ONLY TO ISSUERS INVOLVED IN INSOLVENCY
SUSPENSION OF PAYMENTS PROCEEDINGS DURING THE
PRECEDING FIVE YEARS**

14. Check whether the issuer has filed all documents and reports required to be filed by Section 17 of the Code subsequent to the distribution of securities under a plan confirmed by a court or the Commission.

/Yes
No

DOCUMENTS INCORPORATED BY REFERENCE

15. If any of the following documents are incorporated by reference, briefly describe them and identify the part of SEC Form 17-A into which the document is incorporated:

- (a) Any annual report to security holders
- (b) Any information statement filed pursuant to SRC Rule 20
- (c) Any prospectus filed pursuant to SRC Rule 8.1

The Exchange does not warrant and holds no responsibility for the veracity of the facts and representations contained in all corporate disclosures, including financial reports. All data contained herein are prepared and submitted by the disclosing party to the Exchange, and are disseminated solely for purposes of information. Any questions on the data contained herein should be addressed directly to the Corporate Information Officer of the disclosing party.

WATERFRONT PHILIPPINES, INCORPORATED

PSE Disclosure Form 17-1 - Annual Report References: SRC Rule 17 and
Sections 17.2 and 17.8 of the Revised Disclosure Rules

For the Calendar year ended

DECEMBER 31, 2019

Currency (indicate units, if applicable)

PESO

Balance Sheet

	Year Ending DECEMBER 31, 2019	Previous Year Ending DECEMBER 31, 2018
Current Assets	4,180,341,221	3,775,183,959
Total Assets	13,051,295,506	10,656,321,788
Current Liabilities	2,882,792,090	2,525,749,457
Total Liabilities	5,694,544,310	4,719,395,607
Retained Earnings/ (Deficit)	515,575,652	13,785,652
Stockholders' Equity	7,356,751,196	5,936,926,181
Stockholders' Equity - Parent	6,590,880,878	5,207,871,208
Book Value per Share	2.64	2.08

Income Statement

	Year Ending DECEMBER 31, 2019	Previous Year Ending DECEMBER 31, 2018
Operating Revenue	1,903,815,523.00	1,811,283,901
Other Revenue	35,974,882.00	38,628,090
Gross Revenue	1,939,790,405.00	1,849,911,991
Operating Expense	1,376,422,292.00	1,390,470,374
Other Expense	(12,183,378.00)	729,144,544
Gross Expense	1,364,238,914.00	2,119,614,918
Net Income/(Loss) Before Tax	575,551,491.00	(269,702,927)
Income Tax Expense	141,147,012.00	(157,773,765)
Net Income/(Loss) After Tax	434,404,479.00	(111,929,162)
Net Income Attributable to Parent Equity Holder	402,990,162.00	42,019,520
Earnings/(Loss) Per Share (Basic)	0.161	0.017
Earnings/(Loss) Per Share (Diluted)	0.161	0.017
EFPS Trailing 12 months	0.392	(0.070)
Other Relevant Information		

Financial Ratios		Calendar Year Ended	Previous Calendar Year Ended
	Formula	December 31, 2019	December 31, 2018
Liquidity Analysis Ratios:			
Current Ratio or Working Capital Ratio	Current Assets / Current Liabilities	1.450	1.495
Quick Ratio	(Current Assets - Inventory - Prepayments) / Current Liabilities	1.369	1.430
Solvency Ratio	Total Assets / Total Liabilities	2.292	2.258
Financial Leverage Ratios:			
Debt Ratio	Total Debt / Total Assets	0.436	0.443
Debt-to-Equity Ratio	Total Debt / Total Stockholders' Equity	0.774	0.795
Interest Coverage	Earnings Before Interest and Taxes (EBIT) / Interest Charges	(1.061)	3.509
Asset to Equity Ratio	Total Assets / Total Stockholders' Equity	1.774	1.795
Profitability Ratios:			
Gross Profit Margin	Sales - Cost of Goods Sold or Cost of Service / Sales	0.290	0.248
Net Profit Margin	Net Profit / Sales	(0.006)	0.248
Return on Assets	Net Income before Tax / Total Assets	0.044	(0.029)
Return on Equity	Net Income before Tax / Total Stockholders' Equity	0.078	(0.045)
Price / Earnings Ratio	Price Per Share / Earnings Per Common Share	4.348	21.765

TABLE OF CONTENTS

PART I - BUSINESS AND GENERAL INFORMATION

- Item 1 Business
- Item 2 Properties
- Item 3 Legal Proceedings
- Item 4 Submission of Matters to a Vote of Security Holders

PART II - OPERATIONAL AND FINANCIAL INFORMATION

- Item 5 Markets for Registrant's Common Equity and Related Stockholders' Matters
- Item 6 Management's Discussion and Analysis or Plan of Operation
- Item 7 Financial Statements
- Item 8 Changes in and Disagreements with Accountants and Financial Disclosure

PART III - CONTROL AND COMPENSATION INFORMATION

- Item 9 Directors and Executive Officers of the Registrant
- Item 10 Executive Compensation
- Item 11 Security Ownership of Certain Beneficial Owners and Management
- Item 12 Certain Relationships and Related Transactions

PART IV - CORPORATE GOVERNANCE

SIGNATURES

FINANCIAL STATEMENTS AND NOTES TO THE CONSOLIDATED FINANCIAL STATEMENTS

SUPPLEMENTARY SCHEDULES

PART I - BUSINESS AND GENERAL INFORMATION

Item 1. Business

Waterfront Philippines, Incorporated (WPI) was registered with the Securities and Exchange Commission (SEC) on September 23, 1994, as an investment holding company for hotel, leisure, and tourism businesses.

To realize the Group's vision of making WPI the flagship of the Group's hotel and gaming interests, TWGI vended into WPI's acquired properties --- Waterfront Cebu City Casino Hotel, Inc. (WCCCHI) in Cebu City, Waterfront Mactan Casino Hotel, Inc. (WMCHI) in Mactan, Cebu and Davao Insular Hotel Company, Inc. (DIHCI) in Davao City. These properties are significant investments for WPI. During 2003, the company started acquiring common shares of ACESITE (Phils.) Hotel Corporation. A major coup for WPI for the year 2004 was securing of controlling interest in the management over ACESITE (PHILS.) HOTEL CORP. Consequently, Acesite, operating under the trade name Manila Pavilion Hotel, is now part of the Waterfront group of hotels. WPI is now known as the largest Filipino hotel chain in the country.

The hotels fit WPI's continuous geographic diversification strategy and they are appropriate candidates for broad product renovation and operational repositioning. The hotels are well positioned in their respective markets, considering the presence of international airports in their locality. Studies indicate that international airports are major generators of lodging demand.

As a leading operator of first class casino-hotels and convention facilities, we provide much-needed support to the tourism industry's vision for growth. Our hotel experience is highly integrated, offering the best of business and leisure.

The Company has strengthened its brand visibility and continues to expand in innovative ways, using technology and new media to our advantage.

Marketing

Waterfront gives a wide range of business-related conveniences to ensure that our guests enjoy a productive stay. Our special attention to details, well-equipped business centers, accessibility, unrivaled facilities and presence in major cities of the Philippines make us best positioned to cater to the business traveler's needs. As in the previous years, our approach has always been in rejuvenating our hotels and its amenities, promoting the quality of our guest services and programs and empowering our peers. We have much to offer the broad market with the right marketing mix: competitive room rates, premium, value-added guest programs, well-equipped function facilities and professional guest services. Although, extreme competition has always been present with the Waterfront Group and other destinations and hotels, the Company has unfazingly regarded this as a welcome challenge and motivation on increasing its market share with a corresponding increase in average room rates and in actual room occupancies. As part of its marketing strategy, the company exercises flexible rates for contingencies, tie-ups with airlines, special occasion packages and other promos. Also, the massive efforts of our sales and marketing division in creating and implementing dynamic programs designed to search for customers and developing and maintaining their loyalties, have certainly added to the hotels' marketability. Coupled with the efforts of our public relations division in ensuring that the reputation of our hotels are kept free from negative publicity and its awareness of social responsibility, has certainly given marketing strategy a deeper meaning. The Company aims for building a strong relationship with our guests.

Again, considering the successful operations of our Cebu-based hotels, it can be said that Waterfront has already made an impressive dent in the market. Although we continue to discover and learn many new things, we are taking advantage of investment opportunities, which will allow us to be a significant player in the casino and hotel arena nationwide. The Company has strengthened its brand visibility with an integrated marketing communications campaign that would invite continued

patronage of its products and services. To complement its marketing and sales efforts, a unified visual advertising tool for all properties was implemented.

Our Central Reservations System has made us the only integrated network of hotels in the country with a powerful presence through our 24/7 booking services. Anyone can book using a single 1-800 number 1-800-WFRONT8 (9376688) for all Waterfront Hotels nationwide.

We have made significant strides in the improvement of our “software”: our technology systems, service and people. Software is the lifeblood of our business--it provides a genuine connection with our customers through various touch points conveys the Waterfront brand in a personal manner and introduces new sales-generating streams in step with today’s growing online patronage.

We have further strengthened our online presence with the launch of our free mobile app for iOS and Android--the very first Filipino hotel chain to do so. We improved our e-newsletter with a software system upgrade. Our website sports a sleek, newly-revamped look with more features to allow easy booking and browsing of our properties. All three work synergistically to complete our user experience and add new avenues for accessing our brand. Our social media channels are also being managed full-time by a dedicated team, ensuring the seamless transfer of news and promotions updates in the most popular social media platforms for our clientele. Each presents a unique opportunity to touch base with our users in a platform of their preference, offering exciting deals and perks that pique their interest.

By the year 2016, we established and publicized the Waterfront Hotels and Casinos brand through an effective and strategic advertising effort in various publications such as glossy, local in-flight magazines. Through this, we can create strong presence and awareness of the new branding – “We’re at the Center of it All” and maintain visibility of the corporate brand in various publications.

We also made a strong presence abroad – Bangkok, Korea, Japan and Singapore - organized by Tourism Promotions Board and Department of Tourism. Joined with established Asia Pacific’s premier M.I.C.E. show which brings together the region’s top M.I.C.E. suppliers and key industry players to collectively sell Asia as an exciting and diverse M.I.C.E. destination. Exhibitors and participants have the opportunity to sell, negotiate and secure deals with more than 500 selected buyers and travel managers from regional and international M.I.C.E and corporate travel industries through pre-scheduled appointments.

By firmly and strategically addressing key areas in our business, we have transformed into a company that is formidable and efficient across all areas of our operations--the hallmark of an institution that remains tried and true and is confidently moving towards a new horizon.

Information Technology

As in all areas of commerce, information technology represents one of the strongest forces for change. They are known to have significant impact in marketing of hotels. It provides an essential tool for hotel organization to keep a hand on the pulse of the customers’ wants and needs. The challenge of any corporation is to conduct their operations efficiently and effectively at the least possible cost. Perhaps, one of the major advancement that happened at Waterfront is its tie-up with **Micros Fidelio** - the world leader in providing computer-related technology for hotel and restaurant chains around the world. They upgraded the system of the Company through their newest operating platform called **Opera**. This software will efficiently manage sales and accounting, reservations, point-of-sales and engineering- a first in the Philippines. This integrated system will aggressively keep track of inventory and manage revenues. The “*Fidelio*” system permits online monitoring of clients in the hotels. To date, here is a summary of the major systems used by Waterfront Hotels:

	WCCCHI	WAH	WIHD	MPH	WEC	WFC	GYM
Micros-Fidelio Point-Of-Sale System (POS)	X	X	X	X			
Micros-Fidelio Engineering Management System	X						
Micros-Fidelio Opera Sales and Catering System	X						
Opera Property Management System (PMS)	X	X	X	X			
SUN SYSTEM	X	X	X	X			
Human Resource Information System	X	X	X	X			
Mitech Payroll System					X	X	X
Actatek Biometric Finger scan System	X	X	X	X	X	X	X
Lotus Email System	X	X	X	X	X	X	X
Micros Materials Control	X	X	X	X		X	
Online Automation System	X	X	X	X	X		
Call Center System					X		
Waterfront Recipe Guide System	X	X	X	X			

Employees' Training

Service is the hotels' most important product and first class service is not instantaneous – it does not happen overnight. It is a team effort, requiring constant attention, training and supervision. In an ongoing endeavor to carry on with this ideal, the Company continues to increase in-house and external training of its personnel to endow the employees with the competence essential to cope with the increasing standards and demands of the market.

For the past years, the Company's employees have undergone training in various skill-building seminars and workshops for F&B, Housekeeping, and Front Office and even in Administrative functions.

The company takes pride in its training and development programs. In fact, Waterfront sets a high standard of achieving 70 training hours per person every year. In order to ensure that such passion for never ending quest for improvement and excellence remains fueled, Waterfront makes People Development an integral Key Performance Index, among others which is Quest Satisfaction Index and Financial Index.

Waterfront is run by its highly competent Peers – the people who make a difference in every aspect of its organization. The company ensures that the quality of the Waterfront experience is maintained through excellent service, and undergoes constant training to ensure service quality and efficiency in all aspects of operations.

Waterfront's various seminars, trainings, and workshops are classified into five major categories: Inductive Program, Basic Skills Program, Upgraded and Advanced Skills, Supervisory and Management Programs, and other Wellness-related Programs.

Upon joining the Waterfront family, newly-hired peers undergo a comprehensive Inductive Program to orient them to the Hotel Culture. Frontliners undergo basic Skills Certification Program for their respective areas of assignment to ensure that hotel service standards are maintained. Supervisors

and managers are enrolled in our Supervisory and Managerial Development Programs which equip them with both basic and advanced skills to help them effectively perform their roles as leaders of the organization.

Programs offered do not only stop at improving the brain function but should also include managing emotions and attitude. The wellness-related programs are programs that are also designed and made a part of the entire Peers training and development with the aim of maintaining a healthy lifestyle, physically, mentally and spiritually.

Waterfront also puts itself at par with the global hospitality industry by partnering with International learning Institutions such as Development Dimensions International (DDI), Ivy League member Cornell University, and the Educational Institute of the America Hotel Lodging Association (AHLA).

The Company also conducted The Skills and Operations Audit that seeks to examine the effectiveness and validity of the SOPs. With this the Company is able to ensure property compliance with established standards. The American Council on Exercise (ACE) trainer's certification which is the only trainer's certification rooted in 30 years of science-based research from ACE, the world's largest nonprofit health and fitness organization. An ACE certification prepares trainers with the knowledge and skills to serve diverse clients.

We also have sponsored trainings from DOT like "The Tourism and Hospitality Skills Training Program by Workskills Australia. It is a 5-day training program which covers (1) Customer Service, (2) 5 Star Executive Housekeeping Services and (3) Professional Customer Care Specialist for Front Office Services. This program runs as an interactive workshop for all tourism and hospitality professionals so they develop the industry culture and be at the top in customer service. Workskills Australia, an international training provider, will issue a certificate of competence aligned to ASEAN framework upon completion of the training program. This is one of 6 programs approved under the Tourism Industry Skills Training Support Scheme from the Department of Tourism, Asian Development Bank and the Government of Canada.

Level Up Leadership Seminar - this two-day seminar-workshop is a comprehensive course on leadership training designed to equip current as well as high potential leaders with effective and proven principles, behaviors and applications with the objective to develop the business organization's most important asset - their valued people. This is based on the philosophy that as leaders develops themselves they lead their people better and produce a winning team to help in growing the business.

Employees

As the reputation of the hotels rise and the volume of clientele grow, so will their expectations and demands. The fundamental key to clients' satisfaction will always be the delivery of the best service from the employees. It is a team effort, requiring constant attention, training and supervision. The Company continues to increase in-house and external training of its employees. A salary structure has been implemented to ensure more competitive compensation packages, which are at par with the industry's standards and the department of Labor and Employment's mandated requirements.

The Company believes that after all, happy employees translate into happy customers, and happy customers would be tantamount to greater satisfaction, sales and income for the Company.

As of the end of the calendar year 2019, WPI Group has a total of 579 employees that were distributed as follows:

WCCCHI:

	<i>Filipinos</i>	<i>Foreigners</i>	<i>Total</i>
Executive	27	5	32
Non-Executive	285	0	285
Total	312	5	317

WMCHI:

	<i>Filipinos</i>	<i>Foreigners</i>	<i>Total</i>
Executive	1	0	1
Non-Executive	97	0	97
Total	98	0	98

DIHCI:

	<i>Filipinos</i>	<i>Foreigners</i>	<i>Total</i>
Executive	11	0	11
Non-Executive	81	0	81
Total	92	0	92

APHC:

	<i>Filipinos</i>	<i>Foreigners</i>	<i>Total</i>
Executive	6	2	8
Non-Executive	21	0	21
Total	27	2	29

WWGI:

	<i>Filipinos</i>	<i>Foreigners</i>	<i>Total</i>
Executive	1	0	1
Non-Executive	20	0	20
Total	21	0	21

WFCI:

	<i>Filipinos</i>	<i>Foreigners</i>	<i>Total</i>
Executive	0	1	1
Non-Executive	7	0	7
Total	7	1	8

WEC:

	<i>Filipinos</i>	<i>Foreigners</i>	<i>Total</i>
Executive	2	0	2
Non-Executive	12	0	12
Total	14	0	14

Grand Total	571	8	579
--------------------	------------	----------	------------

There is no existing union under the Company except for Davao Insular Hotel. On April 01, 2011, Waterfront Insular Hotel Davao Employees Association (WIHDEA) and renewal on the agreement shall be in full force and effect from April 1, 2016 to March 31, 2021 all other provision of the CBA are not modified by the foregoing agreement and shall remain between the parties.

The Manila Pavilion Hotel has not experienced any strikes since 2006. The Collective Bargaining Agreement (CBA) for the line employees was concluded on December 12, 2017, covering a period of five (5) years, July 01, 2017 to June 30, 2022. However, the CBA underwent dissolution after a fire broke out in March of 2018.

The CBA for supervisors signed on November 17, 2016 covers a period of five (5) years, April 01, 2016 to March 31, 2021. MAPSA (Manila Pavilion Supervisors' Association) is the one who represented the supervisor during the bargaining. The economic provision of the Agreement shall be subject to renegotiation after the 3rd year of its affectivity or 60 days prior to March 31, 2019. Similar to the CBA for the line employees, the CBA for the supervisors underwent dissolution as well after the fire incident.

Business of WPI and Its Subsidiaries

□ WPI

Being an investment holding company in hotel and gaming businesses, *WPI* has a strategic advantage in the marketplace. It can move and position itself to grab opportunities in hospitality industry, which is known to be highly competitive. The world-class facilities that it brings to the Province of Cebu are designed to provide a diverse and complete entertainment system that will attract local, regional, and international visitors.

Despite the growing number of competitors in the respective regions, including the entry of international hotel chains, both *WCCCHI* and *WMCHI* enjoyed favorable occupancy rate, successfully inviting both corporate and individual travel accounts.

Subsidiaries

The Company has the following subsidiaries, which are briefly described in the next pages:

1. Waterfront Cebu City Casino Hotel, Inc. (*WCCCHI*)
2. Waterfront Mactan Casino Hotel, Inc. (*WMCHI*)
3. Waterfront Insular Hotel Davao, Inc.
4. ACESITE (Phils.) Hotel Corporation
5. Waterfront Hotel Management Corporation
6. Mayo Bonanza, Inc.
7. Waterfront Entertainment Corporation
8. Waterfront Food Concepts, Inc.
9. Waterfront Wellness Group, Inc.
10. Grand Ilocandia Resort Development Incorporated
11. Waterfront Promotions Limited

□ *Waterfront Cebu City Casino Hotel, Inc.*

WCCCHI was incorporated on September 23, 1994 to manage and undertake operations of Waterfront Cebu City Hotel and Casino (*WCCHC*). *WCCCHI* achieved a milestone during the year by opening the doors of *WCCHC* on January 5, 1998, with 158 guest-rooms which has already grown to 561 by the last quarter of 1999, six-storey convention center known as the *Waterfront Convention Center*, previously known as Cebu International Convention Center and six-storey **Entertainment Block**. Located in this Entertainment Block is a 1,000-square meter 5-star restaurant, which completes the Company's restaurants row. On February 5, 1998, *PAGCOR* commenced operations at the new purposely-built casino at the Entertainment Block.

-Waterfront Convention Center-(WCC)

Waterfront Convention Center previously known as Cebu International Convention Center is a six-storey building, especially-designed to adapt to any event size and purpose, with a total gross area of

40,587 square meters, and has been in operation since January 5, 1998. Major amenities of the center include ten (11) function rooms and two (2) Grand Ballrooms with a seating capacity of 4,000. WCC is the only convention and exhibition center of international standard in Cebu City.

- Entertainment Block

The Entertainment block is a six-storey building with a total gross area of 34,938 square meters. It is comprised of eleven (9) Food and Beverage entertainment outlets, an 11,000 square meters of public and international gaming area that includes the "Casino Filipino", and 62 hotel rooms and suites

- Hotel Tower Block

The Hotel Tower block is a 22-storey building with a total gross area of 44,334 square meters. It consists of a podium, containing the lobby, a food and beverage outlet, a reception, a shopping arcade, three (3) press function rooms, and a high rise block of 498 hotel rooms and suites.

The Hotel, with its fairytale-inspired façade, is conveniently located in the center of Cebu City and is within easy reach from key business, commercial and shopping districts and is just 30 minutes away from the Mactan International Airport.

Waterfront Cebu City Hotel & Casino has elegantly designed and well-appointed guest rooms and suites. The 18th Floor is the Waterfront Ambassador Club with a two floor Club Lounge exclusive for Ambassador Floor guests. Waterfront Ambassador Club guests enjoy butler service, complimentary business services and a business boardroom fit for a group of up to 8 people, equipped with a built-in LCD projector, a roll-up screen, PA and recording system, a local area network (LAN) and a poly communication system. The 2nd floor lounge is outfitted with 3 computer stations, where guests can avail of complimentary WIFI access, flat-screen television entertainment, an array of lifestyle and business magazines as well as newspapers and board games. The hotel offers a 10,000-square meter convention center, which is the largest convention center in the Visayas and Mindanao, and is designed to adapt to multiple types of events. The convention center is equipped with 10 function rooms, 2 executive board rooms, and 2 Grand Ballrooms, each seating 4,000 people. It has played host to a myriad of national as well as regional events, conventions and conferences.

Waterfront Cebu City Hotel and Casino operates 9 F&B outlets, including a hotel coffee shop, a Japanese restaurant, an Italian restaurant and a poolside snack bar. The hotel has a fully functional business center paired with flat-screen computers, internet access and private boardrooms. The newly renovated lobby was inspired based on two main objectives; first, to transform the existing single dimension grand lobby into a multi-dimensional lifestyle-concept space that will enhance the guests' experience when dining and lounging in the lobby; and second, to improve traffic patterns, through the construction of larger check-in areas and through maximizing the Lobby's three entrances. Waterfront Cebu City Hotel and Casino's massive, high-ceilinged lobby has always been its principal attraction in fact it is touted as the largest hotel lobby in Visayas-Mindanao area. Spanning 22 meters wide, 96 meters in long and 35 meters high and crisscrossed by hundreds of people each day, the hotel's grand lobby sets the whizzing pulse for the hotel and dictates its overall ambiance. Apart from improvements to the general structure of the lobby, the Lobby Lounge itself will offer an all-new dining and lounging experience, with newly-installed glass panels, semi-closing each side of the lounge. Fully-equipped bar areas have also been installed in the middle of each of the lounge's two sections, ensuring diners of more efficient and prompt service. To enhance the overall guest experience, the hotel has put together additional features such as nightly entertainment from the city's top performers, and soulful afternoon music by soloists. Among the hotel's newest pride comes in the form of delectable treats, introducing Lobby Lounge's new service concepts.

Afternoon Tea

Guests can now relive the splendor and grace of the old English days with the Lobby Lounge's Afternoon Tea offering. It is a tea and dessert concept created to give guests a whole new tea

experience by giving emphasis on unique ways to enjoy a cup of tea. Guests can expect an array of snack choices to complement their tea selection. The Afternoon Tea comes with a choice of Traditional Afternoon Tea with a Local Twist or Chocolate Temptations. For each selection, guests may opt for tea, coffee or hot chocolate. Each selection also comes with a variety of snack options to go along with their choice of beverage.

Wine Dispenser

Guests can now take a sip of Lobby Lounge's extensive selection of wine. The wine dispenser is an innovative addition to the wining and dining experience at the hotel. It serves the purpose of allowing guests to select among an array of bottles, through tasting by the glass. This concept intends to give guests an opportunity to sample different wines in small amounts before deciding to order a full glass or bottle. Guests may test wines from the dispenser in three different amounts. This way, guests can choose the perfect wine fit for their palate. To enjoy the wine dispenser service, guests must avail of the Wine Card which comes in prepaid or postpaid.

To complement the Hotel's main lobby, a group check-in counter is constructed, dedicated solely to corporate and travel groups; a larger Duty Free shopping is also provided; and an additional Casino Filipino gaming space of 2,350 square meters is launched together with it. This will not only enhance the current lobby, but will also increase operational efficiency and add more exciting features for the hotel's customers.

❑ *Waterfront Mactan Casino Hotel, Inc.*

Waterfront Mactan was incorporated on September 23, 1994 to manage and undertake operations of Waterfront Mactan Island Hotel and Casino (WMIHC). WMCHI has completed Phase I of Waterfront Mactan Island Hotel and Casino (WMIHC). It is located right across Mactan-Cebu International Airport, on a land area of approximately 3.2 hectares. The hotel features 164 rooms and suites, 6 food-and-beverage and entertainment outlets, with a total built-up area of 38,000 square meters. Equipped with one of the largest casinos in the Philippines, WMIHC has made Cebu the only city in Southeast Asia that offers casino facilities to transients while waiting for their flights. For future development is Phase II consisting of 200-guest rooms, which will be built depending on the demands of the market. It has recently improved its rooms by installing fax machines and Internet connections to cater to the needs of its guests. Additionally, the company has acquired the newest hospitality software in the industry, the OPERA Property Management System, which is designed to help run the hotel operations at a greater level of productivity and profitability. This was installed last January 14, 2003.

The hotel is conveniently located in front of the Mactan International and Domestic Airport, just a three-minute drive to the Industrial Zone, a fifteen-minute drive to the beaches of Mactan Island and just thirty minutes away from Cebu City's shopping and financial district.

Year 2016, the property extended the Annex parking to provide more slots for the guests.

❑ *Davao Insular Hotel Company, Inc. or Waterfront Insular Hotel Davao, Inc*

Davao Insular Hotel Company Inc. was incorporated in the Philippines on July 3, 1959 to engage in the operation of hotel and related hotel businesses. The hotel is a 98% owned subsidiary of Waterfront Philippines, Incorporated and is operating under its trade name Waterfront Insular Hotel Davao. Waterfront Insular Hotel, the prestigious business hotel in a sprawling garden resort setting, is only five to ten minutes to the downtown area. Nestled along the picturesque Davao Gulf, its open air corridors provide a refreshing view of the hotel's beautifully landscaped tropical garden and the sea.

With a greater area than any other hotel facility in the city, it is unmatched in servicing large business meetings, conventions, and exhibit groups. The hotel consists of four low-rise buildings of 159 guestrooms and suites, 5 function rooms and 6 F&B outlets. Every room opens to a lanai overlooking

a lush garden the blue waters of the Davao Gulf or a scenic coconut grove. Features included in the newly re-opened hotel are the 5 Gazebos located along the beach area. The hotel is every guest's gateway to the diverse, colorful and rich cultural heritage of Davao City.

On 2015, the property re-opens its gym with 48 square meters to continuously serve its guests and to ensure guests satisfaction.

Discover the rich cultural heritage of Davao which stems from the different groups and tribes that populated the area throughout its history and be astonished of artworks in the hotel lobby where it showcases pieces of artifacts featuring the various object d'art from the different tribes and historical.

□ **ACESITE (PHILS.) Hotel Corporation**

The principal property of the Company is a 22-storey building known as the Manila Pavilion Hotel located at the corner of United Nations Avenue and Maria Y. Orosa Street in Ermita, Manila. The Hotel has 337 guestrooms and suites that have individually controlled central air conditioning, private bathroom with bathtub and shower, multi-channel radio, color TV with cable channels and telecommunications facilities. It has 3 function rooms and one of this is Alcuaz which can accommodate 250-300 guests. The hotel has approximately 2,200 sq. meters of meeting/banquet/conference facilities, and also houses several restaurants, such as Seasons Café (coffee shop), the El Rey (bar & lounge) and the Patisserie (bakeshop and deli items). Other guest services and facilities include a chapel, swimming pool, gym, business center and a valet-service basement car park. Concessionaires and tenants include beauty salon, foot spa, photography services, transportation services, travel agency, flower shop and boutiques. In addition, Casino Filipino - Pavilion, owned and operated by PAGCOR, occupies part of the first, second, third, fourth and fifth floors (a total of 12,696.17 sq. m.) of the building.

The Company acquired 100% interest of CIMAR, a former subsidiary of Acesite Limited (BVI) or ALB, in October 2011. In July 2011, The Company and CIMAR executed a Memorandum of Agreement (MOA), which effectively settle all pending cases and controversies between the two parties. In fulfillment of all the terms and conditions of the MOA, CIMAR's stockholders including all their nominees, agreed to sign, sell, transfer and convey all existing shares of stocks of CIMAR to the Company.

Year 2015, Alcuaz function that can accommodate 250-300 guests was renovated and 111 rooms under superior room category were opened.

On March 18, 2018, a fire broke out in APHC's hotel property that damaged the lower floors of the main building as well as the podium building occupied by the casino area and restaurants that resulted to the suspension of its hotel operations. Based on the Fire Certification issued by the Bureau of Fire Protection - National Headquarters on April 23, 2018, the cause of the subject fire has been declared and classified as "accidental in nature". APHC incurred casualty losses amounting to P1.04 billion due to damages on its inventories and hotel property. APHC has filed for property damage and business insurance claims amounting to P1.93 billion from its insurance company and, as at the auditors' report date, received reimbursements totaling to P532.50 million. Further, in 2018, APHC has started the reconstruction and restoration of the main hotel and podium buildings.

□ **Waterfront Hotel Management Corporation (previously Waterfront Management Corp.)**

G-Hotel by Waterfront located in 2090 Roxas Boulevard, Malate Manila on November of 2006 is being managed by Waterfront Management Corporation. It is a seven-story building with 10 deluxe suites, 20 deluxe king and 20 deluxe twin rooms which offers a personalized butler service. A boutique hotel boasting with its trendy Café Noir, pool bar Mirage and an elegant ballroom, Promenade, added to the list of must-go places in the busy district of Manila. The black and white concept of its lobby is distinctly G-Hotel.

On October 01, 2014, the BOD approved the cessation of the Company's business operations. Consequently, the Company's activities were confined mainly to the collection of receivables, settlement of liabilities, and other administrative matters, while maintaining its status as non-operating entity seeking for other business opportunities.

❑ ***Mayo Bonanza, Inc.***

Mayo Bonanza, Incorporated (MBI), a 100% owned subsidiary of WPI was incorporated on November 24, 1995 in the Philippines with principal activities in the operation and management of amusement, entertainment, and recreation businesses. MBI is to extend the gaming business of the Company. Its primary purpose is to establish, operate, and manage the business of amusement entertainment, and recreation facilities for the use of the paying public. The Company entered into an agreement with the Philippine Amusement and Gaming Corporation (PAGCOR) whereby the latter shall operate the former's slot machine outside of casinos in line with PAGCOR's slot machine arcade project.

On May 30, 2016, BOD approved the cessation of the Company's business operations effective July 01, 2016.

❑ ***Waterfront Entertainment Corporation***

WPI has successfully established the country's first ever integrated hotel reservations and booking system featuring a full-service, round-the-clock, 7 days a week Central Reservation Office. This service ranges from systems and solutions specializing in the operations hotel framework. It offers specialize hotel consultancy services to hotel owners, operators, brands, developers, lenders and investors with the support of hand-picked networks of experts covering all elements of the hotel or hospitality business within a global perspective.

❑ ***Waterfront Food Concepts, Inc.***

Waterfront Food Concepts, Inc. is a pastry business, catering to pastry requirements of Waterfront Cebu, Waterfront Mactan and other established coffee shops and food service channels outside the hotels. The property is located in the lobby level of Waterfront Cebu City Casino Hotel. It has started its operation on May of 2006. Its pastry products include cakes, cookies and sandwiches. The subsidiary has already catered most of the renowned coffee shops in the city of Cebu.

❑ ***Waterfront Wellness Group, Inc.***

This new subsidiary is located in the Ground Level of Waterfront Cebu City Casino Hotel occupying 617.53 square meters. Formerly, W Citigyms and Wellness, Inc. is a fully equipped gym with specialized trainers and state of the art equipments. The gym offers variety of services from aerobic instructions to belly dancing, boxing, yoga classes and a lot more. It also has its own nutritionist/dietician. Its highly trained therapists perform massage and spa services to guests within the hotel. The management has plan of opening Citigyms in all its hotels.

❑ ***Grand Ilocandia Resort and Development, Inc.***

As of March 31, 2000, the Company carried its investments in GIRDI at cost since it intended to dispose such investment in the near future. In November 2000, GIRDI sold all of its property and equipment, inclusive of the hotel facilities and related operating assets and the investment in marketable securities.

□ ***Waterfront Promotions Limited/Club Waterfront International Limited***

Waterfront Promotion Ltd. was incorporated on March 6, 1995, under and by virtue of the laws of Cayman Islands to act as the marketing arm for the international marketing and promotion of hotels and casinos under the trade name of Club Waterfront International Limited (*CWIL*). It is a wholly owned subsidiary of Waterfront Philippines, Inc., a domestic company. Under the agreement with PAGCOR, WPL has been granted the privilege to bring in foreign players under the program in Waterfront Cebu City Hotel and Grand Ilocandia Resort Development Corp. On the other hand, CWIL is allowed to bring in foreign players in Waterfront Mactan Hotel. In connection to this, the company markets and organizes groups of foreign players as participants to the Philippine Amusement and Gaming Corporation's (PAGCOR) Foreign High Roller Marketing Program. The company also entered into agreements with various junket operators to market the casinos for foreign customers. Under these agreements, the company grants incentive programs to junket operators such as free hotel expenses, free airfares and rolling commissions.

The operations for Waterfront Promotions Limited, and likewise for Club Waterfront International Limited, had ceased for the year 2003 in March due to the bleak market.

Business Development

In 1995, Waterfront Philippines, Inc. (WPI) set out to complete two major objectives in the province of Cebu- to focus on hotel and resort development and to promote tourism in the Philippines. Four years later, this vision became a reality with the full operation of the Waterfront Mactan Island Hotel and Casino, Inc, and Waterfront Cebu City Hotel. At present, WPI would like to establish itself as the premiere tourism organization with leisure and entertainment activities, not only in Cebu, but also in the various provinces nationwide.

Year 2015

The race is not always to the quick. Leaders of the company make it to the top by dint of hardwork, resourcefulness and a healthy streak of creativity. To go beyond outside traditional markets and develop new revenue streams. And further enhance measures to decrease our operating cost without sacrificing the need and satisfaction of our guest.

The company also works hard to tap into alternative opportunities available, such as reaching out to the local market, which has been provided us with a remarkable revenue stream that should be further nurtured and explored.

This year also marks the second time the Philippines is playing host to the Asia-Pacific Economic Cooperation (APEC), having hosted the vent previously in 1996. The meeting aims to solicit proposals and share best practices in boosting connectivity and mobility within and across member-economies, particularly through more active capital markets. Organizers plan also to use something else that will make the Philippines stand out: its hospitality.

Despite the intense competition, the Group was able to bring in significant revenue growth and positioned to reap the fruits of all hardwork.

Year 2016

What sets us apart this year is our renewed and intensified focus on marketing. We have redoubled our efforts to market our brand to our customers and endeavored to meet them where they increasingly spend their time--which is, in this age of digitally-propelled tourism, the online space. We still cater to traditional markets through our offline channels, strengthening partnerships and aggressively forming revenue-generating deals and contracts with significant clients. By being proactive and addressing the consumer market through innovative and creative marketing in

multiple touch points and by maximizing online-offline dynamics, we have been able to capture a bigger share of the business, generating increased rooms revenue and F&B revenue.

The MICE market has been a particularly strong driving force in the year. Our ability to reach out to our existing client base to facilitate further business and enhance brand loyalty has been highly rewarding, with MICE-generated banquet and functions contributing significantly to overall growth in sales.

Overall, reflects a keen interest by both local and international markets, with the local market as a uniquely consistent driving force in our hotels--showing that the Waterfront brand has gained significant loyalty among local customers and provides an important revenue stream that can be harnessed further as it creates resilience in the business.

Year 2017

2017 marked continuous growth by becoming the usual host of some of the country's biggest events, the "castlesque" establishment has become one of the city's most iconic monuments and has established itself as a primary entertainment destination through the years. Being truly at the "center of it all", our hotels serve up a combination of refinement and comfort like no other, as each property expresses elegance with beautiful furnishings, exquisite interior design details and state-of-the-art amenities.

The Group has spent two decades of dedication in delivering nothing but excellent service and top-notch rooms and facilities to all its valued guests thus, with this overwhelming recognition to be chosen as one of the Philippine recipients for the ASEAN's prestigious MICE Venue Standard Award in the Hotel Category Setting, the hotel offers this success also to its patrons and loyal guests.

Year 2018

This year was a year filled with challenges and growth for the group. Earlier this year, Acesite Hotels Corporation has met with an unfortunate event. However, this didn't stop the Hotel Group from thriving. Renovations and repairs have already been driven forward to ensure that such roadblocks do not hamper the envisioned growth. The hotels in Cebu and Davao have all provided continuous improvement all throughout the year by cementing its reputation of being reliable and grand venues for events and a center for business.

With a vision to be a leader in the lodging industry through providing excellent customer service, Waterfront Hotel Group pushes forward to new heights with plans to re invigorate function rooms and further improve a cluster of services to our clientele.

Year 2019

The group showed a sustained growth this year all throughout the operational properties. The newly renovated function rooms of WCCHI was unveiled earlier this year with plans to revitalize and renew the remaining function rooms including the coveted venue in the city, The Grand Ballroom.

Both WCCHI and WMCHI are considered to be the top choice of international airline carriers to provide excellent lodging and service for their crew whilst in the city. All three hotels have continually provided venues for grand National events, business ventures and vacationing tourists alike.

Strategies

The hotel properties are centrally located in the central business districts of three prime Philippine destinations, Manila, Cebu and Davao. These are the key cities of the country with the highest

tourism traffic. As such our location gives us access to a greater number of foreign and local travelers.

The management team has a substantial management experience in the acquisition of equity interests in hotels in the Philippines. We have enjoyed considerable success in formulating and implementing clear acquisition strategies, and seizing opportunities to explore market potential of the hotel industry.

The acquisition strategy remains sound as it takes half the time to acquire and renovate properties as it does to conceptualize, construct and pre-open new properties. With the expertise in the hotel management, and the partnership with an investment group that is premised on the transfer of clean properties with minimal business risks, the company is confident enough the ability to improve operations and enhance value of acquired assets.

As to price, the Company offers competitive rates and packages catering to the different markets, practices flexible schemes to respond to the dynamic market. As to product/services, consistent excellent service is the key. Moreover, well maintained facilities and equipment, impressive, exciting and value for money promotions in the F&B outlets would definitely make a difference.

The Central Reservations System has made it the only integrated network of hotels in the country with a powerful presence through 24/7 booking service. As the company strives towards further convenience and accessibility, the company has introduced its outline booking facility. The newly redesigned website offers highly efficient online reservations facility that allows customers from all over the world to book real time and receive real time confirmation. This high-speed reservations feature enables the company to fully cater to the online market, whether the purpose is for travel research or convenient booking. All in all the company continue to expand in innovative ways, using technology and new media as a cost effective way to expand its market share, explore new markets and ensure the strength locally and internationally.

In addition to advancement concerning our operations is the upgrading of our property Management Systems (PMS). These are multi-million Peso investments to upgrade our efficiency, and ensuring that our operations remain steady in the years to come. The Waterfront Recipe Guide System is a savvy new strategy to give our F&B operations a boost. This will enable us to standardize our best-selling dishes, aiming to be more consistent in preparation and waste.

At Waterfront, we emphasize service that brings people back, and we reinforce this service through site training, among other programs. We are known for our signature warmth, attention to detail and approachability, qualities that our guests of all nationalities cherish during every stay. Whoever encounters the Waterfront experience will be assured of a reliable, consistent and satisfying brand familiarity that leads to loyalty.

Our greatest software is our People.

Item 2. Properties

The Company, being a holding company, has no real properties in its name. Properties under the WPI Group are under the ownership or lease holdings of the respective subsidiaries.

WCCCHI and WMCHI have separate contracts of lease for the use of parcels of land in the province of Cebu.

WCCCHI Land Lease:

Location	Former airport site at Lahug in Cebu City
Size	Approximately 4.6 hectares
Lessor	Mactan Cebu International Airport Authority
Terms of lease	50 years with an option for renewal for another 25 years, permissible by the laws of the Philippines
Lease Agreement	Fixed rental per month of Php 11.00 per square meter or a total amount per annum of Php 6,072,000.00 + Percentage rental of 2% of the annual Gross Revenue as defined under the Land Lease Agreement

WMCHI Land Lease:

Location	In front of Mactan-Cebu International Airport, Lapu-Lapu City
Size	Approximately 3.2 hectares
Lessor	Mactan Cebu International Airport Authority
Terms of lease	50 years with an option for renewal for another 25 years, permissible by the laws of the Philippines
Lease Agreement	Fixed rental per month of Php 18.75 per square meter or a total amount per annum of Php 7,875,000.00 + Percentage rental of 2% of the Annual Gross Revenues as defined under the Land Lease Agreement.

DIHCI Wholly Owned:

Location	Title	Area (In Sq. Meters)
▪ Lanang, Davao City Size: Approximately 12.29 hectares but with offshore area of 4.3 hectares	TCT 0-255*	2,997
	0-256*	304
	0-257*	113
	0-258*	50
	0-259*	404
	T-10250*	43,881
	T-10250*	47,320
	T-10251*	2,091
	T-102510*	2,043
	T-10252*	1,133
	T-10252*	300
	T-10252*	300
	T-10252*	1,580
T-10254*	500	

	T-10254*	400
	T-10303-A*	304
	T-30874*	223
	T-10264*	18,959

ACESITE Land Lease

Location	Corner of United Nations Avenue & Maria Y. Orosa Street in Ermita, Manila
Size	Total land area of 6,500 square meters
Lessor	Cima Realty Philippines Inc.
Terms of lease	Lease is valid until January 2031, renewable for another 20 years
Lease Agreement	Php 250,000 per month; escalation of 5% per year

On March 18, 2018, a fire broke out in Acesite (Phils.) Hotel Corporation's hotel property that damaged the lower floors of the main building as well as the Podium building occupied by the casino area and restaurants in the APHC's hotel property that resulted to the suspension of its hotel operations. Based on the Fire Certification issued by the Bureau of Fire Protection - National Headquarters on April 23, 2018, the cause of the subject fire has been declared and classified as "accidental in nature."

Item 3. Legal Proceedings

3.1 SSS vs WPI. Et al civil case no. Q-04-52629 at regional trial court, Quezon City. On October 28, 1999, the Parent Company obtained a five-year term loan from SSS amounting to P375.00 million originally due on October 29, 2004. The SSS loan bears interest at the prevailing market rate plus 3% or 14.5% per annum, whichever is higher. Interest is repriced annually and is payable semi-annually. Initial interest payments are due 180 days from the date of the release of the proceeds of the loan. The repayment of the principal shall be based on eight (8) semi-annual payments, after a one-year grace period.

The SSS loan was availed to finance the completion of the facilities of WCCCHI. It was secured by a first mortgage over parcels of land owned by WII and by the assignment of 200 million common shares of the Parent Company owned by TWGI. The common shares assigned were placed in escrow in the possession of an independent custodian mutually agreed upon by both parties.

On August 7, 2003, when the total loan obligation to SSS, including penalties and interest, amounted to P605.00 million, the Parent Company was considered in default with the payments of the loan obligations, thus, on the same date, SSS executed a foreclosure proceeding on the mortgaged parcels of land. The SSS's winning bid on the foreclosure sale amounting to P198.00 million was applied to penalties and interest amounting to P74.00 million and P124.00 million, respectively. In addition, the Parent Company accrued penalties charged by SSS amounting to P30.50 million covering the month of August until December 2003, and unpaid interest expense of P32.00 million.

The Parent Company, WII and TWGI were given the right to redeem the foreclosed property within one (1) year from October 17, 2003, the date of registration of the certificate of sale. The Parent Company recognized the proceeds of the foreclosure sale as its liability to WII and TWGI. The Parent Company, however, agreed with TWGI to offset this directly against its receivable from the latter. In August 2004, the redemption period for the Parent Company, WII and TWGI expired.

The remaining balance of the SSS loan is secured by the shares of stock of the Parent Company owned by TWGI and shares of stock of WII numbering 235 million and 80 million shares, respectively.

The Parent Company, at various instances, initiated negotiations with the SSS for restructuring of the loan but was not able to conclude a formal restructuring agreement.

On January 13, 2015, the RTC of Quezon City issued a decision declaring null and void the contract of loan and the related mortgages entered into by the Parent Company with SSS on the ground that the officers and the SSS are not authorized to enter the subject loan agreement. In the decision, the RTC of Quezon City directed the Company to return to SSS the principal amount of loan amounting to P375.00 million and directed the SSS to return to the Company and to its related parties titles and documents held by SSS as collaterals.

In the decision, the RTC of Quezon City directed the Company to return to SSS the principal amount of loan amounting to P375 million and directed the SSS to return to the Company and to its related parties titles and documents held by SSS as collaterals.

On January 22, 2016, SSS filed an appeal with the CA assailing the RTC of Quezon City decision in favor of the Company, et al. SSS filed its Appellant's Brief and the Company filed a Motion for Extension of Time to file Appellee's Brief until May 16, 2016.

On May 16, 2016, the Company filed its Appellee's Brief with the CA, furnishing the RTC of Quezon City and the Office of the Solicitor General with copies. SSS was given a period to reply but it did not file any.

On September 6, 2016, a resolution for possible settlement was received by the Company from the CA.

On February 27, 2017, a Second Notice to Appear issued by the PMCU-CA directing all parties to appear on February 27, 2017 at a specified time was received by the Parent Company only on February 27, 2017 after the specified time of the meeting. The Parent Company failed to appear.

On June 30, 2017, a Resolution issued by CA, resolved to submit the appeal for decision. As at the report date, there had been no updates on the matter.

On August 30, 2019, the Court of Appeals rendered its Decision reversing and setting aside the Decision dated January 13, 2015 and Order dated May 11, 2015 rendered by the RTC of Quezon City.

On November 4, 2019, the counsel for the Parent Company, filed a Petition for Review with the SC. As at the date of the BOD's approval of the consolidated financial statements, the Parent Company is still awaiting Notice/Resolution from the SC on the Petition for Review.

3.2. BIR Assessment

On November 10, 2008, the Parent Company received a preliminary assessment notice from the BIR for deficiency taxes for the taxable year 2006. On February 9, 2009, the Parent Company sent a protest letter to BIR contesting the said assessment. On February 18, 2009, the Regional Office of the BIR sent a letter to the Parent Company informing the latter that the docket was returned to Revenue District Office for reinvestigation and further verification.

On December 8, 2009, the Parent Company received BIR's Final Decision on Disputed Assessment for deficiency taxes for the 2006 taxable year. The final decision of the BIR seeks

to collect deficiency assessments totaling to P3.3 million. However, on January 15, 2010, the Parent Company appealed the final decision of the BIR with the Court of Tax Appeals (CTA) on the grounds of lack of legal and factual bases in the issuance of the assessments.

In its decision promulgated on November 13, 2012, the CTA upheld the expanded withholding tax (EWT) assessment and cancelled the VAT and compromise penalty assessments. WPI decided not to contest the EWT assessment. The BIR filed its motion for reconsideration (MR) on December 4, 2012 and on April 24, 2013, the Court issued its amended decision reinstating the VAT assessment. The Parent Company filed its MR on the amended decision that was denied by the CTA in its resolution promulgated on September 13, 2013.

The Parent Company appealed the case to the CTA sitting En Banc on October 21, 2013. The CTA En Banc decision promulgated on December 4, 2014 affirmed the VAT and EWT assessments. The EWT assessment was paid on March 3, 2013.

The CTA En Banc decision was appealed to the SC on February 5, 2015 covering the VAT assessment only. As at December 31, 2017, the Parent Company is still awaiting the SC's decision.

Management and its legal counsels believe that the position of the Parent Company is sustainable, and accordingly, believe that the Parent Company does not have a present obligation (legal or constructive) with respect to the assessment.

Item 4. Submission of Matters to a Vote of Security Holders

4.1 The stockholders approved and ratified the following matters during the Stockholder's Meeting held last October 18, 2019:

4.2

a. Election of the members of the Board of Directors to serve for the term 2019-2020. Those elected regular members of the Board were:

1. Mr. Sergio R. Ortiz-Luis, Jr.
2. Mr. Reno I. Magadia
3. Mr. Kenneth T. Gatchalian
4. Mr. Arthur M. Lopez
5. Mr. Dee Hua T. Gatchalian
6. Ms. Elvira A. Ting
7. Atty. Lamberto B. Mercado, Jr.
8. Mr. Sergio R. Ortiz-Luis, Jr.
9. Ruben D. Torres
10. Mr. Renato Francisco

Atty. Arthur R. Ponsaran acts as the Corporate Secretary of the Company.

b. The designation of KPMG R.G. Manabat and Co. as the Corporation's external auditor. The signing partner of the company, Mr. Tireso Randy F. Lapidez, has been holding the designation for 5 years starting 2015.

PART II – OPERATIONAL AND FINANCIAL INFORMATION

Item 5. Market for Registrant’s Common Equity and Related Stockholder Matters

- 5.1 The common stock of the company is being traded currently in the Philippine Stock Exchange. On June 16, 1999, the Parent Company declared cash dividend of Php 0.02 per share on its Common Shares outstanding as of May 15, 1999. This amounted to Php 19.23 million. The Parent Company also declared a 10% stock dividend as of September 15, 1999 record date.

The Company has not issued dividends since the year 2000. However, it promises to declare dividends once the deficit is offset and the market for the coming years proper.

- 5.2 The stocks of WPI shares which are listed on the Philippine Stock Exchange for the last two calendar years are as set out hereunder:

Peso	High	Low
2019		
January – March 2019	0.830	0.640
April- June 2019	0.810	0.640
July- September 2019	0.890	0.650
October- December 2019	0.700	0.570

Peso	High	Low
2018		
January – March 2018	1.350	0.790
April- June 2018	1.030	0.720
July- September 2018	0.860	0.650
October- December 2018	0.740	0.450

The price of the stock is at 0.370 as of June 1, 2020.

- 5.1 The number of stockholders of record as of December 31, 2019 on the Register of Shareholders was 436 but the company is not able to identify the actual number of beneficial owners who are registered under the name of the member companies of the Philippine Stock Exchange (PSE). Common shares outstanding as of December 31, 2019 were 2,498,991,753. There are no sales for the last three years of unregistered securities.

- 5.2 The list of top 20 stockholders of record as of December 31, 2019 is as stated hereunder:

	STOCKHOLDER'S NAME	TOTAL	PERCENTAGE
		HOLDINGS	TO
		(SUBSCRIBED)	TOTAL
1	THE WELLEX GROUP, INC.	1,128,466,800	45.157
2	PCD NOMINEE CORP. (FILIPINO)	610,221,673	24.419
3	SILVER GREEN INVESTMENTS LTD.	180,230,000	7.212
4	CHESA HOLDINGS, INC.	175,924,000	7.040
5	TYBALT INVESTMENT LTD.	135,010,000	5.403
6	PACIFIC WIDE REALTY DEVELOPMENT CORP.	36,445,000	1.458
7	KENNETH T. GATCHALIAN	30,000,100	1.200
8	REXLON T. GATCHALIAN	30,000,000	1.200

9	WESLIE T. GATCHALIAN	30,000,000	1.200
10	FORUM HOLDINGS CORPORATION	20,626,000	0.825
11	PCD NOMINEE CORP. (NON-FILIPINO)	17,241,501	0.690
12	PRIMARY STRUCTURES CORPORATION	16,212,500	0.649
13	PACIFIC REHOUSE CORPORATION	15,598,900	0.624
14	REXLON GATCHALIAN	14,740,000	0.590
15	METRO ALLIANCE HOLDINGS & EQUITIES, INC.	14,370,000	0.575
16	MIZPAH HOLDINGS, INC.	10,489,200	0.420
17	ELVIRA A. TING	10,000,009	0.400
18	CATALINA ROXAS MELENDRES	6,246,000	0.250
19	MANUEL H. OSMENA &/OR MANUEL L. OSMENA II	1,400,000	0.056
20	ROLANDO M. LIM	1,142,500	0.046

Item 6. Management's Discussion and Analysis or Plan of Operation

Below are the results of operations of the Parent Company and its subsidiaries, for the years ending December 31, 2019 and 2018 together with its financial conditions as of the same period.

RESULTS OF OPERATIONS (Amounts in P)

	2019	2018
Revenues	1,939,790,405	1,849,911,991
Less: Costs and Expenses	1,376,422,292	1,390,470,374
Gross Income	563,368,113	459,441,617
Other Expenses (Income)	(12,183,378)	729,144,544
Net Income (Loss) Before Income Tax	575,551,491	(269,702,927)
Income Tax Expense (Benefit)	141,147,012	(157,773,765)
NET INCOME (LOSS)	434,404,479	(111,929,162)
Earnings (Loss) Per Share	0.161	0.017

FINANCIAL CONDITION (Amounts in P)

	2019	2018
ASSETS		
Current Assets	4,180,341,221	3,775,183,959
Non Current Assets	8,870,954,285	6,881,137,829
Total Assets	13,051,295,506	10,656,321,788
LIABILITIES		
Current Liabilities	2,882,792,090	2,525,749,457
Non-current Liabilities	2,811,752,220	2,193,646,150
Total Liabilities	5,694,544,310	4,719,395,607
Total Stockholders' Equity	6,590,880,878	5,207,871,208
Minority Interest	765,870,318	729,054,973
Total Liabilities & S/H Equity	13,051,295,506	10,656,321,788

Calendar Year -ended December 31, 2019 as compared with Calendar Year ended December 31, 2018

RESULTS OF OPERATION

Revenues and Earnings per share

- Total revenues for year ended Dec. 31, 2019, was higher than the previous year. In actual performance, revenues from hotel & other subsidiaries for the year 2019 is at P1.94B compared to 2018's P1.85B, increasing by 5%.

Earnings per share for 2019, P0.161 and P0.017 for 2018. There are no potentially dilutive shares as of December 31, 2019

Cost and expenses

- Cost and expenses of 2019 is at 1.38B compared to last year's 1.39B

FINANCIAL CONDITION

Cash and cash equivalents – This account decreased by P37.286M which is lower from last year by 5.23%.

Receivables – Increased by 8.69% from P561.48M in 2018 to P610.27M in 2018.

Notes Receivable – Decreased for the year by 18.245M or a decrease of 7.18%.

Inventories – Inventories increased by 24.22% from last year.

Due from related parties-current portion – The account increased to P2.424M an amount 16.27% higher from last year. This represents interest bearing advances to TWGI, PRC and Crisanta Realty. It also includes transactions with PHES which is non-interest bearing.

Prepaid expenses and other current assets – An increase of P66.683M from last year's P137.87M. Prepaid expenses are defined as payment for services and/or benefits yet to be performed or received; it also includes prepaid taxes and insurance.

Property plant & equipment – There was a 29.67% increase from last year's P5.10B. In compliance with PAS 27, property and equipment (except operating and transportation equipments) were carried at revalued amounts effective 2009.

Other non current assets – There is an increase of P504.64M on this account compared to last year's 198.442M

Current Liabilities – The account consisted of trade payable, income tax payable, accruals and loans payable. The account increased by 14.19% from last year; P2.53B in 2018 to P2.88B in 2019.

Loans Payable – Current portion of the loan remains at 650M. Non-current portion amounts to 890.43M or a decrease of 277.66M

Other current liabilities – The account resulted in a decrease from 43.15M last year to 220.96M this year. This refers to concessionaire, other deposits and deferred income.

Calendar Year -ended December 31, 2018 as compared with Calendar Year ended December 31, 2017

RESULTS OF OPERATION

Revenues and Earnings per share

- Total revenues for year ended Dec. 31, 2018, was lower than the previous year. In actual performance, revenues from hotel & other subsidiaries for the year 2018 is at P1.85B compared to 2017's P2.1B, decreasing by 12%.

Earnings per share for 2018, P0.017 and P0.087 for 2017. There are no potentially dilutive shares as of December 31, 2018, 2017, 2016.

Cost and expenses

- Cost and expenses of 2018 is at 1.39B which decreased by 2.13% compared to last year.

FINANCIAL CONDITION

Cash and cash equivalents - This account increased by P366.71M which is higher from last year by 106.01%.

Receivables - Increased by 145.87% from P228.36M in 2017 to P561.48M in 2018.

Notes Receivable - The Group extended loans to Acesite Leisure and Entertainment Corporation (ALEC) amounting to P195.01 million payable on December 31, 2018, and bear interest at 4% per annum (see Note 21). The loan is guaranteed by another entity in behalf of ALEC.

Inventories - Inventories decreased by 27.75% from last year.

Due from related parties-current portion - The account increased to P2.08B an amount 30% higher from last year. This represents interest bearing advances to TWGI, PRC and Crisanta Realty. It also includes transactions with PHES which is non-interest bearing. This year of 2018, these advances are due in one year, subject to yearly renewal and re-pricing.

Prepaid expenses and other current assets - An increase of P40.31M from last year's P97.56M. Prepaid expenses are defined as payment for services and/or benefits yet to be performed or received; it also includes prepaid taxes and insurance.

Property plant & equipment - There was a 20.14% decrease from last year's P6.39B. In compliance with PAS 27, property and equipment (except operating and transportation equipments) were carried at revalued amounts effective 2009.

Other non current assets - There is an increase of P168.22M on this account, an amount equivalent to 556.62% compared from last year.

Current Liabilities - The account consisted of trade payable, income tax payable, accruals and loans payable. The account increased by 30.92% from last year; P1.93B in 2017 to P2.53B in 2018.

Loans Payable - Current portion of the loan increased from 375M to 650M which is an increase of 73.33%. Non-current portion amounts to 1,168,085,107 which was not existent last year

Other current liabilities - The account resulted in an increase of 205.58M. This refers to concessionaire, other deposits and deferred income.

Key Variable and Other Qualitative and Quantitative Factors:

- a. Any known Trends, Events or Uncertainties-(material impact on liquidity)- NONE

- b. There are no events that will trigger direct or contingent financial obligation that is material to the company, including any default or acceleration of an obligation.
- c. There are no material off-balance sheet transactions, arrangements, obligations (including, contingent obligations), and other relationship of the company with unconsolidated entities or other persons created during the reporting period.
- d. The group is not subject to externally-imposed capital requirements.
- e. From continuing operations, the Company is not exposed to any significant elements of income or loss except for those already affecting profit or loss.

Financial Risk and Capital Management Objectives and Policies

The Group's principal financial instruments comprise of cash and cash equivalents, receivables, due from related parties, AFS investment, accounts payable and accrued expenses (except for local taxes and output VAT, withholding taxes and deferred income), other current liabilities, loans payable, and other non-current liabilities. These financial instruments arise directly from operations.

The main risks arising from the financial instruments of the Group are credit risk, liquidity risk and market risk. There has been no change to the Group's exposure to risks or the manner in which it manages and measures the risks in prior financial year. The Group's management reviews and approves policies for managing each of these risks and they are summarized as follows:

Credit Risk

Credit risk is the risk of financial loss to the Group if a customer or counterparty to a financial instrument fails to meet its contractual obligations, and arises principally from the Group's receivables.

The Group has established a credit policy under which each new customer is analyzed individually for creditworthiness before the Group's standard payment and delivery terms and conditions are offered. The Group's review includes external ratings, if they are available, financial statements, credit agency information, industry information, and in some cases bank references. The Group limits its exposure to credit risk by establishing credit limits and maximum payment period for each customer, reviewing outstanding balances to minimize transactions with customers in industries experiencing particular economic volatility.

With respect to credit risk from other financial assets of the Group, which mainly comprise of due from related parties, the exposure of the Group to credit risk arises from the default of the counterparty, with a maximum exposure equal to the carrying amount of these instruments.

There is no other significant concentration of credit risk in the Group.

The credit quality of the Group's financial assets that are neither past due or impaired is considered to be of good quality and expected to collectible without incurring any credit losses.

Liquidity Risk

Liquidity risk is the risk that the Group will not be able to meet its financial obligations as they fall due.

The Group monitors and maintains a level of cash deemed adequate by the management to finance the Group's operation and mitigate the effects of fluctuations in cash flows. Additional short-term funding is obtained through related party advances and from bank loans, when necessary.

Ultimate responsibility for liquidity risk management rests with the BOD, which has established an appropriate liquidity risk management framework for the management of the Group's short, medium and long-term funding and liquidity management requirements. The Group manages liquidity risk by maintaining adequate reserves, by continuously monitoring forecast and actual cash flows and matching the maturity profiles of financial assets and liabilities. For the Group's short-term funding, the Group's policy is to ensure that there are sufficient working capital inflows to match repayments of short-term debt.

Market Risk

Market risk is the risk that the fair value or cash flows of a financial instrument of the Group will fluctuate due to change in market prices. Market risk reflects interest rate risk, currency risk and other price risks.

Since the Group's loan in U.S. dollar had been fully paid in March 2016, the Group is not anymore significantly exposed to changes in foreign currency exchange rates.

Interest Rate Risk

Cash flow interest rate risk is the risk that the future cash flow of the financial instruments will fluctuate because of the changes in market interest rates. Fair value interest rate risk is the risk that the fair value of a financial instrument will fluctuate due to changes in market interest rates.

The Group's financial instrument that is primarily exposed to interest risk is the interest-bearing funds made available by the Parent Company to WCCCHI to finance the construction of the Cebu City Hotel Project. Such funds were substantially sourced from a P375.00 million loan from SSS, as well as the stock rights offering of the Parent Company. Since 2006, the Parent Company charged WCCCHI on the related interests and penalties on the contention that the latter benefited from the proceeds of the SSS loan (see Note 13). Starting 2017, WCCCHI was not anymore charged with the interest on SSS loan because the Parent Company has assessed that it has already fulfilled its obligations related to its use of proceeds from such loan.

Equity Price Risk

Equity price risk is the risk that fair value of future cash flows of a financial instrument will fluctuate because of changes in market prices (other than those arising from interest rate risk or currency risk), whether those changes are caused by factors specific to the individual financial instrument or its issuer, or factors affecting all similar financial instruments traded in the market.

The Group is exposed to equity price risk because of its investment in shares of stock of WII which are listed in the PSE totaling to 86.71 million shares as at December 31, 2018 and 2017 (see Note 8f).

The Group monitors the changes in the price of the shares of stock of WII. In managing its price risk, the Group disposes of existing or acquires additional shares based on the economic conditions.

Fair Value of Financial Assets and Liabilities

The carrying amount of cash and cash equivalents, receivables, current portion of due from related parties, accounts payable and accrued expenses and other current liabilities approximate their fair values due to the short-term maturity of these instruments.

The fair value of interest-bearing due from related parties and loans payable is based on the discounted value of expected future cash flows using the applicable market rates for similar

types of instruments as of the reporting date, thus, the carrying amount approximates fair value.

The fair value of AFS investment was determined using the closing market price of the investment listed on the PSE as of December 31, 2018 and 2017.

Risk Management Structure

Board of Directors

The BOD is mainly responsible for the overall risk management approach and for the approval of risk strategies and principles of the Group. It also has the overall responsibility for the development of risk strategies, principles, frameworks, policies and limits. It establishes a forum of discussion of the Group's approach to risk issues in order to make relevant decisions.

Risk Management Committee

Risk management committee is responsible for the comprehensive monitoring, evaluating and analyzing of the Group's risks in line with the policies and limits set by the BOD.

Capital Management

The primary objective of the Group's capital management is to ensure its ability to continue as a going concern and that it maintains a strong credit rating and healthy capital ratios in order to support its business and maximize shareholder value. Capital is defined as the invested money or invested purchasing power, the net assets or equity of the entity. The Group's overall strategy remains unchanged from 2018 and 2017.

The Group manages its capital structure and makes adjustments to it, in light of changes in economic conditions. To maintain or adjust the capital structure, the Group may adjust the dividend payment to shareholders, return capital to shareholders or issue new shares. For purposes of the Group's capital management, capital includes all equity items that are presented in the consolidated statement of changes in equity, except for revaluation surplus on property and equipment, retirement benefits reserve, foreign currency translation adjustment and fair value reserve.

The Group's capital management, among other things, aims to ensure that it meets financial covenants attached to the omnibus and security loan agreement. Breaches in meeting the financial covenants would permit the bank to immediately call the loans. There have been no breaches of the financial covenants in the current period.

Item 7. Financial Statements

The consolidated financial statements are filed as part of this Form 17-A, attached hereto and marked as Annex 'A'.

INFORMATION ON INDEPENDENT ACCOUNTANT AND OTHER RELATED MATTERS

1) External Audit Fees and Services

KPMG R.G. Manabat & Co. began the external audit of the financial statements of Waterfront Philippines, Inc. and its subsidiaries for the calendar year ended December 31, 2002 until present, December 31, 2019.

A) Audit and Audit-Related Fees, net of Tax

	FOR THE CALENDAR YEAR ENDED DECEMBER 31,	
	2019	2018
<i>Aggregate Fees Billed for the external audit of the Company's financial statements</i>	3,818,920	3,826,000

B) Tax Fees

None

C) All Other Fees

None

Item 8. Changes in and Disagreements with Accountants on Accounting and Financial Disclosure

None

PART III - CONTROL AND COMPENSATION INFORMATION

Item 9. Directors and Executive Officers of the Registrant

9.1 The names and ages of the Directors and Executive Officers as of December 31, 2019 are as follows:

Office	Name	Age	Citizenship	Position in Other Listed Companies
Chairman of the Board	Sergio R. Ortiz-Luis, Jr.	75	Filipino	Independent Director-Waterfront Philippines, Inc., President & CEO - Philippine Exporters Confederation, Inc. (PHILEXPORT); Honorary Chairman - Philippine Chamber of Commerce & Industry, Employers Confederation of the Philippines, Integrated Concepts and Solutions, Inc., Vice-Chairman of Alliance Global, Inc.; Director - International Chamber of Commerce of the Philippines, Manila Exposition Complex, Inc., Lasaltech Academy, BA Securities, Rural Bank of

				Baguio, GSI.; Gov't Affiliations: Vice-Chairman - Export Development Council; Civic Organizations: Chairman - Rotary Club of Green Meadows, Director - PILAK Foundation, Universal Access Center for Trade Others: Honorary Consul General - Consulate of Romania in the Philippines.
Director	Kenneth T. Gatchalian	44	Filipino	Director-Wellex Industries Inc.; President & CEO of Acesite (Phils.) Hotel 2007-present; President and Chief Executive Officer of Philippine Estates Corporation 2010-2011; Director-Forum Pacific Inc.
Director	➤ Arthur M.Lopez	74	Filipino	Owner and Principal Consultant of AML Hotel Consultancy, Management and Technical Services Consultant of Federal Land and owner of Grand Hyatt Projects and Marco Polo Cebu; Director-Philippine Estates Corp., Chairman- Acesite Phils. Hotel Corp, Hotel Management Consultant of the B Hotel Manila, Bellevue Bohol Resort in Panglao, B Hotel Quezon City, Bellevue Baguio (opening in 2018) and Bloomberry Casino Hotels & Resorts; Regional Director of Asia Pacific Top Management International Resources Corp.; Hotel Management Consultant of Double Dragon properties Corporation. President of Legoli Holdings Inc and Arleff Holdings Inc. and President of Phil. Hotel Federation Inc.
Director	Dee Hua T. Gatchalian	72	Filipino	Director- Philippine Estates Corporation, Acesite (Philippines) Hotel Corporation; EVP- Finance and Admin The Wellex Group, Inc., & Plastic City Corporation. Chairperson of Jesus Our Life Ministries, Inc.
Director	Reno I. Magadia	50	Filipino	Managing Director- Misons Industrial & Development Corp., Metro Combined Logistics Solutions, Inc.; Director - Metro Alliance Holdings and Equities Corp. Vice-President and Director of Mercator Filter Manufacturing Corporation.
Director	Lamberto B. Mercado, Jr.	56	Filipino	Director-The Wellex Group, Inc., Metro Alliance Holdings & Equities Corp., Forum Pacific, Inc. Director- Acesite (Phils.) Hotel 2004-present, Air Philippines Corporation and Philippine International Airways, Inc.
Director	➤ Renato C. Francisco	77	Filipino	Associate Justice-Court of Appeals, Former Executive Judge of the Regional Trial Court, Former Assistant City Prosecutor for Makati City
Director	➤ Ruben D. Torres	79	Filipino	Independent Director Waterfront Philippines, Inc., President -BPO Workers Association of the Phils.; Senior Partner - Torres Caparas Torres Law Offices; Secretary General-Katipunan ng Manggagawa at

				Magsasaka ng Pilipinas; Chairman/CEO - Service Exporters Risk Management & Consultancy Co., Towers Corporation and Optimus Medical Care and Trading Corporation.
Director and Treasurer	Elvira A. Ting	60	Filipino	President & CEO - Philippine Estates Corporation; Director-Wellex Industries, Inc., Forum Pacific, Inc., Orient Pacific Corporation, Crisanta Realty and Development Corporation, Recovery Development Corporation, The Wellex Group, Inc., Plastic City Industrial Corporation.
Corporate Secretary	Arthur R. Ponsaran	77	Filipino	Director-Philippine Estate Corporation, Wellex Industries, Inc., Forum Pacific, Inc. Acesite (Phils.) Hotel, Managing Partner-Corporate Counsels, Phils., Chairman of Value Management and Options Corp and Corp Secretary of Producers Rural Banking Corp., The Wellex Group, Inc., MRL Gold Phils., Inc., Village Foundation, Shuykill Assets Strategists (SPV-AMC), Inc., Petrolift Corp.

➤ *Independent Directors*

A brief description of the directors' and executive officers' business experience and other directorship held in other reporting companies are provided as follows:

Sergio Ortiz-Luis, Jr.	Chairman of the Board
<p>He has degrees of Bachelor of Arts and Bachelor of Science in Business Administration from De La Salle University; PhD Humanities from Central Luzon State University, and PhD Business Technology from Eulogio "Amang" Rodriguez Institute of Science and Technology. He is the President and CEO of Philippine Exporters Confederation, Inc. An Honorary Chairman of Philippine Chamber of Commerce & Industry, Employers Confederation of the Philippines as well as Integrated Concepts & Solutions, Inc. He is the Vice Chairman of Alliance Global, Inc., Export Development Council. He is a Director of Manila Exposition Complex, Inc., Lasaltech Academy, Philippine Estate Corporation, BA Securities, Rural Bank of Baguio, PILAK Foundation, and Universal Access Center for Trade and Philippine International Training Corporation. He is a Council Adviser Member of Philippine Foundation, Inc., a Founding Director of International Chamber of Commerce of the Philippines and GS1. He is also a member of the Board of Advisers of Southville International School and Colleges. He is a commissioner of Patrol 117, a Financing Champion of National Competitiveness Council and a Private Sector Representative of Bamboo Council. He is also a Chairman of Rotary Club of Green Meadows Foundation and also a Chairman of Council of Advisers Eastern Police District. He is the Past President of Rotary Club of Green Meadows Quezon City RI District 3780; a Board of Advisers Member of Council of Advisers Philippine National Police, a senator of Philippine Jaycee Senate, Captain of Philippine Coastguard Auxiliary and a member of the League of Corporate Foundation. He is the Honorary Consul General of Consulate of Romania in the Philippines, a Treasurer of Consular Corps of the Philippines and an Honorary Adviser of International Association of Education for World Peace. Some awards that he received were International Peace Award for Economic Development in 2005, Most Outstanding Citizen of Nueva Ecija in the Field of Business in 2005 also, Most Outstanding Pasigueno in 2006, Uilirang Ama also in 2006 and Presidential Merit Award Medal in 2007. He became an Independent Director of Waterfront Philippines, Inc. since August 2006-present. In 2014, he attended Exporter's Partner in Gearing the Country for the</p>	

AEC Markets of the World 2, Technology Innovation and Entrepreneurship as Competitive Strategies PHILAAS 63rd Annual Convention and lastly, Bringing the Buy Pinoy Campaign to the Next Level.

Kenneth T. Gatchalian	President
------------------------------	------------------

Mr. Kenneth T. Gatchalian is a President of the Company. He is a member of the Board of Forum Pacific, Inc. and Wellex Industries, Inc., and The Wellex Group, Inc. Holds a Degree in Bachelor of Science in Architecture from University of Texas in San Antonio, Texas, USA. He's been the Director of Waterfront since February 2001.

Arthur M. Lopez	Director
------------------------	-----------------

Hotel management consultant specializing in general hotel management consultancy services, marketing, hotel design development/technical services, gaming, hotel feasibility study, pre and post hotel opening management services, asset management/owner's representative, food and beverage concept and service, mergers and acquisitions, travel and tours, theme parks and third party management and branding. The Owner and Principal Consultant of AML Hotel Consultants. Hotel Management and Development Consultant - Double Dragon Properties Corporation (PSE listed) - Hotel of Asia Inc. - Jin Jiang Ortigas, Jin Jiang Inn Makati, Injap Tower Iloilo, Hotel 101 Manila (500 rooms), Hotel 101 Fort project (600 rooms, under construction); Hotel 101 Bohol (250 rooms, under construction); Hotel Management and Development Consultant - Bellevue Bohol Resort, The Bellevue Hotel Manila, The B Hotel Manila, B Hotel Quezon City; Bellevue Baguio (under construction) opening in 2018; Bellevue Bohol Resort extension (140 rooms) opening 2019. Hotel Management and Development Consultant - Wydham Garden (Wellworth Properties and Development Corporation) Quezon City (200 rooms) opening in 2020 and in a resort hotel in Mactan, Cebu City (300 rooms) opening in 2021. The Chairman - Philippine Estates Corporation (PSE listed) and Acesite Philippines Hotel Corporation, owner of Manila Pavilion Hotel (PSE listed). Director - Waterfront Hotels and Casinos (PSE listed) - Waterfront Cebu City Hotel & Casino, Manila Pavilion Hotel & Casino, Waterfront Airport Hotel & Casino and Waterfront Insular Hotel Davao. President - Philippine Hotel Owners Association, Inc. (PHOAI) - the largest group of hotel owners and developers in the Philippines. Holds a Bachelor of Science degree in Commerce, major in Management, and a Master's Degree in Business Administration (MBA), both from the University of Santo Tomas in the Philippines. He completed a Tourism Management course at the East-West Center, University of Hawaii, Honolulu, Hawaii and Cornell University, Ithaca, New York, USA.

Dee Hua T. Gatchalian	Director
------------------------------	-----------------

Mrs. Gatchalian was elected director of the Company since 24 June 2004-present. She is the Executive Vice-President of The Wellex Group, Inc., and also the Executive Vice-President of Plastic City Corporation. She is a board of director of Philippine Estates Corporation, and Acesite (Phils.) Hotel Corp. She graduated with a degree in Medical Technology from the Far Eastern University in 1970. In addition to her numerous positions in business firms, she is the Chairperson of Jesus Our Life Ministries, Inc., a non-profit, non-stock organization duly registered with the Securities and Exchange Commission.

Reno I. Magadia	Director
------------------------	-----------------

A Master's degree holder in Business Administration from Pepperdine University in Los Angeles, California, Mr. Magadia is currently the Managing Director of holding firm, Misons Industrial and Development Corp. He is also the Managing Director of Metro Combined Logistics Solutions, Inc. He is on the Board of Directors of Metro Alliance Holdings and Equities Corporation. He held the posts of Vice President and Director of Mercator Filter Manufacturing Corporation. He also worked as Head Portfolio Manager of stock brokerage firm, Papa Securities Corporation. He was also the President and Founder of the Youth Leaders for Change, a non-profit and multi-sectoral organization for youth leaders in Quezon City. He was elected as Director of Waterfront Philippines, Inc., since September 17, 2005-present.

Lamberto B. Mercado, Jr.	Director
---------------------------------	-----------------

A lawyer and a CPA by profession, Atty. Mercado is a member of the Board of Directors of several publicly-listed companies namely: Waterfront Philippines, Inc., Metro Alliance Holdings & Equities Corp., Forum Pacific, Inc., Acesite (Philippines) Hotel Corporation and Wellex Industries, Inc. He is

currently the Vice-President for Legal Affairs of the Wellex Group, Inc. In the past as Deputy Administrator for Administration, he had supervised the largest group in the Subic Bay Metropolitan Authority (SBMA). He had also, helped in the drafting of Administrative Orders to effectively implement R.A. 7227 (the law creating the Subic Bay Freeport Zone) and its implementing rules and regulations. He was the President of Freeport Service Corporation, a subsidiary of SBMA and helped in the creation and organization of this service corporation. He was also a Director of Acesite (Phils.) Hotel Corporation since June 24, 2004-present. Associate Lawyer of Gascon, Garcia and Associates. He studied BSC Major in Accountancy at the University of Santo Tomas and Bachelor of Laws (LLB) at the Ateneo de Manila University School of Law, graduated in 1985 and 1990, respectively. He has been a director of Waterfront Philippines Inc., since July 2003-present.

Renato C. Francisco	Director
----------------------------	-----------------

A veteran legal professional, Justice Renato C. Francisco has been serving as an Associate Justice for the Court of Appeals from May 31, 2012 – August 20, 2018. An Ateneo De Manila University graduate for his Bachelor of Laws, Justice Francisco has served in the judiciary as a Presiding/Executive Judge for the Regional Trial Court – Branch 19 of Malolos, Bulacan. Prior to that, he has also been the Assistant City Prosecutor for Makati City from 1992 to 1996. His extensive knowledge about the judiciary and legislations was further improved by the training programs that he has been a part of including The Harvard Negotiation Intensive, The Seminar-Workshop on Substantive Law and Jurisprudence on Intellectual Property for Court of Appeals Justices.

Ruben D. Torres	Director
------------------------	-----------------

Mr. Ruben Torres graduated in the University of the Philippines with a degree of Bachelor of Arts (Political Science) after which, he finished the degree of Bachelor of Laws at the same university. Presently he is also the President of BPO Workers Association of the Philippines and Senior Partner of Torres Caparas Torres Law Office. He is also the Secretary General of Katipunan ng Manggagawa at Magsasaka ng Pilipinas. He is associated with the Integrated Bar of the Philippines and Philippine Academy of Professional Arbitrators. His former positions include being a Member of the House of Representatives of the 2nd District of Zambales, Executive Secretary of the Office of the President in Malacañang, Secretary of the Department of Labor and Employment. Mr. Torres became an Independent Director of Waterfront Philippines, Inc. since August 2006-present.

Elvira A. Ting	Director and Treasurer
-----------------------	-------------------------------

Ms. Elvira A. Ting earned her Bachelor's Degree in Business Administration major in Management from the Philippine School of Business Administration. Has been the Director of Waterfront Philippines, Inc., since October 2000-present. She is also the President/Director of Philippine Estates Corp., a director Wellex Industries, Inc., The Wellex Group, Inc., and Forum Pacific, Inc. She is also a Director/CFO of Acesite Phils. Inc. since 2004-present.

Executive

Kenneth T. Gatchalian	President
------------------------------	------------------

(see above description)

Precilla O. Toriano	Corporate Finance Director
----------------------------	-----------------------------------

Ms. Toriano joined Waterfront in September 10, 2001 as Asst. Financial Controller of Waterfront Cebu City Casino Hotel. After five (5) months, she became the Financial Controller before she was promoted as Corporate Finance Director for the group. Before joining Waterfront, she has already been working with the group; she worked as Internal Auditor at Air Philippines Corp. and eventually transferred to The Wellex Group, Inc. to join the Corporate Internal Audit team, which paved the way for her coming in the Waterfront Hotels and Casinos. She is a CPA by profession; she graduated at the University of the East with a degree of Bachelor of Science in Business Administration Major in Accounting. She took up MBA units in the Polytechnic University of the Philippines. After graduation, she worked as an accounting staff at Liberty Corrugated Boxes Manufacturing, Inc. Then, she moved to Control Management Inc. as an Internal Auditor. After which, she worked for Philippine Remnants Corp. as an Accounting Manager.

She had several trainings in the following fields: Managerial Leadership and Decision Making Skills, the Basics of Management Audit, Supervisory Effectiveness, Accounting and BIR Regulations, Accounting and Bookkeeping Audit, Operations Audit, Living and Working in Balance, Management Development Program, Accounting & Administrative Control, and Lean Six Sigma. In 2005 she acquired a Certification in Financial Management for Hotels at Cornell University School of Hotel Administration, in New York USA focusing on High Performance Financial Management For Hotels Operations, Hospitality Financial Management & Operations Decision Making, and Fraud Controls for Managers. She attended the CFO Congress 2007 at Malaysia. In 2010 she was sent to Singapore to attend the Strategic & Sustainable Cost Control Training. She attended the Financial Modeling Seminar in Singapore in 2011. In the year 2012 in June-July, she was sent by the company to New York to attend the Management Development Program at Cornell University thus granting her the “Certification in Strategic Management”. This June 2015, she took the 3-day MBA for Chief Finance Officers held in Kuala Lumpur, Malaysia.

Maria Socorro Cotelo	Corporate Planning Director
-----------------------------	------------------------------------

Ms. Cotelo is the Corporate Planning Director for Waterfront Hotels & Casinos. She joined Waterfront in 2003 as Sales Accounts Manager before she moved to help establish Revenue Management in the company from there she continued to work in the Corporate Planning Division undertaking Standardization, Business Development, Reservation & Distribution and Corporate Information Technology. She earned her Bachelor’s Degree in Economics at the University of San Carlos and took up masteral units for the same course before pursuing her Bachelor of Laws from SouthWestern University, Cebu City. After completing her Bachelor of Laws, she worked for the Davide, Calderon, and Tolentino Law office in 2002 and as part-time instructor for the University of San Carlos, Economics Department. She had significant training in Hotel Management and Distribution Systems and attended Revenue Management seminars specifically on Pricing, Travel distribution and technology, Project Management, Branding, and Selling Skills workshops. Her speaking engagement to two of these international seminars & forums under the Travel Distribution Summit Asia in 2008 and 2009 include topics on Revenue Management in Tough times and Integrating Sales and Marketing in Revenue Management. She completed her Certification in Revenue Management at Cornell University, New York in 2011 with focus on hotel and restaurant revenue management, strategic pricing, demand management, strategic marketing and financial management.

Lanelle Cristina M. Barba	Corporate Peers’ Resources and Development Director
----------------------------------	--

Ms. Barba, joined Waterfront on June 2006–April 2008 as Employee/Labor Relations Officer in Waterfront Pavilion Hotel and Casino, and was appointed as Peers Resources’ and Development Director of the same property on April 30, 2008. Currently, she is the Corporate Peers’ Resources and Development Director of Waterfront Hotels and Casinos. She earned her Bachelor’s Degree in Elementary Education at the University of Santo Tomas. Prior joining with Waterfront, she is the HR Officer of Asia Select Inc. and Research Analyst under Employee Relations and Benefits Division of Metrobank. She was sent to various trainings and seminars and in 2009, she was sent to Nanyang University, Singapore to attend the PDP 2009 Building the Human Capital Base: Essential HR Practices for Managers. In 2011 to Bangkok, Thailand for HR Audit training. On August 15, 2018, she completed the seminar on Corporate Governance.

9.2 The Directors of WPI are elected at the annual stockholders’ meeting to hold office until the next succeeding annual meeting and until their respective successors have been elected and qualified. Officers are appointed or elected annually by the Board of Directors at its first meeting following the Annual Meeting of Stockholders, each to hold office until the corresponding meeting of the Board of Directors in the next year or until a successor shall have been elected, appointed or shall have qualified. For the year 2019 the Board of Directors’ meeting for the election of the Executive Officers was held on last October 19, 2019. The Directors are to serve one year from then. The last annual stockholders’ meeting was held at the Waterfront Cebu City Hotel.

9.3 Mr. Kenneth T. Gatchalian is a child of Ms. Dee Hua T. Gatchalian. Ms. Elvira A. Ting is a sister of Ms. Dee Hua T. Gatchalian and an aunt of Mr. Kenneth T. Gatchalian.

There are no other relationships among the officers listed.

9.4 None of the Directors and Executive Officers of the Corporation is engaged in any material litigation either as Plaintiff or Defendant, and the Directors and Executive Officers do not have any knowledge of any proceedings pending or threatened against them for the past five years that are material to evaluation of the integrity and ability of any director including but not limited to the following: (a) Any bankruptcy petition filed by or against any business of which such person was a general partner; (b) any conviction by final judgment, including the nature of the offense, including in a criminal proceeding, domestic or foreign, or being subject to a pending criminal proceeding, domestic or foreign, excluding traffic violations and minor offenses; (c) Being subject to any order, judgment, or decree, not subsequently reversed, suspended or vacated, of any court of competent jurisdiction, domestic or foreign, permanently or temporarily enjoining, barring, suspending or otherwise limiting his involvement in any type of business, securities, commodities or banking activities; and (d) Being found by a domestic or foreign court of competent jurisdiction (in a civil action), the Commission or comparable foreign body, or a domestic or foreign Exchange or other organized trading market or self regulatory organization, to have violated a securities or commodities law or regulation, and the judgment has not been reversed, suspended, or vacated.

9.5 There is no significant employee to the Company who is not an executive officer but who is expected by the Company to make a significant contribution to the business except for the Training Consultant and Legal Consultants, the organic pool of trainors as of the moment. In order to protect the long-term viability of the firm with regard to these people, the Company has included in their contracts a provision for conflict of interest, provision for lock in period and non-duplication of documents and developments with WPI copyrights.

Item 10. Executive Compensation

10.1 None of the directors receive compensation for serving as directors of the company.

10.2 The aggregate compensation paid to the four.

	Fiscal Year Ending December 31		
	2019	2018	2017
a) Aggregate compensation paid to four most highly compensated executive officers: -estimated			
i) Anders Hallden	12,402,100	11,811,525.00	11,249,070.00
ii) Precilla Toriano			
iii) Maria Socorro Coteló			
iv) Lanelle Barba			
b) Aggregate compensation paid to other Officers as a group unnamed -estimated	8,551,914	8,144,680.61	7,907,456.90

10.3 To date WPI has not issued any options or implemented any option scheme to its directors and officers.

10.4 There is no issuance of warrants or options for the year 2019 to the directors or executive officers.

Item 11. Security Ownership of Certain Beneficial Owners and Management**11.1 Security Ownership of Certain Record and Beneficial Owners**

As of December 31, 2019, WPI has no knowledge of any individual or any party who beneficially owns in excess of 10% of WPI's common stock except as set forth in the table below:

Title of Class	Name of Record/ Beneficial Owner	Amount & Nature of Record/Beneficial Ownership ("r" or "b")	Percent Of Class
Common	The Wellex Group, Inc.	1,128, 466, 800 "r" *	45.157
Common	PCD Nominee Corp.(Fil)	580, 381, 575 "r" **	24.441
Common	Silver Green Investments Ltd.	180, 230, 000 "r" **	7.212

*Ms. Elvira A. Ting, the Treasurer, represents The Wellex Group, Inc.

11.2 Security Ownership of Management

Title Of Class	Name of Owner	Amount and Nature of Ownership ("r" or "b")	Percent of Class
Common	Kenneth T. Gatchalian	30, 000, 100 r&b	1.200
Common	Arthur M. Lopez	1 r&b	0.000
Common	Elvira A. Ting	10, 000, 009 r&b	0.400
Common	Lamberto Mercado	100 r&b	0.000
Common	Arthur R. Ponsaran	110 r&b	0.000
Common	Dee Hua T. Gatchalian	350, 000 r&b	0.014
Common	Reno Magadia	10, 000 r&b	0.000
Common	Sergio R. Otiz-Luis Jr.	110 r&b	0.000
Common	Ruben Torres	1, 000 r&b	0.000

There are no persons holding a certain class of stocks under a voting trust or similar agreement. There are also no arrangements that may result in a change in control of the registrant.

Item 12. Certain Relationships and Related Transactions

The Directors by virtue of their interest in the shares of the Company are deemed to have interests in the shares of its subsidiary companies and associated companies to the extent the Company have an interest.

During the fiscal year, no director of WPI has received or become entitled to receive any benefit by reason of:


- i) a contract made with WPI or
- ii) a contract made with a related corporation or
- iii) a contract made with a firm of which the director is a member or
- iv) a contract made with a company in which the director has a substantial financial interest.


Item 13. Exhibits and Reports on SEC Form 17-C

- (a) Exhibits
- (b) Reports on SEC Form 17-C


[SIGNATURES

Pursuant to the requirements of Section 17 of the Code and Section 141 of the Corporation Code , this report is signed on behalf of the issue by the undersigned; thereunto duly authorized, in the City of CITY OF MANILA on 26 JUN 2020 2020.


KENNETH T. GATCHALIAN
President/ CEO/COO


ELVIRA A. TING
Treasurer/CEO



ARTHUR R. PONSARAN
Corporate Secretary


PRECILLA O. TORIANO
Corporate Finance Director

SUBSCRIBED AND SWORN to before me this 26 JUN 2020 day of 2020 affiant(s) exhibiting to me his/their Passport.

NOTARY PUBLIC

Doc. No. 141
Page No. 29
Book No. 11
Series of 2020


ATTY. GILBERTO B. PASIMANERO
Notary Public Until Dec. 31, 2021
Notarial Commission No. 2020-030
IBP# 092831 Pasig - 10-7-2019
PTR# Mia 9112245-1-02-2020
Roll# 25473, TIN# 103-098-346
MCLE Compl. No. VI-0011418 until 4-14-2022

COMPANY NAME : WATERFRONT PHILS., INC.

LIST OF TOP 100 STOCKHOLDERS

As Of December 31, 2019

STOCKHOLDER'S NAME	TOTAL HOLDINGS (SUBSCRIBED)	PERCENTAGE TO TOTAL
THE WELLEX GROUP, INC.	1,128,466,800	45.157
PCD NOMINEE CORP. (FILIPINO)	610,221,673	24.419
SILVER GREEN INVESTMENTS LTD.	180,230,000	7.212
CHESA HOLDINGS, INC.	175,924,000	7.040
TYBALT INVESTMENT LTD.	135,010,000	5.403
PACIFIC WIDE REALTY DEVELOPMENT CORP.	36,445,000	1.458
KENNETH T. GATCHALIAN	30,000,100	1.200
REXLON T. GATCHALIAN	30,000,000	1.200
WESLIE T. GATCHALIAN	30,000,000	1.200
FORUM HOLDINGS CORPORATION	20,626,000	0.825
PCD NOMINEE CORP. (NON-FILIPINO)	17,241,501	0.690
PRIMARY STRUCTURES CORPORATION	16,212,500	0.649
PACIFIC REHOUSE CORPORATION	15,598,900	0.624
REXLON GATCHALIAN	14,740,000	0.590
METRO ALLIANCE HOLDINGS & EQUITIES, INC.	14,370,000	0.575
MIZPAH HOLDINGS, INC.	10,489,200	0.420
ELVIRA A. TING	10,000,009	0.400
CATALINA ROXAS MELENDRES	6,246,000	0.250
MANUEL H. OSMENA &/OR MANUEL L. OSMENA II	1,400,000	0.056
ROLANDO M. LIM	1,142,500	0.046
FELIPE A CRUZ JR.	1,100,000	0.044
MARIA CONCEPCION CRUZ	876,000	0.035
FREYSSINET PHILIPPINES, INC.	770,000	0.031
BENSON COYUCO	605,000	0.024
LUCENA B. ENRIQUEZ	552,000	0.022
EMILY LIM	500,000	0.020
DEE HUA T. GATCHALIAN	350,000	0.014
MARVIN J. GIROUARD	330,000	0.013
ARTHUR H. OSMENA &/OR JANE Y. OSMENA	330,000	0.013
JOSE YAP &/OR CONCHITA YAP	330,000	0.013
DAVID LAO OSMENA	314,600	0.013
ANA L. GO	300,000	0.012
SEGUNDO SEANGIO &/OR VIRGINIA SEANGIO	297,000	0.012
CHARTERED COMMODITIES CORPORATION	294,999	0.012
DOMINGO C GO	275,000	0.011
DAVID LAO OSMENA	275,000	0.011
GARY GO DYCHIAO	200,000	0.008
MERIDIAN SEC., INC. A/C# 844	200,000	0.008
CRISTINO NAGUIAT, JR.	181,500	0.007
WILLIE TIO	159,500	0.006
BETO Y. LIM	150,000	0.006
PIERCE INTERLINK SECURITIES, INC.	150,000	0.006
AURORA V. SAN JOSE	143,000	0.006
YAN TO A. CHUA	132,000	0.005
CELY S. LIM	112,200	0.004
DEWEY CHOACHUY, JR.	111,300	0.004
WILSON CHUA &/OR BECKY QUE CHUA	110,000	0.004
WANG YU HUEI	110,000	0.004
KENSTAR INDUSTRIAL CORPORATION	110,000	0.004
JOHN CRHISTOPHER D. WEIGEL	110,000	0.004
WATERFRONT NOMINEES SDN BHD A/C#6	107,800	0.004

CATHAY SEC. CO., INC. A/C# 1030	100,000	0.004
CARRIE LIM	100,000	0.004
MANUEL H. OSMENA &/OR GRELINA L. OSMENA	100,000	0.004
PACIFIC CONCORDE CORPORATION	100,000	0.004
PACIFIC IMAGES, INC.	100,000	0.004
HANSON G. SO &/OR LARCY MARICHI Y. SO	100,000	0.004
CHONG PENG YNG	100,000	0.004
ALVIN TAN UNJO	88,000	0.004
TERESITA GO &/OR SATURNINA GO	87,000	0.003
GEORGE U. YOUNG, JR.	82,500	0.003
ROLANDO D. DE LEON	66,000	0.003
LIPPO SECURITIES, INC.	56,500	0.002
PRIMITIVO C. CAL	55,000	0.002
VICKY L. CHAN	55,000	0.002
MA. TERESA P. CRUZ	55,000	0.002
RENATO C. GENDRANO &/OR GENDRANO BERNADETTE	55,000	0.002
L.M. GARCIA & ASS., INC. A/C# 160	55,000	0.002
KIRBY YU LIM	55,000	0.002
LYDIA J. SY	55,000	0.002
EDILBERTO &/OR ROSITA TANYU &/OR WELLINGTON HO VELASCO	55,000	0.002
LIM TAY	55,000	0.002
FRUTO M. TEODORICO, JR.	55,000	0.002
LEONG JEE VAN	55,000	0.002
UY TIAK ENG	50,000	0.002
SANDRA E. PASCUAL	50,000	0.002
FRANCISCO C. SAN DIEGO	50,000	0.002
ROBERTO L. UY	50,000	0.002
RAMESES VICTORIUS G. VILLAGONZALO	50,000	0.002
NEIL JOHN A. YU	50,000	0.002
EBC SECURITIES CORPORATION	48,400	0.002
TAN DAISY TIENG	46,500	0.002
EAST ASIA OIL & MINING COMPANY, INC.	40,000	0.002
OCBC SECURITIES PHILS., INC.	40,000	0.002
JAY JACOBS	39,600	0.002
ROBERT KLING	39,600	0.002
ADRIAN LONG	39,600	0.002
GLADYS MAY L. OSMENA	39,600	0.002
MANILYNN L. OSMENA	39,600	0.002
MEGHANN GAIL L. OSMENA	39,600	0.002
MANUEL L. OSMENA, II	39,600	0.002
STEVE WOODWARD	39,600	0.002
LUZ YAMANE	38,500	0.002
LILY S. HO	36,300	0.001
ABACUS SECURITIES CORPORATION	35,200	0.001
LILIAN HONG	34,000	0.001
ARTURO GUANZON	33,000	0.001
INTERNATIONAL POLYMER CORPORATION	33,000	0.001
SEAFRONT RESOURCES CORP.	33,000	0.001
LEONCIO TIU	33,000	0.001

OUTSTANDING BALANCES FOR A SPECIFIC COMPANY
Company Code - WPI000000000 - WATERFRONT PHILIPPINES, INC.

Business Date: December 27, 2019

BP NAME	HOLDING
UPCC SECURITIES CORP.	75,000
A & A SECURITIES, INC.	2,151,700
ABACUS SECURITIES CORPORATION	26,145,686
PHILSTOCKS FINANCIAL INC	42,880,452
A. T. DE CASTRO SECURITIES CORP.	54,000
ALL ASIA SECURITIES MANAGEMENT CORP.	202,500
ALPHA SECURITIES CORP.	1,729,000
BA SECURITIES, INC.	1,508,001
AP SECURITIES INCORPORATED	18,125,000
ANSALDO, GODINEZ & CO., INC.	2,709,700
AB CAPITAL SECURITIES, INC.	5,520,500
SB EQUITIES, INC.	4,430,100
ASIA PACIFIC CAPITAL EQUITIES & SECURITIES CORP.	832,800
ASIASEC EQUITIES, INC.	653,000
ASTRA SECURITIES CORPORATION	5,000
BELSON SECURITIES, INC.	3,887,100
B. H. CHUA SECURITIES CORPORATION	50,000
JAKA SECURITIES CORP.	8,655,500
BPI SECURITIES CORPORATION	37,611,941
CAMPOS, LANUZA & COMPANY, INC.	2,352,702
SINCERE SECURITIES CORPORATION	1,045,000
BDO NOMURA SECURITIES INC	14,552,898
CTS GLOBAL EQUITY GROUP, INC.	779,138
TRITON SECURITIES CORP.	1,972,450
IGC SECURITIES INC.	1,959,000
CUALOPING SECURITIES CORPORATION	110,500
DBP-DAIWA CAPITAL MARKETS PHILPPINES, INC.	2,200
DAVID GO SECURITIES CORP.	959,000
DIVERSIFIED SECURITIES, INC.	4,443,800
E. CHUA CHIACO SECURITIES, INC.	5,388,100
EQUITABLE SECURIITES (PHILS.) INC.	27,200
EAST WEST CAPITAL CORPORATION	400,000
EASTERN SECURITIES DEVELOPMENT CORPORATION	8,857,200
EQUITIWORLD SECURITIES, INC.	507,600
EVERGREEN STOCK BROKERAGE & SEC., INC.	9,511,100
FIRST ORIENT SECURITIES, INC.	1,467,100
FIRST INTEGRATED CAPITAL SECURITIES, INC.	100
F. YAP SECURITIES, INC.	1,123,000
AURORA SECURITIES, INC.	926,700
GLOBALINKS SECURITIES & STOCKS, INC.	1,504,400
JSG SECURITIES, INC.	151,650

GOLDSTAR SECURITIES, INC.	3,133,300
GUILD SECURITIES, INC.	105,000
HDI SECURITIES, INC.	2,122,500
H. E. BENNETT SECURITIES, INC.	280,000
HK SECURITIES, INC.	9,100
I. ACKERMAN & CO., INC.	30,000
I. B. GIMENEZ SECURITIES, INC.	528,097
INVESTORS SECURITIES, INC,	887,000
IMPERIAL,DE GUZMAN,ABALOS & CO.,INC.	1,293,800
INTRA-INVEST SECURITIES, INC.	187,400
ASIAN CAPITAL EQUITIES, INC.	56,100
J.M. BARCELON & CO., INC.	921,500
STRATEGIC EQUITIES CORP.	893,900
LARRGO SECURITIES CO., INC.	122,000
LOPEZ, LOCSIN, LEDESMA & CO., INC.	3,300
LUCKY SECURITIES, INC.	263,500
LUYS SECURITIES COMPANY, INC.	865,500
MANDARIN SECURITIES CORPORATION	1,613,200
COL Financial Group, Inc.	143,114,554
DA MARKET SECURITIES, INC.	222,200
MERCANTILE SECURITIES CORP.	131,800
MERIDIAN SECURITIES, INC.	2,154,700
MDR SECURITIES, INC.	1,761,000
DEUTSCHE REGIS PARTNERS, INC.	66,300
MOUNT PEAK SECURITIES, INC.	120,000
NEW WORLD SECURITIES CO., INC.	2,244,000
OPTIMUM SECURITIES CORPORATION	1,962,650
RCBC SECURITIES, INC.	3,623,300
PAN ASIA SECURITIES CORP.	135,000
PAPA SECURITIES CORPORATION	1,441,500
MAYBANK ATR KIM ENG SECURITIES, INC.	5,227,400
PLATINUM SECURITIES, INC.	23,000
PNB SECURITIES, INC.	943,260
PREMIUM SECURITIES, INC.	1,923,600
PRYCE SECURITIES, INC.	12,124
SALISBURY BKT SECURITIES CORPORATION	15,300
QUALITY INVESTMENTS & SECURITIES CORPORATION	14,792,300
R & L INVESTMENTS, INC.	42,000
R. COYIUTO SECURITIES, INC.	5,255,100
REGINA CAPITAL DEVELOPMENT CORPORATION	11,210,976
R. NUBLA SECURITIES, INC.	1,172,500
AAA SOUTHEAST EQUITIES, INCORPORATED	2,259,100
R. S. LIM & CO., INC.	1,218,400
RTG & COMPANY, INC.	276,600
S.J. ROXAS & CO., INC.	803,500
SECURITIES SPECIALISTS, INC.	217,200
FIDELITY SECURITIES, INC.	288,500

SUMMIT SECURITIES, INC.	607,300
STANDARD SECURITIES CORPORATION	1,341,200
SUPREME STOCKBROKERS, INC	31,350
TANSENGCO & CO., INC.	847,200
THE FIRST RESOURCES MANAGEMENT & SECURITIES CORP.	353,200
TOWER SECURITIES, INC.	10,038,600
TRANS-ASIA SECURITIES, INC.	1,325,500
APEX PHILIPPINES EQUITIES CORPORATION	7,000
TRENDLINE SECURITIES CORPORATION	11,200
TRI-STATE SECURITIES, INC.	150,000
UCPB SECURITIES, INC.	2,341,700
UOB KAY HIAN SECURITIES (PHILS.), INC.	800,000
E.SECURITIES, INC.	3,300
VENTURE SECURITIES, INC.	136,900
FIRST METRO SECURITIES BROKERAGE CORP.	30,339,589
WEALTH SECURITIES, INC.	7,722,090
WESTLINK GLOBAL EQUITIES, INC.	82,213,540
BERNAD SECURITIES, INC.	372,100
WONG SECURITIES CORPORATION	190,000
YAO & ZIALCITA, INC.	1,895,500
YU & COMPANY, INC.	3,589,000
BDO SECURITIES CORPORATION	4,695,000
EAGLE EQUITIES, INC.	1,176,800
GOLDEN TOWER SECURITIES & HOLDINGS, INC.	4,830,576
SOLAR SECURITIES, INC.	4,643,600
G.D. TAN & COMPANY, INC.	15,234,300
PHILIPPINE EQUITY PARTNERS, INC.	3,731,950
UNICAPITAL SECURITIES INC.	1,924,900
SunSecurities, Inc.	400,000
COHERCO SECURITIES, INC.	3,400,000
ARMSTRONG SECURITIES, INC.	5,300
KING'S POWER SECURITIES, INC.	72,000
TIMSON SECURITIES, INC.	7,606,000
CITIBANK N.A.	180,000
STANDARD CHARTERED BANK	940,000
VC SECURITIES CORPORATION	3,065,600
TOTAL	627,463,174

COVER SHEET

for AUDITED FINANCIAL STATEMENTS

SEC Registration Number

A	S	0	9	4	-	0	0	8	6	7	8
---	---	---	---	---	---	---	---	---	---	---	---

COMPANY NAME

W	A	T	E	R	F	R	O	N	T	P	H	I	L	I	P	P	I	N	E	S																
I	N	C	O	R	P	O	R	A	T	E	D	A	N	D	S	U	B	S	I	D	I	A	R	I	E	S										

PRINCIPAL OFFICE (No. / Street / Barangay / City / Town / Province)

N	o	.	1	W	a	t	e	r	f	r	o	n	t	D	r	i	v	e													
O	f	f		S	a	l	i	n	a	s	D	r	i	v	e	,	L	a	h	u	g										
C	e	b	u	C	i	t	y	,	C	e	b	u																			

Form Type

A	F	S	1	9
---	---	---	---	---

Department requiring the report

--

Secondary License Type, If Applicable

--

COMPANY INFORMATION

Company's email Address

--

Company's Telephone Number/s

--

Mobile Number

--

No. of Stockholders

--

Annual Meeting (Month / Day)

--

Fiscal Year (Month / Day)

--

CONTACT PERSON INFORMATION

The designated contact person ***MUST*** be an Officer of the Corporation

Name of Contact Person

Ms. Elvira A. Ting

Email Address

--

Telephone Number/s

(02) 687-0888

Mobile Number

--

CONTACT PERSON'S ADDRESS

No. 1 Waterfront Drive, Off Salinas Drive, Lahug
--

Note 1: In case of death, resignation or cessation of office of the officer designated as contact person, such incident shall be reported to the Commission within thirty (30) calendar days from the occurrence thereof with information and complete contact details of the new contact person designated.

2: All Boxes must be properly and completely filled-up. Failure to do so shall cause the delay in updating the corporation's records with the Commission and/or non-receipt of Notice of Deficiencies. Further, non-receipt of Notice of Deficiencies shall not excuse the corporation from liability for its deficiencies.



**STATEMENT OF MANAGEMENT'S RESPONSIBILITY
FOR FINANCIAL STATEMENTS**

The management of **Waterfront Philippines, Inc.** is responsible for the preparation and fair presentation of the financial statements including the schedules attached therein, for the years ended **December 31, 2019 and 2018**, in accordance with the prescribed financial reporting framework indicated therein, and for such internal control as management determines is necessary to enable the preparation of financial statements that are free from material misstatement, whether due to fraud or error.


In preparing the financial statements, management is responsible for assessing the Company's ability to continue as a going concern, disclosing, as applicable matters related to going concern and using the going concern basis of accounting unless management either intends to liquidate the Company or to cease operations, or has no realistic alternative but to do so.


The Board of Directors is responsible for overseeing the Company's financial reporting process.

The Board of Directors reviews and approves the financial statements including the schedules attached therein, and submits the same to the stockholders or members.


R.G. Manabat & Co., appointed by the stockholders, has audited the financial statements of the company in accordance with the Philippine Standards on Auditing, and in its report to the stockholders or members, has expressed its opinion on the fairness of presentation upon completion of such audit.

Signed under oath by the following:


Sergio Ortiz-Luis, Jr.
Chairman of the Board


Kenneth T. Gatchalian
President


Precilla O. Toriano
Corporate Finance Director

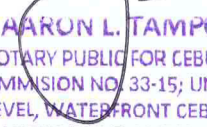

Elvira A. Ting
Treasurer

Signed this ___th day of JUN 29 2020 20__

Subscribed & sworn to:

Doc. No. 59
Page No. 13
Book No. 25
Series of 2220




AARON L. TAMPÓN
NOTARY PUBLIC FOR CEBU CITY
NOTARIAL COMMISSION NO. 33-15; UNTIL DEC. 31, 2020
LOWER LEVEL, WATERFRONT CEBU CITY HOTEL
ONE SALINAS DRIVE, LAHUG, CEBU CITY
ROLL OF ATTORNEYS NO. 56453
PTR NO. 1525973/CEBU CITY/1/8/20
IBP AR NO. 11077309/CEBU PROV./1/8/20


REPUBLIC OF THE PHILIPPINES)
) S.S

TREASURER'S CERTIFICATION

I, **ELVIRA A. TING**, of legal age, Filipino and with office address at the The 35/F One Corporate Center Julia Vargas Corner Meralco Avenue Ortigas Center, Pasig City after being sworn in accordance with law, hereby certify that:

1. I am the Treasurer of **Waterfront Philippines, Inc.** (the "Company"), a corporation duly organized and existing under and by virtue of the laws of the Republic of the Philippines under SEC Certificate of Registration No. **AS094-8678** with principal office address at No. 1 Waterfront Drive Lahug, Cebu City.
2. Except for certain details/breakdowns required in the general form for financial statements (GFFS), Philippine Financial Reporting Standards prescribed accounts and figures provided in electronic GFFS are based on the contents of the annual audited financial statements submitted to the Securities and Exchange Commission (SEC).
3. I am executing this certification to attest to the truth of the foregoing and in compliance with the reportorial requirements of the SEC.


WITNESS MY HAND on this ____ day of JUN 11 2020 at CEBU CITY.


ELVIRA A. TING
Treasurer

SUBSCRIBED AND SWORN to before me on this ____ day of JUN 11 2020 at CEBU CITY. Affiant exhibited to me her **Community Tax Certificate No. 05969632** issued on **January 09, 2019**.

Doc. No 52
Page No 12
Book No 25
Series of 2020




AARON L. TAMPON
NOTARY PUBLIC FOR CEBU CITY
NOTARIAL COMMISSION NO. 33-15; UNTIL DEC. 31, 2020
LOWER LEVEL, WATERFRONT CEBU CITY HOTEL
ONE SALINAS DRIVE, LAHUG, CEBU CITY
ROLL OF ATTORNEYS NO. 56453
PTR NO. 1525973/CEBU CITY/1/8/20
IBP AR NO. 11077309/CEBU PROV./1/8/20



R.G. Manabat & Co.
The KPMG Center, 9/F
6787 Ayala Avenue, Makati City
Philippines 1226
Telephone +63 (2) 8885 7000
Fax +63 (2) 8894 1985
Website home.kpmg/ph
Email ph-inquiry@kpmg.com

REPORT OF INDEPENDENT AUDITORS

The Board of Directors and Stockholders
Waterfront Philippines, Incorporated and Subsidiaries
No. 1 Waterfront Drive
Off Salinas Drive, Lahug
Cebu City, Cebu

Opinion

We have audited the consolidated financial statements of Waterfront Philippines, Incorporated and Subsidiaries (the Group), which comprise the consolidated statements of financial position as at December 31, 2019 and 2018, and the consolidated statements of profit or loss and other comprehensive income (loss), changes in equity and cash flows for each of the three years in the period ended December 31, 2019, and notes, comprising significant accounting policies and other explanatory information.

In our opinion, the accompanying consolidated financial statements present fairly, in all material respects, the consolidated financial position of the Group as at December 31, 2019 and 2018, and its consolidated financial performance and its consolidated cash flows for each of the three years in the period ended December 31, 2019, in accordance with Philippine Financial Reporting Standards (PFRSs).

Basis for Opinion

We conducted our audit in accordance with Philippine Standards on Auditing (PSAs). Our responsibilities under those standards are further described in the *Auditors' Responsibilities for the Audit of the Consolidated Financial Statements* section of our report. We are independent of the Group in accordance with the Code of Ethics for Professional Accountants in the Philippines (Code of Ethics) together with the ethical requirements that are relevant to our audit of the consolidated financial statements in the Philippines, and we have fulfilled our other ethical responsibilities in accordance with these requirements and the Code of Ethics. We believe that the audit evidence we have obtained is sufficient and appropriate to provide a basis for our opinion.



Emphasis of Matter - Impact of Coronavirus Disease 2019 (COVID-19) Pandemic

We draw attention to Note 26 to the consolidated financial statements which describes the impact and consequences of COVID-19 on the Group and the environment it operates. In this note, the Group indicates that uncertainties remain and the pandemic will significantly impact its operations subsequent to December 31, 2019. As the situation is fluid and continuously evolving, the Group cannot yet determine the quantitative estimate of the impact of COVID-19. The note also discloses the measures the Group has taken and other measures it plans to implement to mitigate the negative effects of COVID-19. Our opinion is not modified in respect of this matter.

Key Audit Matters

Key audit matters are those matters that, in our professional judgment, were of most significance in our audit of the consolidated financial statements of the current period. These matters were addressed in the context of our audit of the consolidated financial statements as a whole, and in forming our opinion thereon, and we do not provide a separate opinion on these matters.

Revenue Recognition

(P1.94 billion, see consolidated statement of profit or loss and other comprehensive income (loss) and Notes 22 and 23 to the consolidated financial statements)

The risk

Market expectations and profit based targets may place pressure on management to distort revenue recognition. Although the Group's revenue transactions are noncomplex and no significant judgment is applied over the amount recorded, we however considered the potential for management override to achieve revenue targets.

Our response

As part of our audit procedures, we evaluated and tested the internal controls over the completeness, existence and accuracy of revenue recognized in the consolidated financial statements. We performed analytical procedures, cutoff testing to ensure whether transactions occurring near yearend were recorded in the proper period and journal entries testing around revenue to identify any unusual or irregular items posted. We assessed whether the Group's revenue recognition policies are in accordance with PFRSs.

Valuation of Property and Equipment

(P6.62 billion, see consolidated statement of financial position and Note 9 to the consolidated financial statements)

The risk

The Group's hotel buildings, and furniture, fixtures and equipment are carried at revalued amounts. Although the Group engaged a Philippine Securities and Exchange Commission accredited independent external appraiser to perform the valuation, model applied to determine the value of property and equipment is complex and sensitive to assumptions. Accordingly, we placed significant focus during the audit on the valuation adjustments due to the amounts involved are material and significant judgments were involved in assessing the fair value of the assets.



Our response

As part of our audit procedures, we assessed the appropriateness of the valuation method applied and the assumptions used in determining the fair values as reported by the independent external appraiser and considered whether these were in accordance with PFRSs and generally accepted business practices. We also performed an evaluation of the competence, independence and integrity of the external appraiser. We engaged our own independent expert to assist us in determining the reasonableness of the fair values in the external appraiser's report. Lastly, we assessed the adequacy of the Group's disclosures of property and equipment to determine whether they met the disclosure requirements of relevant accounting standards.

Accounting for Insurance Claims

(P234.09 million, see consolidated statement of profit or loss and other comprehensive income (loss) and Notes 1 and 5 to the consolidated financial statements)

The risk

In relation to the fire incident on March 18, 2018 that damaged the subsidiary's property and equipment and resulted to the suspension of its hotel operations, the subsidiary was insured for property damages as well as business interruption and, as at December 31, 2019, is still negotiating with the insurance company over the amount of the insurance claims. The determination and recognition of the amount to be received as insurance claims involve significant judgment. We focused on these areas because of the high degree of subjectivity and the significant uncertainty on the amount of insurance claims that the subsidiary should recognize in its financial statements.

Our response

As part of our audit procedures, we reviewed the insurance policy to determine its validity and enforceability. In addition, we evaluated whether the right for the subsidiary to assert a claim has occurred and it has an unconditional contractual right to receive the compensation. We also assessed the timing and adequacy of the insurance claims income recognized by the subsidiary and inspected related supporting documents. Lastly, we assessed the adequacy of the subsidiary's insurance claim disclosures and determined whether they met the disclosure requirements of relevant accounting standards.

Other Information

Management is responsible for the other information. The other information comprises the information included in the Securities and Exchange Commission (SEC) Form 20-IS (Definitive Information Statement), SEC Form 17-A and Annual Report for the year ended December 31, 2019, but does not include the consolidated financial statements and our auditors' report thereon. The SEC Form 20-IS (Definitive Information Statement), SEC Form 17-A and Annual Report for the year ended December 31, 2019 are expected to be made available to us after the date of this auditors' report.

Our opinion on the consolidated financial statements does not cover the other information and we will not express any form of assurance conclusion thereon.

In connection with our audit of the consolidated financial statements, our responsibility is to read the other information identified above when it becomes available and, in doing so, consider whether the other information is materially inconsistent with the consolidated financial statements or our knowledge obtained in the audit, or otherwise appears to be materially misstated.



Responsibilities of Management and Those Charged with Governance for the Consolidated Financial Statements

Management is responsible for the preparation and fair presentation of the consolidated financial statements in accordance with PFRSs, and for such internal control as management determines is necessary to enable the preparation of consolidated financial statements that are free from material misstatement, whether due to fraud or error.

In preparing the consolidated financial statements, management is responsible for assessing the Group's ability to continue as a going concern, disclosing, as applicable, matters related to going concern and using the going concern basis of accounting unless management either intends to liquidate the Group or to cease operations, or has no realistic alternative but to do so.

Those charged with governance are responsible for overseeing the Group's financial reporting process.

Auditors' Responsibilities for the Audit of the Consolidated Financial Statements

Our objectives are to obtain reasonable assurance about whether the consolidated financial statements as a whole are free from material misstatement, whether due to fraud or error, and to issue an auditors' report that includes our opinion. Reasonable assurance is a high level of assurance, but is not a guarantee that an audit conducted in accordance with PSAs will always detect a material misstatement when it exists. Misstatements can arise from fraud or error and are considered material if, individually or in the aggregate, they could reasonably be expected to influence the economic decisions of users taken on the basis of these consolidated financial statements.

As part of an audit in accordance with PSAs, we exercise professional judgment and maintain professional skepticism throughout the audit. We also:

- Identify and assess the risks of material misstatement of the consolidated financial statements, whether due to fraud or error, design and perform audit procedures responsive to those risks, and obtain audit evidence that is sufficient and appropriate to provide a basis for our opinion. The risk of not detecting a material misstatement resulting from fraud is higher than for one resulting from error, as fraud may involve collusion, forgery, intentional omissions, misrepresentations, or the override of internal control.
- Obtain an understanding of internal control relevant to the audit in order to design audit procedures that are appropriate in the circumstances, but not for the purpose of expressing an opinion on the effectiveness of the Group's internal control.
- Evaluate the appropriateness of accounting policies used and the reasonableness of accounting estimates and related disclosures made by management.
- Conclude on the appropriateness of management's use of the going concern basis of accounting and, based on the audit evidence obtained, whether a material uncertainty exists related to events or conditions that may cast significant doubt on the Group's ability to continue as a going concern. If we conclude that a material uncertainty exists, we are required to draw attention in our auditors' report to the related disclosures in the consolidated financial statements or, if such disclosures are inadequate, to modify our opinion. Our conclusions are based on the audit evidence obtained up to the date of our auditors' report. However, future events or conditions may cause the Group to cease to continue as a going concern.



- Evaluate the overall presentation, structure and content of the consolidated financial statements, including the disclosures, and whether the consolidated financial statements represent the underlying transactions and events in a manner that achieves fair presentation.
- Obtain sufficient appropriate audit evidence regarding the financial information of the entities or business activities within the Group to express an opinion on the consolidated financial statements. We are responsible for the direction, supervision and performance of the group audit. We remain solely responsible for our audit opinion.


We communicate with those charged with governance regarding, among other matters, the planned scope and timing of the audit and significant audit findings, including any significant deficiencies in internal control that we identify during our audit.

We also provide those charged with governance with a statement that we have complied with relevant ethical requirements regarding independence, and communicate with them all relationships and other matters that may reasonably be thought to bear on our independence, and where applicable, related safeguards.

From the matters communicated with those charged with governance, we determine those matters that were of most significance in the audit of the consolidated financial statements of the current period and are therefore the key audit matters. We describe those matters in our auditors' report unless law or regulation precludes public disclosure about the matter or when, in extremely rare circumstances, we determine that a matter should not be communicated in our report because the adverse consequences of doing so would reasonably be expected to outweigh the public interest benefits of such communication.

The engagement partner on the audit resulting in this independent auditors' report is Tireso Randy F. Lapidez.

R.G. MANABAT & CO.



TIRESO RANDY F. LAPIDEZ
Partner

CPA License No. 0092183

SEC Accreditation No. 1472-AR-1, Group A, valid until July 2, 2021

Tax Identification No. 162-411-175

BIR Accreditation No. 08-001987-34-2017

Issued September 4, 2017; valid until September 3, 2020

PTR No. MKT 8116769

Issued January 2, 2020 at Makati City

June 29, 2020
Makati City, Metro Manila

WATERFRONT PHILIPPINES, INCORPORATED AND SUBSIDIARIES

CONSOLIDATED FINANCIAL STATEMENTS
December 31, 2019 and 2018

With Independent Auditors' Report

WATERFRONT PHILIPPINES, INCORPORATED AND SUBSIDIARIES
CONSOLIDATED STATEMENTS OF FINANCIAL POSITION

		December 31	
	Note	2019	2018
ASSETS			
Current Assets			
Cash and cash equivalents	4, 21	P675,355,640	P712,642,027
Receivables - net	5, 21	610,269,885	561,481,947
Notes receivable	8, 21	235,728,850	253,974,325
Due from related parties - current portion	8, 21	2,423,992,894	2,084,710,566
Inventories	6	30,442,158	24,506,411
Prepaid expenses and other current assets	7, 21	204,551,794	137,868,683
Total Current Assets		4,180,341,221	3,775,183,959
Noncurrent Assets			
Equity securities - at fair value through other comprehensive income	8, 21	17,827,920	21,729,870
Due from related parties - noncurrent portion	8, 21	1,130,375,000	1,433,580,249
Property and equipment - net	9	6,617,313,773	5,103,219,378
Right-of-use assets - net	23	125,959,870	-
Deferred tax assets	19	239,295,050	117,373,236
Retirement benefits asset	18	37,102,874	6,792,998
Other noncurrent assets - net	10, 21	703,079,798	198,442,098
Total Noncurrent Assets		8,870,954,285	6,881,137,829
		P13,051,295,506	P10,656,321,788
LIABILITIES AND EQUITY			
Current Liabilities			
Accounts payable and accrued expenses	11, 21	P2,135,561,140	P1,631,392,632
Loans payable - current portion	13, 21, 25	650,000,000	650,000,000
Due to a related party	8, 21	3,119,367	-
Lease liabilities - current portion	21, 23	85,315	-
Income tax payable		50,875,852	23,394,447
Other current liabilities	12, 21	43,150,416	220,962,378
Total Current Liabilities		2,882,792,090	2,525,749,457
Noncurrent Liabilities			
Loans payable - noncurrent portion	21, 25	890,425,532	1,168,085,107
Lease liabilities - net of current portion	21, 23	128,331,368	-
Deferred tax liabilities	19	1,438,555,445	1,019,149,566
Other noncurrent liabilities	14, 21	354,439,875	6,411,477
Total Noncurrent Liabilities		2,811,752,220	2,193,646,150
		5,694,544,310	4,719,395,607

Forward

		December 31	
	Note	2019	2018
Equity Attributable to Equity Holders of the Parent Company			
Capital stock	16	P2,498,991,753	P2,498,991,753
Additional paid-in capital		706,364,357	706,364,357
Revaluation surplus on property and equipment	9	2,704,177,114	1,834,710,345
Retirement benefits reserve		108,135,895	101,908,860
Foreign currency translation adjustment		54,703,530	47,004,278
Fair value reserve		2,932,577	5,105,963
Retained earnings		515,575,652	13,785,652
Total Equity Attributable to Equity Holders of the Parent Company		6,590,880,878	5,207,871,208
Noncontrolling Interests	16	765,870,318	729,054,973
Total Equity		7,356,751,196	5,936,926,181
		P13,051,295,506	P10,656,321,788

See Notes to the Consolidated Financial Statements.

WATERFRONT PHILIPPINES, INCORPORATED AND SUBSIDIARIES
CONSOLIDATED STATEMENTS OF PROFIT OR LOSS
AND OTHER COMPREHENSIVE INCOME (LOSS)

Years Ended December 31				
	Note	2019	2018	2017
REVENUES				
Rooms		P726,772,922	P704,251,906	P752,685,023
Food and beverage		666,389,097	630,701,271	629,397,919
Rent and related income	22, 23	510,653,504	476,330,724	675,827,680
Others		35,974,882	38,628,090	47,021,801
		1,939,790,405	1,849,911,991	2,104,932,423
COSTS AND EXPENSES				
OTHER THAN DEPRECIATION AND AMORTIZATION, INTEREST, LOSSES (GAINS) AND INCOME TAX				
Personnel costs	18	280,993,867	299,570,244	326,883,250
Energy costs		272,627,917	306,047,619	339,742,550
Food and beverage	6	228,800,560	231,056,422	222,565,682
Repairs and maintenance	6	76,389,568	68,093,484	48,696,483
Rooms		40,949,630	26,485,349	30,336,459
Rent	23	33,654,331	43,677,581	37,408,179
Others	17	443,006,419	415,539,675	415,150,260
		1,376,422,292	1,390,470,374	1,420,782,863
INCOME BEFORE DEPRECIATION AND AMORTIZATION, INTEREST, (GAIN) LOSSES AND INCOME TAX				
		563,368,113	459,441,617	684,149,560
DEPRECIATION AND AMORTIZATION, INTEREST AND (GAIN) LOSSES				
Depreciation and amortization	9, 23	233,848,916	264,684,158	355,307,819
Interest expense	13, 22, 23, 25	200,945,037	161,702,483	60,222,509
Impairment losses	5, 8, 10	73,356,032	4,942,908	632,751
Foreign exchange losses (gains) - net		5,914,510	(2,844,716)	10,365,853
(Gain from insurance claims) casualty losses - net	1, 5	(234,090,174)	410,172,382	-
Interest income	4, 8, 22	(285,332,328)	(98,420,887)	(42,276,067)
Others - net		(6,825,371)	(11,091,784)	714,766
		(12,183,378)	729,144,544	384,967,631
INCOME (LOSS) BEFORE INCOME TAX				
		575,551,491	(269,702,927)	299,181,929
INCOME TAX EXPENSE (BENEFIT)				
	19	141,147,012	(157,773,765)	100,448,728
NET INCOME (LOSS)				
		434,404,479	(111,929,162)	198,733,201

Forward

		Years Ended December 31		
	Note	2019	2018	2017
OTHER COMPREHENSIVE INCOME (LOSS)				
Items that will never be reclassified to profit or loss				
Appraisal increase on property and equipment	9	P1,389,405,337	P -	P -
Remeasurement gains (losses) on defined benefit plan	18	12,913,568	44,879,613	(36,534,724)
Unrealized (losses) gains on equity securities at fair value through other comprehensive income	8, 21	(3,901,950)	5,462,730	-
Deferred tax effect	19	(420,695,671)	(13,463,885)	10,960,417
		977,721,284	36,878,458	(25,574,307)
Items that may be reclassified subsequently to profit or loss				
Unrealized loss on available-for-sale investment recognized for the year	8, 21	-	-	(867,100)
Foreign currency translation differences for foreign operations		7,699,252	(5,537,722)	10,855,821
		7,699,252	(5,537,722)	9,988,721
		985,420,536	31,340,736	(15,585,586)
TOTAL COMPREHENSIVE INCOME (LOSS)		P1,419,825,015	(P80,588,426)	P183,147,615
Net income (loss) attributable to:				
Equity holders of the Parent Company		P402,990,162	P42,019,520	P217,937,648
Noncontrolling interests	16	31,414,317	(153,948,682)	(19,204,447)
		P434,404,479	(P111,929,162)	P198,733,201
Total comprehensive income (loss) attributable to:				
Equity holders of the Parent Company		P1,383,009,670	P57,737,940	P209,786,336
Noncontrolling interests	16	36,815,345	(138,326,366)	(26,638,721)
		P1,419,825,015	(P80,588,426)	P183,147,615
EARNINGS PER SHARE -				
Basic and Diluted	20	P0.161	P0.017	P0.087

See Notes to the Consolidated Financial Statements.

WATERFRONT PHILIPPINES, INCORPORATED AND SUBSIDIARIES
CONSOLIDATED STATEMENTS OF CHANGES IN EQUITY

	Equity Attributable to Equity Holders of the Parent Company							Total	Non-controlling Interests (Note 16)	Total Equity
	Capital Stock (Note 16)	Additional Paid-in Capital	Revaluation Surplus on Property and Equipment	Retirement Benefits Reserve	Foreign Currency Translation Adjustment	Fair Value Reserve	Retained Earnings			
As at January 1, 2019	P2,498,991,753	P706,364,357	P1,834,710,345	P101,908,860	P47,004,278	P5,105,963	P13,785,652	P5,207,871,208	P729,054,973	P5,936,926,181
Total Comprehensive Income for the Year										
Net income for the year	-	-	-	-	-	-	402,990,162	402,990,162	31,414,317	434,404,479
Other comprehensive income - net of tax effect	-	-	968,266,607	6,227,035	7,699,252	(2,173,386)	-	980,019,508	5,401,028	985,420,536
	-	-	968,266,607	6,227,035	7,699,252	(2,173,386)	402,990,162	1,383,009,670	36,815,345	1,419,825,015
Transfer of revaluation surplus absorbed through depreciation for the year - net of tax effect	-	-	(98,799,838)	-	-	-	98,799,838	-	-	-
As at December 31, 2019	P2,498,991,753	P706,364,357	P2,704,177,114	P108,135,895	P54,703,530	P2,932,577	P515,575,652	P6,590,880,878	P765,870,318	P7,356,751,196

See Notes to the Consolidated Financial Statements.

WATERFRONT PHILIPPINES, INCORPORATED AND SUBSIDIARIES
CONSOLIDATED STATEMENTS OF CHANGES IN EQUITY

	Equity Attributable to Equity Holders of the Parent Company							Total	Non-controlling Interests (Note 16)	Total Equity
	Capital Stock (Note 16)	Additional Paid-in Capital	Revaluation Surplus on Property and Equipment	Retirement Benefits Reserve	Foreign Currency Translation Adjustment	Fair Value Reserve	Retained Earnings (Accumulated Deficit)			
As at January 1, 2018	P2,498,991,753	P706,364,357	P2,211,108,991	P83,695,458	P52,542,000	P2,063,223	(P404,632,514)	P5,150,133,268	P867,381,339	P6,017,514,607
Total Comprehensive Loss for the Year										
Net loss for the year	-	-	-	-	-	-	42,019,520	42,019,520	(153,948,682)	(111,929,162)
Other comprehensive income - net of tax effect	-	-	-	18,213,402	(5,537,722)	3,042,740	-	15,718,420	15,622,316	31,340,736
	-	-	-	18,213,402	(5,537,722)	3,042,740	42,019,520	57,737,940	(138,326,366)	(80,588,426)
Transfer of revaluation surplus absorbed through depreciation and casualty losses for the year - net of tax effect	-	-	(376,398,646)	-	-	-	376,398,646	-	-	-
As at December 31, 2018	P2,498,991,753	P706,364,357	P1,834,710,345	P101,908,860	P47,004,278	P5,105,963	P13,785,652	P5,207,871,208	P729,054,973	P5,936,926,181

See Notes to the Consolidated Financial Statements.

WATERFRONT PHILIPPINES, INCORPORATED AND SUBSIDIARIES
CONSOLIDATED STATEMENTS OF CHANGES IN EQUITY

	Equity Attributable to Equity Holders of the Parent Company							Total	Non-controlling Interests (Note 16)	Total Equity
	Capital Stock (Note 16)	Additional Paid-in Capital	Revaluation Surplus on Property and Equipment	Retirement Benefits Reserve	Foreign Currency Translation Adjustment	Fair Value Reserve	Accumulated Deficit			
As at January 1, 2017	P2,498,991,753	P706,364,357	P2,349,524,496	P102,082,569	P41,686,179	P2,683,245	(P760,985,667)	P4,940,346,932	P894,020,060	P5,834,366,992
Total Comprehensive Income for the Year										
Net income for the year	-	-	-	-	-	-	217,937,648	217,937,648	(19,204,447)	198,733,201
Other comprehensive loss - net of tax effect	-	-	-	(18,387,111)	10,855,821	(620,022)	-	(8,151,312)	(7,434,274)	(15,585,586)
	-	-	-	(18,387,111)	10,855,821	(620,022)	217,937,648	209,786,336	(26,638,721)	183,147,615
Transfer of revaluation surplus absorbed through depreciation for the year - net of tax effect	-	-	(138,415,505)	-	-	-	138,415,505	-	-	-
As at December 31, 2017	P2,498,991,753	P706,364,357	P2,211,108,991	P83,695,458	P52,542,000	P2,063,223	(P404,632,514)	P5,150,133,268	P867,381,339	P6,017,514,607

See Notes to the Consolidated Financial Statements.

WATERFRONT PHILIPPINES, INCORPORATED AND SUBSIDIARIES
CONSOLIDATED STATEMENTS OF CASH FLOWS

Years Ended December 31

	<i>Note</i>	2019	2018	2017
CASH FLOWS FROM OPERATING ACTIVITIES				
Income (loss) before income tax		P575,551,491	(P269,702,927)	P299,181,929
Adjustments for:				
Depreciation and amortization	9, 23	233,848,916	264,684,158	355,307,819
Interest expense	13, 22, 23, 25	200,945,037	161,702,483	60,222,509
Impairment losses	5, 8, 10	73,356,032	4,942,908	632,751
Unrealized foreign exchange losses (gains) - net		13,609,982	(8,382,438)	10,855,821
Retirement benefits cost	18	7,551,068	19,658,475	21,196,913
Gain on reversal of allowance for impairment losses	5	-	(8,350,581)	-
(Gain from insurance claims) casualty losses - net	1, 5	(234,090,174)	410,172,382	-
Interest income	4, 8, 22	(285,332,328)	(98,420,887)	(42,276,067)
		585,440,024	476,303,573	705,121,675
Changes in:				
Receivables		(271,749,983)	2,204,475	6,453,437
Inventories		(5,935,747)	3,824,972	(5,731,692)
Prepaid expenses and other current assets		(66,683,111)	(40,305,343)	(7,160,375)
Accounts payable and accrued expenses		440,591,352	102,955,348	49,626,652
Other current liabilities		(181,532,732)	205,584,634	(10,266,440)
		500,129,803	750,567,659	738,043,257
Interest received	4	12,507,699	4,015,390	1,902,783
Retirement benefits paid	18	(9,447,376)	(81,053,765)	(10,317,597)
Retirement contributions paid	18	(15,500,000)	(25,000,000)	(21,450,000)
Interest paid		(119,783,910)	(101,480,251)	-
Income taxes paid		(236,877,213)	(211,207,802)	(176,585,272)
Net cash provided by operating activities		131,029,003	335,841,231	531,593,171
CASH FLOWS FROM INVESTING ACTIVITIES				
Changes in:				
Due from related parties		102,799,181	(1,473,837,573)	(31,577,221)
Other noncurrent assets		(550,737,952)	(168,220,135)	(2,556,351)
Notes receivable	8	28,092,436	(58,967,111)	(195,007,214)
Additions to property and equipment	9	(356,003,995)	(11,063,615)	(160,776,933)
Proceeds from insurance claims on property damage	1	431,250,000	300,000,000	-
Net cash used in investing activities		(344,600,330)	(1,412,088,434)	(389,917,719)

Forward

		Years Ended December 31		
	Note	2019	2018	2017
CASH FLOWS FROM FINANCING ACTIVITIES				
Proceeds from loan availment	25	P -	P1,500,000,000	P -
Loan payments	25	(277,659,575)	(56,914,893)	-
Payment of lease liabilities	23	(13,940,367)	-	-
Change in due to a related party		3,119,367	-	-
Change in other noncurrent liabilities		464,765,515	(125,852)	(40,630)
Net cash provided by (used in) financing activities		176,284,940	1,442,959,255	(40,630)
NET (DECREASE) INCREASE IN CASH AND CASH EQUIVALENTS				
		(37,286,387)	366,712,052	141,634,822
CASH AND CASH EQUIVALENTS AT BEGINNING OF YEAR				
		712,642,027	345,929,975	204,295,153
CASH AND CASH EQUIVALENTS AT END OF YEAR				
	4	P675,355,640	P712,642,027	P345,929,975

See Notes to the Consolidated Financial Statements.

WATERFRONT PHILIPPINES, INCORPORATED AND SUBSIDIARIES
NOTES TO THE CONSOLIDATED FINANCIAL STATEMENTS

1. Reporting Entity

Waterfront Philippines, Incorporated (the Parent Company) was incorporated and registered with the Philippine Securities and Exchange Commission (SEC) on September 23, 1994 as an investment holding company for hotel, leisure, and tourism businesses. The Parent Company is listed on the Philippine Stock Exchange (PSE) and is 46%-owned by The Wellex Group, Inc. (TWGI), an entity registered and domiciled in the Philippines.

The details of the equity interest of the Parent Company in its subsidiaries as at December 31, 2019 and 2018 are as follows:

	<u>Percentage of Ownership</u>	
	Direct	Indirect
Hotels and Resorts		
Waterfront Cebu City Casino Hotel, Incorporated (WCCCHI)	100	-
Waterfront Mactan Casino Hotel, Incorporated (WMCHI)	100	-
Davao Insular Hotel Company, Inc. (DIHCI)	98	-
Acesite (Phils.) Hotel Corporation (APHC)	56	-
Grand Ilocandia Resort and Development, Inc. (GIRDI)	54	-
Real Estate		
Acesite Realty, Inc. (formerly CIMA Realty Phils., Inc.)	-	56
Fitness Gym		
Waterfront Wellness Group, Inc. (WWGI)	100	-
International Marketing and Promotion of Casinos		
Mayo Bonanza, Inc. (MBI)	100	-
Waterfront Promotion Ltd. (WPL)	100	-
Club Waterfront International Limited (CWIL)	-	100
Pastries Manufacturing		
Waterfront Food Concepts Inc. (WFC)	100	-
Hotel Management and Operation		
Waterfront Entertainment Corporation (WEC)	100	-
Waterfront Hotel Management Corporation (WHMC)	100	-

All of the above subsidiaries were incorporated and registered in the Philippines except for WPL and its subsidiary, CWIL, which were registered in the Cayman Islands.

Management decided to temporarily cease the operations of MBI, WHMC, WPL, CWIL and GIRDI in 2016, 2014, 2003, 2001 and 2000, respectively, due to unfavorable economic conditions.

The registered office of the Parent Company is at No. 1 Waterfront Drive, Off Salinas Drive, Lahug, Cebu City, Cebu.

Status of APHC Operation

On March 18, 2018, a fire broke out in APHC's hotel property that damaged the lower floors of the main building as well as the podium building occupied by the casino area and restaurants that resulted to the suspension of its hotel operations. Based on the Fire Certification issued by the Bureau of Fire Protection - National Headquarters on April 23, 2018, the cause of the subject fire has been declared and classified as "accidental in nature". APHC incurred casualty losses due to damages on its inventories and hotel property (see Notes 6 and 9). APHC has filed for property damage and business insurance claims amounting to P1.93 billion from its insurance company and, as at the auditors' report date, received reimbursements totaling to P785.01 million. Further, in 2018, APHC has started the reconstruction and restoration of the main hotel and podium buildings (see Note 9).

As at December 31, 2019 and 2018, APHC recognized gains on insurance claims amounting to P234.09 million and P629.07 million, respectively, of which P431.25 million and P300.00 million were received in 2019 and 2018, respectively, and the remainder relates to the portion of the claims already confirmed by the insurance company (see Note 5). In accordance with Philippine Financial Reporting Standards (PFRSs), APHC has not recognized the remaining claim amounting to P1.07 billion that is still for confirmation by the insurance company.

2. Basis of Preparation

Basis of Accounting

These consolidated financial statements of the Parent Company and its subsidiaries, collectively herein referred to as the Group, have been prepared in accordance with PFRSs. They were approved and authorized for issue by the Parent Company's Board of Directors (BOD) on June 29, 2020.

Details of the Group's accounting policies are included in Note 27.

This is the first set of the Group's consolidated financial statements in which PFRS 16, *Leases*, has been applied. The related changes to significant accounting policies are described in Note 27.

Basis of Measurement

The consolidated financial statements have been prepared on a historical cost basis of accounting, except for the following items which are measured on an alternative basis at each reporting date:

<u>Items</u>	<u>Measurement Basis</u>
Land, land improvements, hotel buildings and improvements, furniture, fixtures and equipment, and transportation equipment	Revalued amount less accumulated depreciation and impairment losses
Financial assets at fair value through other comprehensive income (FVOCI) - equity securities	Fair value
Retirement benefits assets (liability)	Fair value of plan assets (FVPA) less present value of the defined benefits obligation (DBO)

Functional and Presentation Currency

The consolidated financial statements are presented in Philippine peso, which is the Group's functional currency except for WPL and CWIL, the functional currency of which is the United States (U.S.) dollar. All amounts presented in Philippine peso have been rounded to the nearest peso, unless otherwise stated.

3. Use of Judgments and Estimates

In preparing these consolidated financial statements, management has made judgments, estimates and assumptions that affect the application of the Group's accounting policies and the reported amounts of assets, liabilities, income and expenses. Actual results may differ from these estimates.

Estimates and underlying assumptions are reviewed on an ongoing basis. Revisions to estimates are recognized prospectively.

Judgments

Information about judgments in applying accounting policies that have the most significant effect on the amounts recognized in the consolidated financial statements is as follows:

Recognizing Insurance Claims

APHC recognizes gain on insurance from its damaged property and business interruption claims when it is determined that the amount to be received from the insurance recovery is virtually certain and recognition in the period is appropriate considering the following:

- There is a valid insurance policy for the incident;
- The status of APHC's discussion with the adjuster and the insurance company regarding the claim; and
- The subsequent information that confirms the status of the claim as of the reporting date.

Classifying Financial Instruments

The Group exercises judgment in classifying a financial instrument, or its component parts, on initial recognition as a financial asset, a financial liability, or an equity instrument in accordance with the substance of the contractual agreement and the definition of a financial asset, financial liability or an equity instrument. The substance of a financial instrument, rather than its legal form, governs its classification in the consolidated statement of financial position.

Distinguishing Investment Properties and Owner-occupied Properties

The Group determines whether a property qualifies as an investment property. In making its judgment, the Group considers whether the property generates cash flows largely independent of the other assets held by an entity. Owner-occupied properties generate cash flows that are attributable not only to the properties but also to the other assets used in the delivery of services.

Some properties comprise a portion that is held to earn rentals or for capital appreciation and another portion that is held for use in the delivery of services or for administrative purposes. If these portions cannot be sold separately, the property is accounted for as investment property only if an insignificant portion is held for use in the delivery of services or for administrative purposes. Judgment is applied in determining whether ancillary services are so significant that a property does not qualify as investment property. The Group has classified its properties as owner-occupied (see Notes 9, 22 and 23).

Transactions with Philippine Amusement and Gaming Corporation (PAGCOR)

The Group has significant transactions with PAGCOR. Under Presidential Decree (PD) No. 1869, otherwise known as the PAGCOR Charter, PAGCOR is exempted from payment of any form of taxes other than the 5% franchise tax imposed on the gross revenue or earnings derived by PAGCOR from its operations under the franchise. The amended Revenue Regulations (RR) No. 16-2005 which became effective in 2006, however, provides that gross receipts of PAGCOR shall be subject to the 12% value-added tax (VAT). In February 2007, the Philippine Congress amended PD No. 1869 to extend the franchise term of PAGCOR for another twenty-five (25) years but did not include any revocation of PAGCOR's tax exemption privileges as previously provided for in PD No. 1869. In accounting for the Group's transactions with PAGCOR, the Group's management and its legal counsel have made a judgment that the amended PD No. 1869 prevails over the amended RR No. 16-2005 (see Note 22).

Operating Lease Commitments - Group as Lessor

The Group has leased out its commercial spaces to third parties. The Group has determined, based on an evaluation of the terms and conditions of the arrangements such as the lease term not constituting a major part of the economic life of the commercial property and the present value of the minimum lease payments not amounting to substantially all of the fair value of the commercial property, that it retains all the significant risks and rewards of ownership of these commercial spaces and thus, accounts for the contracts as operating leases (see Note 23).

Determining the Lease Term of Contracts with Renewal and Termination Options - Group as Lessee

The Group determines the lease term as the non-cancellable term of the lease, together with any periods covered by an option to extend the lease if it is reasonably certain to be exercised, or any periods covered by an option to terminate the lease, if it is reasonably certain not to be exercised. The Group applies judgment in evaluating whether it is reasonably certain whether or not to exercise the option to renew or terminate the lease. That is, it considers all relevant factors that create an economic incentive for it to exercise either the renewal or termination. After the commencement date, the Group reassesses the lease term if there is a significant event or change in circumstances that is within its control and affects its ability to exercise or not to exercise the option to renew or terminate.

The Group included the renewal period as part of the lease term for lease of its land. There is a reasonable certainty that the Group would exercise its option to renew for the lease because there will be a significant negative effect on its operation if a replacement asset is not readily available (see Note 23).

Provisions and Contingencies

The Group has received assessments from the Bureau of Internal Revenue (BIR) for deficiency taxes and is also a defendant in various legal cases which are still pending resolutions. The Group's management and legal counsels have made a judgment that the positions of the Group are sustainable and, accordingly, believe that the Group does not have a present obligation (legal or constructive) with respect to such assessments and claims (see Note 24).

Classifying Receivables from Related Parties

The Group exercises judgment in classifying the receivables from related parties as under current assets or noncurrent assets based on the expected realization of the receivables. The Group takes into account the credit rating and other financial information about the related parties to assess their ability to settle the Group's outstanding receivables. Related party receivables that are expected to be realized within twelve months after the reporting period or within the Group's normal operating cycle are considered current assets (see Note 8 and 21).

Consolidation of Entities in which the Group Holds 43% and 50% Voting Rights

The Group considers that it controls WCCCHI and DIHCI even though it only owns 43% and 50% of the voting rights, respectively. This is because the Group is the single largest shareholder of WCCCHI and DIHCI with 100% and 98% equity interest, respectively. The remaining 57% and 50% of the voting rights of WCCCHI and DIHCI, respectively, is held by Philippine Bank of Communications (PBCOM) in accordance with the Omnibus Loan and Security Agreement (the Agreement) (see Note 25).

Assumptions and Estimation Uncertainties

Information about assumptions and estimation uncertainties that have a significant risk of resulting in a material adjustment to the carrying amounts of assets and liabilities in the next financial year is as follows:

Allowance for Impairment Losses on Financial Instruments

The Group uses the expected credit losses (ECL) model in estimating the level of allowance which includes forecasts of future events and conditions. A credit loss is the difference between the cash flows that are expected to be received discounted at the original effective interest rate (EIR). PFRS 9, *Financial Instruments*, requires the Group to record ECL on all of its financial instruments, either on a 12-month or lifetime basis. The Group applied the simplified approach to receivables from third parties and its related parties and recorded the lifetime ECL. The model represents a probability-weighted estimate of the difference over the remaining life of the receivables. Lifetime ECL is calculated by multiplying the lifetime Probability of Default by Loss Given Default (LGD) and Exposure at Default (EAD). LGD is the magnitude of the likely loss if there is a default. The Group estimates LGD parameters based on the history of recovery rates of claims against defaulted counterparties. EAD represents the expected exposure in the event of a default. The Group derives the EAD from the current exposure to the counterparty. The EAD of a financial asset is its gross carrying amount at the time of default. In addition, management assessed the credit risk of the receivables as at the reporting date as low, therefore the Group did not have to assess whether a significant increase in credit risk has occurred.

Further details on the allowance for impairment losses are disclosed in Notes 5, 8 and 10.

Fair Value Estimation

If the financial instruments are not traded in an active market, the fair value is determined using valuation techniques. Where valuation techniques are used to determine fair values, they are validated and periodically reviewed by qualified personnel, independent of the area calibrated to ensure that outputs reflect actual data and comparative market prices. To the extent practical, models use only observable data, however areas such as credit risk (both own and counterparty), volatilities and correlations require management to make estimates. Change in assumptions about these factors could affect reported fair values of financial instruments.

Net Realizable Value (NRV) of Inventories

The Group carries its inventories at NRV whenever such becomes lower than cost due to damage, physical deterioration, obsolescence, changes in price levels or other causes. Estimates of NRV are based on the most reliable evidence available at the time the estimates are made of the amount the inventories are expected to be realized. These estimates take into consideration fluctuation of prices or costs directly relating to events occurring after the reporting date to the extent that such events confirm conditions existing at the reporting date. The NRV is reviewed periodically to reflect the accurate valuation in the financial records.

The carrying value of the inventories are disclosed in Note 6.

Revaluation of Property and Equipment

The Group carries certain classes of property and equipment at fair value, with changes in fair value being recognized in other comprehensive income (OCI). The Group engaged independent valuation specialists to assess fair value. Fair value is determined with references to transactions involving properties of a similar nature, location and condition.

The key assumptions used to determine the fair value of properties are provided in Note 9.

Useful Lives of Property and Equipment

The Group estimates the useful lives of property and equipment based on the period over which the assets are expected to be available for use. The estimated useful lives of property and equipment are reviewed at each reporting date and are updated if expectations differ from previous estimates due to physical wear and tear, technical or commercial obsolescence and legal or other limits on the use of the assets. In addition, estimation of the useful lives of property and equipment is based on the collective assessment of industry practice, internal technical evaluation and experience with similar assets. It is possible, however, that future results of operations could be materially affected by changes in estimates brought about by changes in the factors mentioned above.

The carrying amounts of property and equipment are disclosed in Note 9.

Impairment of Nonfinancial Assets

The Group's policy on estimating the impairment of nonfinancial assets is discussed in Note 27. The Group assesses at each reporting date whether there is an indication that the carrying amount of nonfinancial assets may be impaired or that previously recognized impairment losses may no longer exist or may have decreased. If such indication exists, the recoverable amount is estimated.

The factors that the Group considers important which could trigger an impairment review include the following:

- significant underperformance relative to the expected historical or projected future operating results;
- significant changes in the manner of use of the acquired assets or the strategy for overall business; and
- significant negative industry or economic trends.

As at December 31, 2019 and 2018, no indication of impairment exists for the Group's nonfinancial assets.

Retirement Benefits

The cost of the defined benefit pension plan and the present value of the pension obligation are determined using actuarial valuations. An actuarial valuation involves making various assumptions that may differ from actual developments in the future. These include the determination of the discount rate, future salary increases and future pension increases. Due to the complexities involved in the valuation and its long-term nature, a DBO is highly sensitive to changes in these assumptions. All assumptions are reviewed at each reporting date.

The parameter most subject to change is the discount rate. The discount rate assumption is based on the Bankers Association of the Philippines PHP Bloomberg Valuation Reference Rates benchmark reference curve for the government securities market considering average years of remaining working life of the employees as the estimated term of the DBO.

Further details about pension obligations are provided in Note 18.

Deferred Tax Assets

Deferred tax assets are recognized for consolidated financial statement and tax differences to the extent that it is probable that taxable profit will be available against which these differences can be utilized. Significant management judgment is required to determine the amount of deferred tax assets that can be recognized, based upon the likely timing and the level of future taxable profits, together with future tax planning strategies.

Further details on deferred taxes are disclosed in Note 19.

Leases - Estimating the Incremental Borrowing Rate

The Group cannot readily determine the interest rate implicit in the lease, therefore, it uses its incremental borrowing rate (IBR) to measure lease liabilities. The IBR is the rate of interest that the Group would have to pay to borrow over a similar term, and with a similar security, the funds necessary to obtain an asset of a similar value to the right-of-use assets in a similar economic environment. The IBR therefore reflects what the Group 'would have to pay', which requires estimation when no observable rates are available or when they need to be adjusted to reflect the terms and conditions of the lease. The Group estimates the IBR using observable inputs such as market interest rates when available and is required to make certain entity-specific estimates such as a subsidiary's stand-alone credit rating.

Further details are disclosed in Note 23.

4. Cash and Cash Equivalents

This account consists of:

	<i>Note</i>	2019	2018
Short-term placements	21	P404,294,077	P251,972,663
Cash in banks	21	267,701,394	457,812,695
Cash on hand		3,360,169	2,856,669
		P675,355,640	P712,642,027

Cash in banks earn interest at the respective bank deposit rates.

Short-term placements earn interest at annual average rate of 0.13% to 3.50% in 2019 and 0.13% to 2.88% in 2018 and have average maturities ranging from 30 to 35 days for both years.

Related interest income recognized in the consolidated statement of profit or loss or other comprehensive income (loss) amounted to P12.51 million, P4.02 million and P1.90 million in 2019, 2018 and 2017, respectively.

5. Receivables

This account consists of:

	<i>Note</i>	2019	2018
Trade		P432,824,727	P238,986,054
Insurance receivable	1	131,913,248	329,073,074
Advances to employees		4,512,714	4,156,049
Others		84,439,811	6,885,166
	21	653,690,500	579,100,343
Less allowance for impairment losses on trade receivables	21	43,420,615	17,618,396
		P610,269,885	P561,481,947

Trade receivables are noninterest-bearing and are generally on a 30-day term.

Insurance receivable pertains to insurance claims for the property damage and business interruption (see Note 1).

Others include Social Security System (SSS) benefits paid in advance by the Group to its officers and employees as well as advances to its suppliers.

In assessing the lifetime ECL of the Group's receivables, the Group excluded in its EAD all receivables that were related to long outstanding third party accounts as these were already specifically identified as uncollectible, hence, impaired. Remaining EAD pertains to receivables from related parties in which the Group deemed to have no credit risk. In 2019 and 2018, accounts specifically identified as impaired amounted to P25.80 million and P4.94 million, respectively, recognized and presented as part of "Impairment losses" account in the consolidated statement of profit or loss and other comprehensive income (loss) while no amount of ECL was recognized.

The Group also received collections on some long outstanding accounts in which the Group already provided an allowance for impairment in previous years. Accordingly, the Group recognized a gain on reversal of previous allowance for impairment losses in 2018 amounting to P8.35 million recognized and presented as part of “Other revenues” in the consolidated statement of profit or loss and other comprehensive income (loss). Movements in the allowance for impairment losses on trade receivables are as follows:

	2019	2018	2017
Beginning balance	P17,618,396	P21,583,914	P22,311,128
Impairment losses during the year	25,802,219	4,942,908	632,751
Write-offs during the year	-	(557,845)	(1,359,965)
Reversal of allowance for impairment losses	-	(8,350,581)	-
Ending balance	P43,420,615	P17,618,396	P21,583,914

6. Inventories

This account consists of:

	2019	2018
Food and beverage	P16,430,690	P13,003,736
Operating supplies	13,493,000	11,174,179
Engineering and maintenance supplies	518,468	328,496
	P30,442,158	P24,506,411

The Group’s inventories are carried at cost, which is lower than the NRV, as at December 31, 2019 and 2018.

The cost of food and beverage charged to profit or loss amounted to P228.80 million, P231.06 million and P222.57 million in 2019, 2018 and 2017, respectively, and is presented as “Food and beverage” account in the consolidated statement of profit or loss and other comprehensive income (loss).

The Group recognized expenses for operating supplies amounting to P20.05 million, P19.92 million and P27.54 million in 2019, 2018 and 2017, respectively, and are presented as “Supplies” under “Other costs and expenses” account in the consolidated statement of profit or loss and other comprehensive income (loss) (see Note 17), while the expenses for engineering and maintenance supplies amounting to P76.39 million, P68.09 million and P48.70 million in 2019, 2018 and 2017, respectively, are included under “Repairs and maintenance” account in the consolidated statement of profit or loss and other comprehensive income (loss).

In 2018, APHC recognized casualty losses for the destroyed and damaged inventories amounting to P5.59 million as presented under “(Gain from insurance claims) casualty losses - net” account in the consolidated statement of profit or loss and other comprehensive income (loss) (see Note 1).

7. Prepaid Expenses and Other Current Assets

This account consists of:

	Note	2019	2018
Input VAT		P103,292,832	P58,585,742
Advances to suppliers		39,872,569	18,997,834
Prepaid taxes		30,750,107	29,310,160
Short-term investments	21	14,662,137	22,559,581
Prepaid expenses		7,750,080	4,110,382
Others		8,224,069	4,304,984
		P204,551,794	P137,868,683

Others include prepayments for maintenance services, subscriptions and association dues.

8. Related Party Transactions

The Group's related party transactions include transactions with its key management personnel (KMP) and related parties in the table below:

<u>Related Party</u>	<u>Relationship with the Group</u>
TWGI	Ultimate Parent
Pacific Rehouse Corp. (PRC)	Stockholder
Crisanta Realty Development Corp. (CRDC)	Stockholder
Philippine Estates Corporation (PHES)	Stockholder
Forum Holdings Corporation (FHC)	Stockholder
East Asia Oil & Mining Company, Inc. (East Asia)	Stockholder
Pacific Wide Realty Development Corp. (PWRDC)	Stockholder
Westland Pacific Properties Corporation (WPPC)	Stockholder
Rex Realty Group, Inc. (RRGI)	Stockholder
Plastic City Industrial Corporation (PCIC)	Under common control
Wellex Industries, Inc. (WII)	Under common control
Acesite Leisure Entertainment Corporation (ALEC)	Under common control*

*ALEC was an unconsolidated pre-operating subsidiary incorporated in 2017 that was immaterial to the Group's consolidated financial statements as at December 31, 2018. In 2019, ALEC no longer qualified as a subsidiary of the Group.

Significant Transactions with Related Parties

The Group's transactions with related parties consists of (in thousands):

Category/Transaction	Year	Note	Amount of the Transaction	Due from Related Parties		Notes Receivable	Equity Securities - at FVOCI	Due to a Related Party	Advances to Subsidiaries*	Due to Subsidiaries*	Terms and Conditions
				Current	Noncurrent						
Ultimate Parent											
▪ TWGI											
Advances, interest and settlements	2019	8a	(P48,365)	P1,196,340	P -	P -	P -	P -	P -	P -	Secured; interest-bearing; due in one year subject to renewal partially impaired
	2018	8a	301,331	1,244,705	-	-	-	-	-	-	
	2017	8a	81,824	943,374	-	-	-	-	-	-	
Stockholders/Under Common Control											
▪ PRC											
Advances, interest and settlements	2019	8a	10,651	563,268	-	-	-	-	-	-	Secured; interest-bearing; due in one year; subject to renewal; not impaired
	2018	8a	10,836	552,617	-	-	-	-	-	-	
	2017	8a	10,623	541,781	-	-	-	-	-	-	
▪ CRDC											
Advances and interest settlements	2019	8a	16,798	395,196	-	-	-	-	-	-	Unsecured; interest-bearing; due in five years; not impaired
	2018	8a	15,540	22,395	356,003	-	-	-	-	-	
	2017	8a	15,196	14,930	347,928	-	-	-	-	-	
▪ WPPC											
Advances and interest	2019	8a	8,173	-	563,875	-	-	-	-	-	Unsecured; interest-bearing; due in three years; not impaired
	2018	8a	555,702	-	555,702	-	-	-	-	-	
	2017	8a	-	-	-	-	-	-	-	-	
▪ RRCI											
Advances and interest	2019	8a	44,625	-	566,500	-	-	-	-	-	Secured; interest-bearing; due in three years; not impaired
	2018	8a	521,875	-	521,875	-	-	-	-	-	
▪ PWRDC											
Advances	2019	8a, 8b	-	160,000	-	-	-	-	-	-	Secured; noninterest-bearing; due on demand; not impaired
	2018	8a, 8b	160,000	160,000	-	-	-	-	-	-	
▪ PHES											
Advances	2019	8b	-	104,554	-	-	-	-	-	-	Unsecured; noninterest-bearing; due on demand; not impaired
	2018	8b	-	104,554	-	-	-	-	-	-	
	2017	8b	12,500	104,554	-	-	-	-	-	-	
▪ Others											
Advances and interest	2019	8b	3,974	64,254	-	-	-	-	-	-	Unsecured; noninterest-bearing; due on demand; not impaired
	2018	8b	1,614	60,280	-	-	-	-	-	-	
	2017	8b	12,993	58,666	-	-	-	-	-	-	
▪ WII											
Equity securities - at FVOCI	2019	8f	(3,902)	-	-	-	17,515	-	-	-	
	2018	8f	-	-	-	-	21,417	-	-	-	
	2017	8f	(867,100)	-	-	-	15,955	-	-	-	

*Eliminated during consolidation

Forward

Category/Transaction	Year	Note	Amount of the Transaction	Due from Related Parties		Notes Receivable	Equity Securities - at FVOCI	Due to a Related Party	Advances to Subsidiaries*	Due to Subsidiaries*	Terms and Conditions
				Current	Noncurrent						
▪ ALEC											
Notes receivable	2019	8g	(P18,245)	P -	P -	P235,729	P -	P -	P -	P -	Unsecured; interest-bearing; due in one year; not impaired
	2018	8g	58,967	-	-	253,974	-	-	-	-	
	2017	8g	195,007	-	-	195,007	-	-	-	-	
Advances	2019		4,464	-	-	-	-	3,119	-	-	Unsecured; noninterest-bearing; due on demand
	2018		1,345	1,345	-	-	-	-	-	-	
Subsidiaries											
▪ WCCCHI	2019	8e	55,206	-	-	-	-	-	-	P799,475	Unsecured; interest-bearing; due in three years
Advances and settlements	2018	8e	(1,165,528)	-	-	-	-	-	-	854,681	
	2017	8c	(199,974)	-	-	-	-	-	310,847	-	
Deposits for future stock subscription	2019	8d	(1,000,000)	-	-	-	-	-	-	-	Unsecured; interest-bearing; due on demand; not impaired
	2018	8d	-	-	-	-	-	-	1,000,000	-	
	2017	8d	-	-	-	-	-	-	1,000,000	-	
▪ DIHCI											
Advances and settlements	2019	8e	-	-	-	-	-	-	-	3,874	Unsecured; noninterest-bearing; due on demand
	2018	8e	(5,620)	-	-	-	-	-	-	3,874	
	2017	8c	7,171	-	-	-	-	-	1,746	-	
▪ APHC											
Advances and settlements	2019	8c	(68)	-	-	-	-	-	189,839	-	Unsecured; noninterest-bearing; due on demand; not impaired
	2018	8c	189,784	-	-	-	-	-	189,907	-	
	2017	8c	173,570	-	-	-	-	-	123	-	
▪ GIRDI											
Advances and settlements	2019	8e	2,275	-	-	-	-	-	-	201,618	Unsecured; noninterest-bearing; due on demand;
	2018	8e	2,003	-	-	-	-	-	-	203,893	
	2017	8e	1,942	-	-	-	-	-	-	205,896	
▪ WHMC											
Advances and settlements	2019	8c	-	-	-	-	-	-	87,437	-	Unsecured; noninterest-bearing; due on demand; fully impaired
	2018	8c	57	-	-	-	-	-	87,437	-	
	2017	8c	72	-	-	-	-	-	87,380	-	
▪ MBI											
Advances and settlements	2019	8c	-	-	-	-	-	-	4,746	-	Unsecured; noninterest-bearing; due on demand; fully impaired
	2018	8c	(2,742)	-	-	-	-	-	4,746	-	
	2017	8c	344	-	-	-	-	-	7,488	-	
Deposits for future stock subscription	2019	8d	-	-	-	-	-	-	35,000	-	
	2018	8d	-	-	-	-	-	-	35,000	-	
	2017	8d	-	-	-	-	-	-	35,000	-	
▪ WWGI											
Advances and settlements	2019	8c	727	-	-	-	-	-	1,726	-	Unsecured; noninterest-bearing; due on demand; fully impaired
	2018	8c	187	-	-	-	-	-	999	-	
	2017	8c	165	-	-	-	-	-	812	-	

*Eliminated during consolidation

Forward

Category/Transaction	Year	Note	Amount of the Transaction	Due from Related Parties		Notes Receivable	Equity Securities - at FVOCI	Due to a Related Party	Advances to Subsidiaries*	Due to Subsidiaries*	Terms and Conditions
				Current	Noncurrent						
▪ WWGI											
Deposits for future stock subscription	2019	8d	P -	P -	P -	P -	P -	P -	P13,000	P -	
	2018	8d	-	-	-	-	-	-	13,000	-	
	2017	8d	-	-	-	-	-	-	13,000	-	
▪ WMCHI											
Advances and settlements	2019	8e	(537)	-	-	-	-	-	-	259,160	Unsecured; noninterest-bearing; due on demand
	2018	8e	(43,093)	-	-	-	-	-	-	258,623	
	2017	8e	(25,995)	-	-	-	-	-	-	215,530	
▪ WEC											
Advances and settlements	2019	8e	(1,754)	-	-	-	-	-	-	4,005	Unsecured; noninterest-bearing; due on demand
	2018	8e	97	-	-	-	-	-	-	2,251	
	2017	8c	(2,439)	-	-	-	-	-	-	2,348	
▪ WFC											
Advances and settlements	2019	8c	727	-	-	-	-	-	1,328	-	Unsecured; noninterest-bearing; due on demand; fully impaired
	2018	8c	194	-	-	-	-	-	601	-	
	2017	8c	166	-	-	-	-	-	407	-	
Deposits for future stock subscription	2019	8d	-	-	-	-	-	-	6,000	-	
	2018	8d	-	-	-	-	-	-	6,000	-	
	2017	8d	-	-	-	-	-	-	6,000	-	
▪ WPL											
Advances and settlements	2019	8e	-	-	-	-	-	-	-	194,884	Unsecured; noninterest-bearing; due on demand
	2018	8e	115	-	-	-	-	-	-	194,884	
	2017	8e	127	-	-	-	-	-	-	194,999	
Allowance for impairment losses	2019		112	(59,619)	-	-	-	-	(149,237)	-	
	2018		2,304	(61,185)	-	-	-	-	(147,783)	-	
	2017		(748)	(61,185)	-	-	-	-	(150,087)	-	
KMP											
▪ Short-term employee benefits	2019		34,217	-	-	-	-	-	-	-	
	2018		36,723	-	-	-	-	-	-	-	
	2017		32,921	-	-	-	-	-	-	-	
▪ Post-employment benefits	2019		8,607	-	-	-	-	-	-	-	
	2018		7,940	-	-	-	-	-	-	-	
	2017		7,807	-	-	-	-	-	-	-	
TOTAL	2019	21		P2,423,993	P1,130,375	P235,729	P17,515	P3,119	P189,839	P1,463,016	
TOTAL	2018	21		P2,084,711	P1,433,580	P253,974	P21,417	P -	P1,189,907	P1,518,206	

*Eliminated during consolidation

a. Interest-bearing Advances to Related Parties

The Group granted interest-bearing advances to TWGI, PRC, CRDC, WPPC and RRGI.

TWGI and PRC

The advances granted to TWGI and PRC were substantially used to finance the acquisition or development of real properties for the Parent Company. These advances are due in one year, subject to renewal, and charge interest at 6% and 2%, respectively, per annum. TWGI paid P97.83 million in 2019 and P10.11 million in 2018 while PRC had no payments in 2019 and 2018.

In a Resolution dated February 5, 2015, the Parent Company, TWGI and PRC entered into a Memorandum of Understanding (MOU) whereby the parties agreed that the outstanding balance of the advances from TWGI and PRC will be settled using parcels of land owned by PRC.

On April 3, 2019, the Parent Company, TWGI and PRC made amendments to the previously issued MOU for the inclusion of the new outstanding liabilities of PWRDC to the Parent Company. The amended MOU stated that PWRDC shall be a party to the said MOU, and all references to any obligation or rights that PWRDC shall have under the said MOU shall be in force. All other terms and conditions shall remain unchanged.

As at December 31, 2019, the fair value of PRC's land based on valuation performed by an accredited independent appraiser, with a recognized and relevant professional qualification and with recent experience in the locations and categories of the land being valued, amounted to P7.76 billion.

On April 11, 2018, TWGI initiated the transfer of certain parcels of land totaling to P96.87 million located in Puerto Princesa, Palawan as partial settlement of the advances. On April 11, 2019, the deed of absolute sale for the transfer of certain parcels of land was signed.

On December 9, 2019, PRC initiated the transfer of certain parcels of land located in Jaro, Iloilo as partial settlement of the advances.

Interest receivable from TWGI amounted to P200.54 million and P151.07 million as at December 31, 2019 and 2018, respectively, while interest receivable from PRC amounted to P87.75 million and P77.10 million as at December 31, 2019 and 2018, respectively. Allowance for impairment losses on receivables from TWGI amounted to P59.62 million as at December 31, 2019 and 2018.

CRDC

On December 21, 2015, the Parent Company granted advances to CRDC with an interest of 2% and maturity on December 21, 2020. Interest receivable from CRDC amounted to P30.76 million and P22.40 million as at December 31, 2019 and 2018, respectively. It was agreed that CRDC has the option to pay the balance before maturity date without payment of penalty fees and in case the latter refuses or fails to pay the principal and interest within the time agreed upon, the same shall be due and demandable. Accretion income of P8.44 million, and P8.08 million was recognized in 2019 and 2018, respectively.

WPPC

On June 1, 2018, the Parent Company granted advances to WPPC amounting to P500.00 million for general corporate purposes. The advances bear interest at 7.5% per annum and repayable in lump-sum at maturity on June 1, 2021. Interest receivable from WPPC amounted to P63.88 and P21.88 million as at December 31, 2019 and 2018, respectively.

On December 31, 2018, the Parent Company granted additional advances to WPPC amounting to P33.83 million for general corporate purposes. The advances bear interest at 7.5% per annum and repayable in lump-sum at maturity. WPPC paid P33.83 million in 2019.

RRGI

On June 1, 2018, WCCCHI extended advances to RRGI amounting to P500.00 million for general corporate purposes. The advances bear interest at 7.5% per annum and repayable in lump-sum at maturity on June 1, 2021. The advances and interest will mature on June 1, 2021. Interest receivable from RRGI amounted to P66.50 million and P21.88 million as at December 31, 2019 and 2018, respectively.

b. Noninterest-bearing Advances to Related Parties

The Group has noninterest-bearing, collateral-free advances to PHES, FHC, PCIC, East Asia and PWRDC with no fixed term of repayment. The said advances are due and demandable at anytime.

PWRDC

On July 5, 2018, the Parent Company granted a noninterest-bearing, collateral-free advances to PWRDC which is due on demand (see Note 8a).

PHES, FHC, PCIC and East Asia

The Parent Company has noninterest-bearing, collateral-free advances to PHES, FHC, PCIC and East Asia with no fixed term of repayment. The said advances are due on demand.

The collectability of the aforementioned advances is unconditionally recognized and guaranteed by TWGI, representing the majority stockholder.

c. Advances to Subsidiaries

These mainly represent funds provided to support subsidiaries' daily operations and to finance the construction and completion of certain hotel projects.

d. Deposits to Subsidiaries

These represent amounts set aside that will be used as subscription payments by the Parent Company once the planned increase in the authorized capital stock of the subsidiaries materialize (see Note 21).

e. Due to Subsidiaries/to a Related Party

In the ordinary course of business, the Parent Company obtains noninterest-bearing, collateral-free cash and non-cash advances from related parties for working capital purposes. The above advances are due and demandable at anytime.

On June 1, 2018, the Parent Company received advances from WCCCHI with an interest of 7.5% per annum and maturity on June 1, 2021. Accrued interest payable to WCCCHI amounted to P88.04 million and P30.15 million as at December 31, 2019 and 2018, respectively.

f. Financial Assets at FVOCI - Equity Securities

In July and August 2005, the BOD of APHC approved the conversion of its net receivables from related parties amounting to P43.30 million into 86.71 million shares of stock of WII which are listed on the PSE. The conversion resulted to a loss on exchange of assets of P31.10 million for APHC. The fair market value of the shares based on closing market price as at December 31, 2019 and 2018 amounted to P17.52 million and P21.42 million, respectively (see Note 21), resulting in a valuation loss of P3.90 million in 2019, valuation gain of P5.46 million in 2018 and valuation loss of P0.87 million in 2017.

g. Notes Receivable

In 2017, the Group extended a loan to ALEC payable on December 31, 2018, and bear interest at 4% per annum. In 2018, the Group extended another interest-bearing loan at 4% per annum to ALEC payable at the end of 2019. At the end of 2019, the Group extended the loan, with the same terms as the original loan, to mature at the end of 2020. The related interest income recognized in the consolidated statement of profit or loss and other comprehensive income (loss) amounted to P9.85 million and P7.42 million in 2019 and 2018, respectively.

The outstanding balances of related party transactions are generally settled in cash.

9. Property and Equipment

Movements in this account are as follows:

For the Year Ended December 31, 2019									
<i>Measurement Basis:</i>	Land	Land Improvements	Leasehold Improvements	Hotel Buildings and Improvements	Furniture, Fixtures and Equipment	Operating Equipment	Transportation Equipment	Construction-in-Progress	Total
	<i>Revalued</i>	<i>Revalued</i>	<i>At Cost</i>	<i>Revalued</i>	<i>Revalued</i>	<i>At Cost</i>	<i>Revalued</i>	<i>At Cost</i>	
Beginning balance	P1,076,280,000	P17,021,145	P25,016,605	P5,735,394,429	P1,007,659,453	P85,692,611	P23,648,982	P -	P7,970,713,225
Additions	-	-	46,644	-	6,091,875	909,189	4,320,536	344,635,751	356,003,995
Appraisal increase	255,768,000	1,658,467	-	760,251,279	367,982,717	1,593,631	2,151,243	-	1,389,405,337
Ending balance	1,332,048,000	18,679,612	25,063,249	6,495,645,708	1,381,734,045	88,195,431	30,120,761	344,635,751	9,716,122,557
Accumulated Depreciation and Amortization									
Beginning balance	-	15,880,901	20,731,893	1,802,897,461	925,615,459	85,653,835	16,714,298	-	2,867,493,847
Depreciation and amortization	-	15,144	313,156	139,357,376	88,204,153	466,918	2,958,190	-	231,314,937
Ending balance	-	15,896,045	21,045,049	1,942,254,837	1,013,819,612	86,120,753	19,672,488	-	3,098,808,784
Carrying Amount	P1,332,048,000	P2,783,567	P4,018,200	P4,553,390,871	P367,914,433	P2,074,678	P10,448,273	P344,635,751	P6,617,313,773

For the Year Ended December 31, 2018									
<i>Measurement Basis:</i>	Land	Land Improvements	Leasehold Improvements	Hotel Buildings and Improvements	Furniture, Fixtures and Equipment	Operating Equipment	Transportation Equipment	Construction-in-Progress	Total
	<i>Revalued</i>	<i>Revalued</i>	<i>At Cost</i>	<i>Revalued</i>	<i>Revalued</i>	<i>At Cost</i>	<i>Revalued</i>	<i>At Cost</i>	
Beginning balance	P1,076,280,000	P17,021,145	P24,900,892	P8,788,057,339	P1,071,963,918	P270,941,873	P23,648,982	P137,546,634	P11,410,360,783
Additions	-	-	115,713	-	10,917,109	30,793	-	-	11,063,615
Casualty losses	-	-	-	(3,052,662,910)	(75,221,574)	(185,280,055)	-	(137,546,634)	(3,450,711,173)
Ending balance	1,076,280,000	17,021,145	25,016,605	5,735,394,429	1,007,659,453	85,692,611	23,648,982	-	7,970,713,225
Accumulated Depreciation and Amortization									
Beginning balance	-	15,470,341	19,249,761	3,809,297,570	897,247,642	265,091,714	13,505,791	-	5,019,862,819
Depreciation and amortization	-	410,560	1,482,132	157,996,214	99,020,215	2,566,530	3,208,507	-	264,684,158
Casualty losses	-	-	-	(2,164,396,323)	(70,652,398)	(182,004,409)	-	-	(2,417,053,130)
Ending balance	-	15,880,901	20,731,893	1,802,897,461	925,615,459	85,653,835	16,714,298	-	2,867,493,847
Carrying Amount	P1,076,280,000	P1,140,244	P4,284,712	P3,932,496,968	P82,043,994	P38,776	P6,934,684	P -	P5,103,219,378

The Group engaged an independent firm of appraisers to determine the fair value of certain classes of property and equipment, specifically hotel buildings and improvements, land, furniture, fixtures and equipment, transportation equipment and land improvements, which are carried at revalued amounts. Fair value was determined by reference to market-based evidence, which is the price that would be received to sell an asset in an orderly transaction between market participants at the measurement date. In determining fair value, an estimate was made in accordance with the prevailing prices for materials, equipment, labor, and contractor's overhead and all other costs associated with acquisition while taking into account the depreciation resulting from physical deterioration, functional and economic obsolescence. The Group's revaluation of its property and equipment is done once every three (3) years. The date of the latest revaluation was as at November 15, 2019, which resulted to the increase in the gross carrying amount of property and equipment amounting to P1.40 billion.

After the fire incident (see Note 1), APHC engaged an independent firm of appraisers to determine the fair value of certain classes of its property and equipment, specifically hotel building and equipment and furniture, fixtures and equipment, that were damaged by fire. The appraisal results show that the estimated market value of property and equipment after the fire (excluding land) amounted to P293.53 million.

Had the following classes of property and equipment been carried at cost less accumulated depreciation, their carrying amounts as at December 31, 2019 and 2018 would have been as follows:

	2019	2018
Hotel buildings and improvements	P3,164,814,164	P3,834,883,325
Land	650,515,909	650,515,909
Furniture, fixtures and equipment	746,431,506	1,025,413,523
Transportation equipment	14,696,528	14,696,528
Land improvements	1,328,990	1,328,990
Casualty losses	-	(954,445,725)
	4,577,787,097	4,572,392,550
Accumulated depreciation	2,309,660,409	2,986,307,817
Casualty losses	-	(755,322,014)
	2,309,660,409	2,230,985,803
	P2,268,126,688	P2,341,406,747

Depreciation on cost charged to profit or loss amounted to P81.44 million, P139.44 million and P141.15 million in 2019, 2018 and 2017, respectively. Depreciation on appraisal increase charged to profit or loss amounted to P149.87 million, P125.24 million and P214.16 million in 2019, 2018 and 2017, respectively.

The revaluation increment directly absorbed through casualty losses and depreciation and consequently transferred directly to retained earnings, net of deferred tax effect, amounted to P98.80 million, P376.40 million and P138.42 million in 2019, 2018 and 2017, respectively. The carrying amount of the revaluation surplus amounting to P2.70 billion and P1.83 billion as at December 31, 2019 and 2018, respectively, is not available for distribution to shareholders.

10. Other Noncurrent Assets

This account consists of:

	<i>Note</i>	2019	2018
Special project deposits	9	P709,403,998	P174,460,672
Refundable deposits	21	25,310,347	17,163,565
Others	21	14,465,705	6,817,861
		749,180,050	198,442,098
Less allowance for impairment losses on special project deposits		46,100,252	-
		P703,079,798	P198,442,098

Special project deposits pertain to advances to contractors in connection with the reconstruction and restoration of APHC's hotel property and equipment and the renovation work of WCCCHI.

Refundable deposits refer to security deposits on utilities, electricity, rental, returnable containers and others.

Others represent deposits to service providers such as security and janitorial services.

In 2019, portion of the special deposits specifically identified as impaired amounted to P46.10 million, recognized and presented as part of "Impairment losses" account in the consolidated statement of profit or loss and other comprehensive income (loss).

11. Accounts Payable and Accrued Expenses

This account consists of:

	<i>Note</i>	2019	2018
Accrued:			
Interest and penalties	13, 21	P1,046,279,481	P986,355,691
Salaries, wages and employee benefits	21	31,321,061	41,507,370
Utilities	21	5,980,017	660,744
Rent	21	176,428	363,949
Other accruals	21	20,285,870	20,607,441
Trade payables	21	845,454,341	462,257,042
Local taxes and output VAT		63,678,143	42,867,399
Retention payables	21	31,223,843	315,000
Service charges	21	1,882,862	5,688,244
Withholding taxes payable		949,150	4,145,018
Unclaimed wages	21	693,942	581,747
Guest deposits	21	386,559	1,491,752
Other payables	21	87,249,443	64,551,235
		P2,135,561,140	P1,631,392,632

Trade payables are noninterest-bearing and are normally on 30-day terms and are settled in cash.

Retention payables include liabilities to contractors for the reconstruction and restoration of the APHC's hotel property and equipment (see Note 1). These are normally settled within 12 months.

Other payables include commissions, sponsorships, gift certificates issued, SSS, Philhealth and Housing Development Mutual Fund and sundry payables.

12. Other Current Liabilities

This account consists of:

	<i>Note</i>	2019	2018
Concessionaires' and other deposits	21, 23	P40,573,764	P218,428,780
Deferred income		1,512,252	1,533,598
Others	21	1,064,400	1,000,000
		P43,150,416	P220,962,378

Others include a P1.00 million unsecured short-term loan obtained from a local bank in 1996 with interest at prevailing market rate. The proceeds of the loan were used for the working capital requirements of GIRD. GIRD is a defendant in a collection case filed by a local bank involving an unsecured short-term loan obtained. While the case is currently inactive and the latest assessment made by the legal counsel is favorable to GIRD, the payable is still retained until the case is completely dismissed. Management believes that the carrying value of the liability retained in the books as at December 31, 2019 and 2018 sufficiently represents the amount of possible liability that GIRD may settle in the event that this case will ultimately be activated and decided against GIRD.

13. Loan Payable

SSS Loan

On October 28, 1999, the Parent Company obtained a five-year term loan from SSS amounting to P375.00 million originally due on October 29, 2004. The SSS loan bears interest at the prevailing market rate plus 3% or 14.5% per annum, whichever is higher. Interest is repriced annually and is payable semi-annually. Initial interest payments are due 180 days from the date of the release of the proceeds of the loan. The repayment of the principal shall be based on eight (8) semi-annual payments, after a one-year grace period.

The SSS loan was availed to finance the completion of the facilities of WCCCHI. It was secured by a first mortgage over parcels of land owned by WII, a related party and by the assignment of 200 million common shares of the Parent Company owned by TWGI. The common shares assigned were placed in escrow in the possession of an independent custodian mutually agreed upon by both parties.

On August 7, 2003, when the total loan obligation to SSS, including penalties and interest, amounted to P605.00 million, the Parent Company was considered in default with the payments of the loan obligations, thus, on the same date, SSS executed a foreclosure proceeding on the mortgaged parcels of land. The SSS's winning bid on the foreclosure sale amounting to P198.00 million was applied to penalties and interest amounting to P74.00 million and P124.00 million, respectively. In addition, the Parent Company accrued penalties charged by SSS amounting to P30.50 million covering the month of August until December 2003, and unpaid interest expense of P32.00 million.

The Parent Company, WII and TWGI were given the right to redeem the foreclosed property within one (1) year from October 17, 2003, the date of registration of the certificate of sale. The Parent Company recognized the proceeds of the foreclosure sale as its liability to WII and TWGI. The Parent Company, however, agreed with TWGI to offset this directly against its receivable from the latter. In August 2004, the redemption period for the Parent Company, WII and TWGI expired.

The remaining balance of the SSS loan is secured by the shares of stock of the Parent Company owned by TWGI and shares of stock of WII totaling 235 million and 80 million shares, respectively.

On May 13, 2004, SSS filed a civil suit against the Parent Company for the collection of the total outstanding loan obligation before the Regional Trial Court (RTC) of Quezon City. SSS likewise asked the RTC of Quezon City for the issuance of a writ of preliminary attachment on the collateral property.

On June 18, 2004, the RTC of Quezon City issued its first order granting SSS's request and the issuance of a writ of preliminary attachment based on the condition that SSS shall post an attachment bond in the amount of P452.80 million. After the lapse of 3 months from the issuance of RTC order, no attachment bond was posted. Thus, on September 16, 2004 and September 17, 2004, the Parent Company filed a Motion to Set Aside Order of Attachment and Amended Motion to Set Aside Order of Attachment, respectively.

On January 10, 2005, the RTC of Quezon City issued its second order denying the Parent Company's petition after finding no compelling grounds to reverse or reconsider its initial findings dated June 18, 2004. In addition, since no writ of preliminary attachment was actually issued for failure of SSS to file a bond on the specified date, the RTC granted SSS an extension of fifteen (15) days from receipt of its second order to post the required attachment bond.

On February 10, 2005, SSS filed a Motion for Partial Reconsideration of the Order dated January 10, 2005 requesting that it be allowed to post a real property bond in lieu of a cash/surety bond and asking for another extension of thirty (30) days within which to post the said property bond. On March 7, 2005, the Parent Company filed its opposition to the said Motion.

On July 18, 2005, the RTC of Quezon City issued its third order denying the Parent Company's petition and granted SSS the 30 day extension to post the said attachment bond. Accordingly, on August 25, 2005, the Parent Company filed a Motion for Reconsideration (MR).

On September 12, 2005, the RTC of Quezon City issued its fourth order approving SSS's property bond in the total amount of P452.80 million. Accordingly, the RTC ordered the corresponding issuance of the writ of preliminary attachment. On November 3, 2005, the Parent Company submitted a Petition for Certiorari before the Court of Appeals (CA) seeking the nullification of the orders of the RTC of Quezon City dated June 18, 2004, January 10, 2005, July 18, 2005 and September 12, 2005.

On February 22, 2006, the CA granted the Parent Company's petition for the issuance of the Temporary Restraining Order to enjoin the implementation of the orders of the RTC of Quezon City specifically on the issuance of the writ of preliminary attachment.

On March 28, 2006, the CA granted the Parent Company's petition for the issuance of a writ of preliminary injunction prohibiting the RTC of Quezon City from implementing the questioned orders.

On August 24, 2006, the CA issued a decision granting the Petition for Certiorari filed by the Parent Company on November 3, 2005 and nullifying the orders of the RTC of Quezon City dated June 18, 2004, January 10, 2005, July 18, 2005 and September 12, 2005 and consequently making the writ of preliminary injunction permanent.

Accordingly, SSS filed a Petition for Review on Certiorari on the CA's decision before the Supreme Court (SC).

On November 15, 2006, the First Division of the SC issued a Resolution denying SSS's petition for failure of SSS to sufficiently show that the CA committed any reversible error in its decision which would warrant the exercise of the SC's discretionary appellate jurisdiction.

The Parent Company, at various instances, initiated negotiations with the SSS for restructuring of the loan but was not able to conclude a formal restructuring agreement.

On January 13, 2015, the RTC of Quezon City issued a decision declaring null and void the contract of loan and the related mortgages entered into by the Parent Company with SSS on the ground that the officers and the SSS are not authorized to enter the subject loan agreement. In the decision, the RTC of Quezon City directed the Parent Company to return to SSS the principal amount of loan amounting to P375 million and directed the SSS to return to the Parent Company and to its related parties titles and documents held by SSS as collaterals.

On January 22, 2016, SSS appealed with the CA assailing the RTC of Quezon City decision in favor of the Parent Company, et al. SSS filed its Appellant's Brief and the Parent Company filed a Motion for Extension of Time to file Appellee's Brief until May 16, 2016.

On May 16, 2016, the Parent Company filed its Appellee's Brief with the CA, furnishing the RTC of Quezon City and the Office of the Solicitor General with copies. SSS was given a period to reply but it did not file any.

On September 6, 2016, a resolution for possible settlement was received by the Parent Company from the CA. However, on February 7, 2017 a Notice to Appear dated December 7, 2016 was received by the Parent Company from the Philippine Mediation Center Unit - Court of Appeals (PMCU-CA) directing the Parent Company and SSS to appear in person and without counsel at the PMCU-CA on January 23, 2017 to choose their mediator and the date of initial mediation conference and to consider the possibility of settlement. Since the Notice to Appear was belatedly received, the parties were not able to appear before the PMCU-CA.

On February 27, 2017, a Second Notice to Appear issued by the PMCU-CA directing all parties to appear on February 27, 2017 at a specified time was received by the Parent Company only on February 27, 2017 after the specified time of the meeting. The Parent Company failed to appear.

On June 30, 2017, a resolution issued by the CA, resolved to submit the appeal for decision.

On August 30, 2019, the Court of Appeals rendered its Decision reversing and setting aside the Decision dated January 13, 2015 and Order dated May 11, 2015 rendered by the RTC of Quezon City.

On November 4, 2019, the counsel for the Parent Company, WII and TWGI filed a Petition for Review with the SC. As at the date of the BOD's approval of the consolidated financial statements, the Parent Company is still awaiting Notice/Resolution from the SC on the Petition for Review.

Outstanding principal balance of the loan amounted to P375.00 million as at December 31, 2019 and 2018. Interest expense related to the SSS loan recognized in the consolidated statement of profit or loss and other comprehensive income amounted to P59.92 million in 2019 and P60.00 million in both 2018 and 2017. Accrued interest and penalties, presented as part of "Accrued interest and penalties" under "Accounts payable and accrued expenses" account in the consolidated statement of financial position, amounted to P1.05 billion and P986.36 million as at December 31, 2019 and 2018, respectively (see Note 11).

14. Other Noncurrent Liabilities

The account consists of:

	<i>Note</i>	2019	2018
Accrued rent	22	P232,439,872	P722,132
Concessionaires' deposit	21, 22	122,000,003	5,689,345
		P354,439,875	P6,411,477

15. Segment Information

The Group's operating businesses are organized and managed separately according to hotel property location, with each segment representing a strategic business unit. Segment accounting policies are the same as the policies described primarily in Note 27 to the consolidated financial statements.

The following table presents the revenue and profit information regarding industry segments for the years ended December 31, 2019, 2018 and 2017 and certain asset and liability information regarding industry segments as at December 31, 2019, 2018 and 2017 (in thousands):

	For the Year Ended December 31, 2019							
	WCCCHI	WMCHI	DIHCI	Parent Company and Others	APHC and Subsidiary	Total	Eliminations	Consolidated
REVENUES								
External sales	P1,234,108	P445,979	P253,754	P27,006	P -	P1,960,847	(P21,057)	P1,939,790
RESULTS								
Segment operating profit	450,015	219,083	33,505	(20,730)	(118,505)	563,368	-	563,368
OTHER (INCOME) LOSS								
Depreciation and amortization	148,803	55,915	7,659	1,177	20,295	233,849	-	233,849
Interest expense	128,693	8,674	-	115,264	-	252,631	(51,686)	200,945
Foreign exchange losses - net	-	-	-	5,915	-	5,915	-	5,915
Impairment losses	-	1,150	-	4,250	70,507	75,907	(2,551)	73,356
Gains from insurance claims	-	-	-	-	(234,090)	(234,090)	-	(234,090)
Interest income	(175,491)	(46,019)	(1,633)	(108,745)	(5,130)	(337,018)	51,686	(285,332)
Others - net	-	-	-	(6,825)	-	(6,825)	-	(6,825)
	102,005	19,720	6,026	11,036	(148,418)	(9,631)	(2,551)	(12,182)
INCOME TAX EXPENSE (BENEFIT)	118,243	58,576	7,754	(5,742)	(37,683)	141,148	-	141,148
NET INCOME (LOSS)	P229,767	P140,787	P19,725	(P26,024)	P67,596	P431,851	P2,551	P434,402
OTHER INFORMATION								
Segment assets	P5,730,277	P1,992,112	P1,119,259	P5,531,371	P2,376,356	P16,749,375	(P3,937,374)	P12,812,001
Deferred tax assets	51,269	23,448	2,046	54,483	108,049	239,295	-	239,295
Consolidated Total Assets	P5,781,546	P2,015,560	P1,121,305	P5,585,854	P2,484,405	P16,988,670	(P3,937,374)	P13,051,296
Segment liabilities	P1,808,757	P345,595	P84,573	P3,119,010	P907,325	P6,265,260	(P2,009,271)	P4,255,989
Deferred tax liabilities	682,872	232,042	258,631	(572)	265,582	1,438,555	-	1,438,555
Consolidated Total Liabilities	P2,491,629	P577,637	P343,204	3,118,438	P1,172,907	P7,703,815	(P2,009,271)	P5,694,544
Other Segment Information								
Capital expenditures	P3,503,786	P989,685	P861,872	P3,606	P1,258,365	P6,617,314	P -	P6,617,314
Depreciation and amortization	148,803	55,915	7,659	1,177	20,295	233,849	-	233,849

For the Year Ended December 31, 2018

	WCCCHI	WMCHI	DIHCI	Parent Company and Others	APHC and Subsidiary	Total	Eliminations	Consolidated
REVENUES								
External sales	P1,119,779	P424,035	P240,877	P25,085	P54,373	P1,864,149	(P14,237)	P1,849,912
RESULTS								
Segment operating profit	P420,288	P195,555	P34,442	(P19,452)	(P171,391)	P459,442	P -	P459,442
OTHER (INCOME) LOSS								
Casualty loss on damaged properties	-	-	-	-	410,172	410,172	-	410,172
Depreciation and amortization	148,918	54,948	10,712	2,190	47,916	264,684	-	264,684
Interest expense	101,480	-	-	90,372	-	191,852	(30,150)	161,702
Impairment losses	-	406	-	892	3,645	4,943	-	4,943
Foreign exchange losses - net	-	-	-	(2,845)	-	(2,845)	-	(2,845)
Interest income	(55,150)	(3,259)	(716)	(63,089)	(6,357)	(128,571)	30,150	(98,421)
Others - net	-	-	-	(2,741)	(8,351)	(11,092)	-	(11,092)
	195,248	52,095	9,996	24,779	447,025	729,143	-	729,143
INCOME TAX EXPENSE (BENEFIT)	72,224	42,851	7,119	(9,936)	(270,030)	(157,772)	-	(157,772)
NET INCOME (LOSS)	P152,816	P100,609	P17,327	(P34,295)	(P348,386)	(P111,929)	P -	(P111,929)
OTHER INFORMATION								
Segment assets	P4,653,280	P1,545,953	P750,406	P5,711,031	P1,768,417	P14,429,087	(P3,890,139)	P10,538,948
Deferred tax assets	3,425	678	2,361	36,786	74,123	117,373	-	117,373
Consolidated Total Assets	P4,656,705	P1,546,631	P752,767	P5,747,817	P1,842,540	P14,546,460	(P3,890,139)	P10,656,321
Segment liabilities	P2,840,976	P164,761	P57,554	P3,262,651	P333,788	P6,659,730	(P2,959,483)	P3,700,247
Deferred tax liabilities	403,880	186,238	162,667	(483)	266,848	1,019,150	-	1,019,150
Consolidated Total Liabilities	P3,244,856	P350,999	P220,221	P3,262,168	P600,636	P7,678,880	(P2,959,483)	P4,719,397
Other Segment Information								
Capital expenditures	P2,716,462	P893,611	P561,165	P3,128	P928,853	P5,103,219	P -	P5,103,219
Depreciation and amortization	148,918	54,948	10,712	2,190	47,916	264,684	-	264,684

For the Year Ended December 31, 2017

	WCCCHI	WMCHI	DIHCI	Parent Company and Others	APHC and Subsidiary	Total	Eliminations	Consolidated
REVENUES								
External sales	P1,053,511	P408,026	P196,626	P18,704	P436,556	P2,113,423	(P8,491)	P2,104,932
RESULTS								
Segment operating profit	P422,156	P205,028	P28,827	(P37,782)	P65,921	P684,150	P -	P684,150
OTHER (INCOME) LOSS								
Depreciation and amortization	155,523	56,902	12,164	2,476	128,243	355,308	-	355,308
Interest expense	-	-	-	60,223	-	60,223	-	60,223
Foreign exchange losses	-	-	-	10,366	-	10,366	-	10,366
Impairment losses	-	-	-	747	633	1,380	(747)	633
Interest income	(992)	(170)	(426)	(40,378)	(310)	(42,276)	-	(42,276)
Others - net	-	-	-	33	-	33	681	714
	154,531	56,732	11,738	33,467	128,566	385,034	(66)	384,968
INCOME TAX EXPENSE (BENEFIT)	83,338	44,438	4,998	(13,636)	(18,689)	100,449	-	100,449
NET INCOME (LOSS)	P184,287	P103,858	P12,091	(P57,613)	(P43,956)	P198,667	P66	P198,733
OTHER INFORMATION								
Segment assets	P3,251,979	P1,357,487	P711,209	P4,813,020	P2,273,527	P12,407,222	(P3,119,406)	P9,287,816
Deferred tax assets	5,581	(803)	(2,094)	19,489	42,821	64,994	-	64,994
Consolidated Total Assets	P3,257,560	P1,356,684	P709,115	P4,832,509	P2,316,348	P12,472,216	(P3,119,406)	P9,352,810
Segment liabilities	P1,574,479	P65,897	P32,759	P2,307,951	P268,647	P4,249,733	(P2,189,507)	P2,060,226
Deferred tax liabilities - net	427,511	195,168	159,572	-	492,818	1,275,069	-	1,275,069
Consolidated Total Liabilities	P2,001,990	P261,065	P192,331	P2,307,951	P761,465	P5,524,802	(P2,189,507)	P3,335,295
Other Segment Information								
Capital expenditures	P2,865,380	P948,559	P571,877	P5,162	P1,999,520	P6,390,498	P -	P6,390,498
Depreciation and amortization	155,523	56,902	12,164	2,476	128,243	355,308	-	355,308

16. Capital Stock and Noncontrolling Interests

Capital Stock

Details of capital stock of the Parent Company as at December 31 are as follows:

	Number of Common Shares	Amount
Authorized capital stock: at P1 par value per share	5,000,000,000	P5,000,000,000
Issued and outstanding	2,498,991,753	P2,498,991,753

A summary of the Parent Company's securities registration is as follows:

Date of Registration/Listing	Securities
March 17, 1995 (Initial Public Offering)	112.50 million shares On October 7, 1994, the SEC approved the increase in the authorized capital stock of the Parent Company to P450.00 million divided into 450 million shares with a par value of P1 per share, out of which, 337.50 million shares were already subscribed.
April 18, 1996	944.97 million shares On September 18, 1995, the BOD resolved to increase the authorized capital stock of the Parent Company to P2.00 billion divided into 2 billion shares with a par value of P1 per share. The purpose of the increase was to finance the construction of WCCCHI's hotel project.
December 15, 1999	888.47 million shares On August 7, 1999, the BOD resolved to increase the authorized capital stock of the Parent Company to P5.00 billion divided into 5 billion shares with a par value of P1 per share. The purpose of the increase was to accommodate the acquisition of DIHCI's outstanding common shares for 888.47 million shares of the Parent Company with an offer price of P2.03 per share.

The Parent Company has not sold any unregistered securities for the past 3 years. As at December 31, 2019, 1.95 billion shares of the Parent Company are listed on the PSE and has a total of 436 shareholders.

On July 20, 2007, the BOD resolved to increase the authorized capital stock of the Parent Company to P10.00 billion with 10 billion shares at par value of P1 per share. This resolution was ratified by the Parent Company's stockholders owning at least two-thirds of the outstanding capital stock during the annual stockholders' meeting held on August 25, 2007.

In 2009, the BOD passed a resolution temporarily suspending the implementation of the above proposed increase in the authorized capital stock of the Parent Company. As at December 31, 2019, the Parent Company has no updated plans to increase its authorized capital stock, or to modify any issued shares or to exchange them to another class.

Noncontrolling Interests (NCIs)

The details of the Group's material NCIs are as follows (in thousands):

	December 31, 2019		December 31, 2018	
	APHC	GIRDI	APHC	GIRDI
Percentage of NCI	44%	46%	44%	46%
Carrying amount of NCI	P549,803	P198,694	P518,974	P198,749
Net (loss) income attributable to NCI	P29,945	(P55)	(P154,336)	P41
Other comprehensive income (loss) attributable to NCIs	P884	P -	P15,654	P -

The following are the audited condensed financial information of investments in subsidiaries with material NCIs (in thousands):

	December 31, 2019		December 31, 2018	
	APHC	GIRDI	APHC	GIRDI
Total assets	P2,381,211	P469,656	P1,787,276	P470,322
Total liabilities	(1,069,789)	(37,711)	(545,446)	(38,258)
Net assets	P1,311,422	P431,945	P1,241,830	P432,064
Revenue	P -	P1,662	P62,731	P1,613
Net income (loss)	P67,595	(P120)	(P348,389)	P90
Other comprehensive income	1,997	-	35,335	-
	P69,592	(P120)	(P313,054)	P90
Cash flows provided by (used in) operating activities	P96,726	P -	(P236,773)	P -
Cash flows (used in) provided by investing activities	(431,551)	-	136,771	-
Cash flows provided by financing activities	269,630	-	185,284	-
Net (decrease) increase in cash	(P65,195)	P -	P85,282	P -

17. Other Costs and Expenses

This account consists of:

	<i>Note</i>	2019	2018	2017
Laundry, valet and other				
hotel services		P121,723,857	P122,815,582	P121,177,477
Taxes and licenses		101,206,859	51,970,083	58,872,008
Security and other				
related services		40,730,273	39,303,457	40,176,231
Data processing		21,233,251	16,145,135	12,789,344
Corporate expenses		20,382,390	29,160,020	31,017,805
Supplies	6	20,045,746	19,915,410	27,541,398
Advertising		17,522,754	22,774,086	20,672,986
Professional fees		14,124,466	16,616,534	12,120,384
Insurance		13,322,652	15,865,861	20,891,793
Representation and				
entertainment		12,773,517	9,981,109	15,089,343
Commissions		10,878,712	12,094,617	13,434,997
Fuel and oil		6,909,177	8,282,184	9,652,240
Guest and laundry valet		5,921,144	4,737,776	1,760,207
Guest amenities		5,477,313	4,315,152	2,299,279
Communications		4,178,568	5,148,740	5,366,245
Transportation and travel		3,358,155	6,673,785	12,045,579
Meeting expenses		1,201,170	1,507,267	1,344,423
Customer claims		-	13,215,750	-
Miscellaneous		22,016,415	15,017,127	8,898,521
		P443,006,419	P415,539,675	P415,150,260

Miscellaneous include recruitment expense and employee association dues.

Customer claims pertain to amounts incurred for the accommodation, hospitalization and other assistance provided by APHC to the hotel guests after the fire incident (see Note 1).

18. Retirement Benefits Cost

Certain subsidiaries have noncontributory, defined benefit plans (the Plans) covering substantially all of their regular employees with at least five (5) years of continuous service. The benefits are based on percentage of the employee's final monthly salary for every year of continuous service depending on the length of stay. Contributions and costs are determined in accordance with the actuarial studies made for the Plans.

The latest independent actuarial valuation of the Plans was as at December 31, 2019, which was prepared using the projected unit credit method. The Plans are administered by independent trustees (the Retirement Plan Trustees) with assets held consolidated for the Group.

The Plans are registered with the BIR as a tax-qualified plan under Republic Act No. 4917, As Amended, otherwise known as "An Act Providing that Retirement Benefits of Employees of Private Firms shall not be Subject to Attachment, Levy, Execution, or any Tax whatsoever."

The reconciliation of the present value of the DBO and the FVPA to the recognized retirement benefits liability as presented in the consolidated statement of financial position is as follows:

2019	DBO	FVPA	Asset Ceiling Adjustment	Retirement Benefits Liability (Asset)
Balance, January 1, 2019	P132,611,165	(P152,458,292)	P13,054,129	(P6,792,998)
Included in Profit or Loss				
Current service cost	8,057,234	-	-	8,057,234
Net interest cost (income)	9,941,295	(11,427,563)	980,102	(506,166)
	17,998,529	(11,427,563)	980,102	7,551,068
Included in OCI				
Remeasurement gains on plan assets:				
1. Actuarial losses (gains) arising from:				
▪ Changes in financial assumptions	39,022,924	-	-	39,022,924
▪ Changes in demographic assumptions	(926,130)	-	-	(926,130)
▪ Experience adjustments	(24,741,964)	-	-	(24,741,964)
2. Return on plan assets excluding interest income	-	(12,234,167)	-	(12,234,167)
3. Remeasurement gain on asset ceiling	-	-	(12,623,802)	(12,623,802)
4. Effect of asset ceiling	-	-	(1,410,429)	(1,410,429)
	13,354,830	(12,234,167)	(14,034,231)	(12,913,568)
Others				
Contributions paid by the employer	-	(15,500,000)	-	(15,500,000)
Benefits paid from:				
Book reserves	(9,447,376)	-	-	(9,447,376)
Plan assets	(5,497,411)	5,497,411	-	-
Balance, December 31, 2019	P149,019,737	(P186,122,611)	P -	(P37,102,874)

2018	DBO	FVPA	Asset Ceiling Adjustment	Retirement Benefits Liability (Asset)
Balance, January 1, 2018	P250,695,980	(P139,888,438)	P13,674,363	P124,481,905
Included in Profit or Loss				
Current service cost	16,097,628	-	-	16,097,628
Net interest cost (income)	14,614,875	(9,040,345)	820,462	6,394,992
Settlement gain	(2,834,145)	-	-	(2,834,145)
	27,878,358	(9,040,345)	820,462	19,658,475
Included in OCI				
Remeasurement gains on plan assets:				
1. Actuarial (gains) losses arising from:				
▪ Changes in financial assumptions	(22,905,374)	-	-	(22,905,374)
▪ Changes in demographic assumptions	(10,989,576)	-	-	(10,989,576)
▪ Experience adjustments	(25,099,548)	-	-	(25,099,548)
2. Return on plan assets excluding interest income	-	13,516,731	-	13,516,731
3. Effect of asset ceiling	-	2,038,850	(1,440,696)	598,154
	(58,994,498)	15,555,581	(1,440,696)	(44,879,613)
Others				
Contributions paid by the employer	-	(25,000,000)	-	(25,000,000)
Benefits paid from:				
Book reserves	(81,053,765)	-	-	(81,053,765)
Plan assets	(5,914,910)	5,914,910	-	-
Balance, December 31, 2018	P132,611,165	(P152,458,292)	P13,054,129	(P6,792,998)

The retirement benefits cost recognized in profit or loss for the years ended December 31, 2019, 2018 and 2017 amounted to P7.55 million, P19.66 million and P21.20 million, respectively, and is presented as part of "Personnel costs" account in the consolidated statement of profit or loss and other comprehensive income (loss).

Personnel costs comprise the following:

	2019	2018	2017
Salaries and wages	P249,463,879	P255,616,449	P281,286,064
Retirement benefits expense	7,551,068	19,658,475	21,196,913
Other employee benefits	23,978,920	24,295,320	24,400,273
	P280,993,867	P299,570,244	P326,883,250

The Group's plan assets consist of the following:

	2019	2018
Debt instruments - government bonds	P120,475,984	P101,053,847
Cash and cash equivalents	31,408,593	25,876,016
Investment in government securities	21,867,104	16,247,454
Deposit in banks	8,352,233	6,205,784
Investment in other securities and debt instruments	533,421	255,778
Equity instruments	336,606	258,333
Debt instruments - other bonds	99,733	199,698
Other receivables	3,048,937	2,361,382
	P186,122,611	P152,458,292

The principal actuarial assumptions at reporting date are as follows:

	2019	2018
Discount rate	4.83% - 5.05%	6.00% - 7.53%
Salary increase rate	3.00% - 10.00%	3.00% - 10.00%

Assumptions regarding the mortality and disability rates are based on the 2001 CSO Table - Generational (Scale AA, Society of Actuaries) and the Disability Study, Period 2, Benefit 5 (Society of Actuaries), respectively.

The weighted-average duration of the DBO is 14.7 years and 12.4 years as at December 31, 2019 and 2018, respectively.

Maturity analysis of the benefit payments as at December 31 follows:

	2019	2018
Carrying amount	P149,019,737	P132,611,165
Within one (1) year	P18,117,387	P11,322,424
Within 1 - 5 years	50,091,808	55,310,571
Within 5 - ten (10) Years	90,141,448	61,234,729
Contractual cash flows	P158,350,643	P127,867,724

Sensitivity Analysis

Reasonably possible changes at the reporting date to one of the relevant actuarial assumptions, holding other assumptions constant, would have affected the DBO by the amounts shown below:

	2019		2018	
	+1%	-1%	+1%	-1%
Discount rate	(P13,781,557)	P16,130,170	(P6,966,088)	P812,495
Salary increase rate	15,751,601	(13,855,152)	8,939,937	142,374

Although the analysis does not take account of the full distribution of cash flows expected under the Plans, it does provide an approximation of the sensitivity of the assumptions shown.

These respective Plans expose the Group to actuarial risks such as longevity risk, interest rate risk, and market (investment) risk.

Asset-liability Matching

The Retirement Plan Trustees have no specific matching strategy between the plan assets and the plan liabilities.

Funding Policy

The Group is not required to pre-fund the future defined benefits payable under the retirement plans before they become due. However, in the event a benefit claim arises and the respective Plans' fund is insufficient to pay the claim, the shortfall will be paid by the Group directly to the employee-retiree. Hence, the amount and timing of contributions to the respective Plans are at the Group's discretion.

19. Income Taxes

The components of the Group's income tax expense (benefit) are as follows:

	2019	2018	2017
Recognized in Profit or Loss			
Current tax expense	P264,358,618	P163,988,523	P177,643,376
Deferred tax benefit	(123,211,606)	(321,762,288)	(77,194,648)
	P141,147,012	(P157,773,765)	P100,448,728
Recognized in OCI			
Deferred tax expense (benefit)	P420,695,671	P13,463,885	(P10,960,417)

The reconciliation of the income tax expense (benefit) computed at the statutory tax rate to the actual income tax expense (benefit) shown in the consolidated statement of profit or loss and other comprehensive income (loss) is as follows:

	2019	2018	2017
Income (loss) before income tax	P573,000,152	(P269,702,927)	P299,181,929
Income tax expense (benefit) at 30%	P171,900,046	(P80,910,878)	P89,754,579
Additions to (reductions in) income tax resulting from the tax effects of:			
Nondeductible expenses	44,144,488	114,095,149	7,968,948
Unrecognized deferred tax assets during the year	1,617,811	2,591,060	5,632,258
Income not subjected to income tax	(76,515,333)	(193,549,096)	(2,907,057)
	P141,147,012	(P157,773,765)	P100,448,728

The movements of the deferred tax assets and deferred tax liabilities are as follows:

	Balance January 1, 2019	Recognized in Profit or Loss	Recognized in OCI	Balance December 31, 2019
December 31, 2019				
Deferred tax liabilities:				
Revaluation surplus on property and equipment	P1,016,734,121	(P44,958,968)	P416,821,601	P1,388,596,754
Retirement benefits liability	2,037,899	5,218,892	3,874,070	11,130,861
Unrealized foreign exchange gain	255,769	(235,729)	-	20,040
Accrued interest income	121,777	-	-	121,777
Unamortized discount on security deposit	-	33,904,904	-	33,904,904
Accrued rent income	-	4,781,109	-	4,781,109
	1,019,149,566	(1,289,792)	420,695,671	1,438,555,445
Deferred tax assets:				
Allowance for impairment losses on receivables	P3,970,000	P344,859	P -	P4,314,859
Unamortized past service cost	1,629,303	(515,843)	-	1,113,460
Accrued rent expense	1,190,900	(272,895)	-	918,005
Unearned revenues	460,077	(6,402)	-	453,675
Lease liabilities - net	-	737,044	-	737,044
Advanced rental	-	69,731,961	-	69,731,961
Net operating loss carry-over (NOLCO)	74,122,956	33,888,263	-	108,011,219
Minimum corporate income tax (MCIT)	-	37,690	-	37,690
Accrued interest expense on loan	36,000,000	17,977,137	-	53,977,137
	117,373,236	121,921,814	-	239,295,050
	P901,776,330	(P123,211,606)	P420,695,671	P1,199,260,395

December 31, 2018	Balance January 1, 2018	Recognized in Profit or Loss	Recognized in OCI	Balance December 31, 2018
Deferred tax liabilities:				
Revaluation surplus on property and equipment	P1,275,069,230	(P258,335,109)	P -	P1,016,734,121
Retirement benefits liability	(37,344,571)	25,918,585	13,463,885	2,037,899
Unrealized foreign exchange gain	-	255,769	-	255,769
Accrued interest income	-	121,777	-	121,777
	1,237,724,659	(232,038,978)	13,463,885	1,019,149,566
Deferred tax assets:				
Allowance for impairment losses on receivables	6,475,174	(2,505,174)	-	3,970,000
Unamortized past service cost	2,145,146	(515,843)	-	1,629,303
Accrued rent expense	503,295	687,605	-	1,190,900
Unearned revenues	526,311	(66,234)	-	460,077
NOLCO	-	74,122,956	-	74,122,956
Accrued interest expense on loan	18,000,000	18,000,000	-	36,000,000
	27,649,926	89,723,310	-	117,373,236
	P1,210,074,733	(P321,762,288)	P13,463,885	P901,776,330

Deferred tax assets have not been recognized by certain subsidiaries in respect of the following items in the table below because it is not probable that future taxable profits will be available against which the subsidiaries can utilize the benefits thereon prior to their expiration or reversal.

	2019		2018	
	Tax Base	Tax Effect	Tax Base	Tax Effect
NOLCO	P34,479,313	P10,343,794	P40,719,205	P12,215,762
MCIT	45,163	251,174	371,188	371,188
Allowance for impairment losses	(610,186)	(389,067)	(744,897)	(367,677)
	P33,914,290	P10,205,901	P40,345,496	P12,219,273

The movements of unrecognized net deferred tax assets of the Group are as follows:

	2019	2018
Balance at beginning of year	P12,219,273	P11,034,811
Unrecognized deferred tax asset during the year:		
NOLCO	2,294,175	3,166,023
MCIT	45,163	110,211
Impairment losses	184,621	908,010
Applied during the year		
NOLCO	(736,896)	-
MCIT	(165,177)	-
Expiration of unrecognized deferred tax assets:		
NOLCO	(3,429,247)	(2,771,548)
MCIT	(206,011)	(228,234)
Balance at end of year	P10,205,901	P12,219,273

Details of unrecognized NOLCO are as follows:

Year Incurred	Expiry Date	NOLCO	Applied	Expired Amount	Remaining Amount
2019	December 31, 2022	P7,647,249	P -	P -	P7,647,249
2018	December 31, 2021	10,553,411	-	-	10,553,411
2017	December 31, 2020	18,734,973	2,456,320	-	16,278,653
2016	December 31, 2019	11,430,821	-	11,430,821	-
		P48,366,454	P2,456,320	P11,430,821	P34,479,313

Certain subsidiaries were required to pay MCIT under existing tax regulations. The MCIT payments and the applicable years that these will be deductible from future regular corporate income tax payable are shown below:

Year Incurred	Expiry Date	MCIT	Applied	Expired Amount	Remaining Amount
2019	December 31, 2022	P45,163	P -	P -	P45,163
2018	December 31, 2021	110,211	110,211	-	-
2017	December 31, 2020	11,766	11,766	-	-
2016	December 31, 2019	249,211	43,200	206,011	-
		P416,351	P165,177	P206,011	P45,163

20. Earnings Per Share

Earnings per share (EPS) is computed by dividing the net income for the year by the weighted average number of outstanding shares of common stock during the year.

	2019	2018	2017
Net income attributable to equity holders of the Parent Company	P402,990,162	P42,019,520	P217,937,648
Weighted number of shares outstanding	2,498,991,753	2,498,991,753	2,498,991,753
Earnings per share - basic and diluted	P0.161	P0.017	P0.087

There are no potentially dilutive shares as at December 31, 2019, 2018 and 2017. Accordingly, diluted EPS is the same as basic EPS.

21. Financial Instruments - Risk Management and Fair Values

Risk Management Structure

BOD

The BOD is mainly responsible for the overall risk management approach and for the approval of risk strategies and principles of the Group. It also has the overall responsibility for the development of risk strategies, principles, frameworks, policies and limits. It establishes a forum of discussion of the Group's approach to risk issues in order to make relevant decisions.

Risk Management Committee

Risk management committee is responsible for the comprehensive monitoring, evaluation and analysis of the Group's risks in line with the policies and limits set by the BOD.

Financial Risk Management Objectives and Policies

The Group's principal financial instruments comprise of cash and cash equivalents (excluding cash on hand), receivables, notes receivable, due from related parties, short-term investments, equity securities - at FVOCI, other noncurrent assets (excluding special project deposits), accounts payable and accrued expenses (excluding local taxes, output VAT and withholding taxes), loans payable, due to a related party, lease liabilities, other current liabilities (excluding deferred income) and concessionaires' deposits. These financial instruments arise directly from operations.

The main risks arising from the financial instruments of the Group are credit risk, liquidity risk and market risk. There has been no change to the Group's exposure to risks or the manner in which it manages and measures the risks in prior financial year. The Group's management reviews and approves policies for managing each of these risks and they are summarized as follows:

Credit Risk

Credit risk is the risk of financial loss to the Group if a customer or counterparty to a financial instrument fails to meet its contractual obligations, and arises principally from the Group's receivables.

The Group has established a credit policy under which each new customer is analyzed individually for creditworthiness before the Group's standard payment and delivery terms and conditions are offered. The Group's review includes external ratings, if they are available, financial statements, credit agency information, industry information, and in some cases bank references. The Group limits its exposure to credit risk by establishing credit limits and maximum payment period for each customer, reviewing outstanding balances to minimize transactions with customers in industries experiencing particular economic volatility.

With respect to credit risk from other financial assets of the Group, which mainly comprise of cash and cash equivalents (excluding cash on hand), receivables, notes receivable, due from related parties, short-term investments, equity securities - at FVOCI, other noncurrent assets (excluding special project deposits), the exposure of the Group to credit risk arises from the default of the counterparty, with a maximum exposure equal to the carrying amount of these instruments.

There is no other significant concentration of credit risk in the Group.

As at December 31, the Group's maximum exposure to credit risk, without considering the effects of collateral, credit enhancements and other credit risk mitigation techniques are as follows (in thousands):

	<i>Note</i>	2019	2018
Cash and cash equivalents*	4	P671,995	P709,785
Receivables	5	653,691	579,100
Notes receivable	8	235,729	253,974
Due from related parties	8	3,613,987	3,579,476
Short-term investments	7	14,662	22,560
Equity securities - at FVOCI	8	17,828	21,730
Other noncurrent assets **	10	39,776	23,981
		5,247,668	5,190,606
Less allowance for impairment losses	5, 8	103,040	78,803
		P5,144,628	P5,111,803

*Excluding cash on hand

**Excluding special project deposits

The aging analyses of the Group's financial assets as at December 31, 2019 and 2018 are as follows (in thousands):

December 31, 2019	Note	Total	Neither Past Due nor Impaired	Past Due but not Impaired					Impaired
				<30 Days	30 - 60 Days	61 - 90 Days	91 - 120 Days	> 120 Days	
Cash and cash equivalents*	4	P671,995	P671,995	P -	P -	P -	P -	P -	P -
Receivables	5	653,691	304,323	107,967	20,051	15,477	108,270	54,182	43,421
Notes receivable	8	235,729	235,729	-	-	-	-	-	-
Due from related parties	8	3,613,987	3,544,189	-	-	-	-	10,179	59,619
Short-term investments	7	14,662	14,662	-	-	-	-	-	-
Equity securities - at FVOCI	8	17,828	17,828	-	-	-	-	-	-
Other noncurrent assets **	10	39,776	39,776	-	-	-	-	-	-
Total		P5,247,668	P4,828,502	P107,967	P20,051	P15,477	P108,270	64,361	P103,040

*Excluding cash on hand

**Excluding special project deposits

December 31, 2018	Note	Total	Neither Past Due nor Impaired	Past Due but not Impaired					Impaired
				<30 Days	30 - 60 Days	61 - 90 Days	91 - 120 Days	> 120 Days	
Cash and cash equivalents*	4	P709,785	P709,785	P -	P -	P -	P -	P -	P -
Receivables	5	579,100	480,383	63,939	4,290	4,054	3,565	5,251	17,618
Notes receivable	8	253,974	253,974	-	-	-	-	-	-
Short-term investments	7	22,560	22,560	-	-	-	-	-	-
Due from related parties	8	3,579,476	3,518,291	-	-	-	-	-	61,185
Equity securities - at FVOCI	8	21,730	21,730	-	-	-	-	-	-
Other noncurrent assets **	10	23,981	23,981	-	-	-	-	-	-
Total		P5,190,606	P5,030,704	P63,939	P4,290	P4,054	P3,565	P5,251	P78,803

*Excluding cash on hand

**Excluding special project deposits

Impairment on the financial assets has been measured on a 12-month expected loss basis and reflects the short maturities of the exposure.

The credit quality of the Group's financial assets that are neither past due nor impaired is considered to be of good quality and expected to be collectible without incurring any credit losses.

Information on the Group's receivables and due from related parties that are impaired as of December 31, 2019 and 2018 and the movement of the allowance used to record the impairment losses are disclosed in Notes 5 and 8 to the consolidated financial statements.

Liquidity Risk

Liquidity risk is the risk that the Group will not be able to meet its financial obligations as they fall due.

The Group monitors and maintains a level of cash deemed adequate by the management to finance the Group's operation and mitigate the effects of fluctuations in cash flows. Additional short-term funding is obtained through related party advances and from bank loans, when necessary.

Ultimate responsibility for liquidity risk management rests with the BOD, which has established an appropriate liquidity risk management framework for the management of the Group's short, medium and long-term funding and liquidity management requirements. The Group manages liquidity risk by maintaining adequate reserves, by continuously monitoring forecast and actual cash flows and matching the maturity profiles of financial assets and liabilities. For the Group's short-term funding, the Group's policy is to ensure that there is sufficient working capital inflows to match repayments of short-term debt.

The following table summarizes the maturity profile of the Group's financial liabilities as at December 31, 2019 and 2018 based on contractual undiscounted payments (in thousands):

December 31, 2019	Note	Total Carrying Amount	Contractual Undiscounted Payments			
			Total	On Demand	Less than 1 Year	1 to 5 Years
Accounts payable and accrued expenses*	11	P2,070,934	P2,070,934	P2,070,934	P -	P -
Loans payable	13, 25	1,540,426	1,540,426	375,000	275,000	890,426
Due to a related party	8	3,119	3,119	3,119	-	-
Lease liabilities	23	128,417	69,701	-	13,940	55,761
Other current liabilities**	12	41,638	41,638	1,064	40,574	-
Concessionaires' deposits - net of current portion	14	122,000	-	-	-	-
		P3,906,534	P3,725,818	P2,450,117	P329,514	P946,187

*Excluding local taxes, output VAT and withholding taxes

**Excluding deferred income

December 31, 2018	Note	Total Carrying Amount	Contractual Undiscounted Payments			
			Total	On Demand	Less than 1 Year	1 to 5 Years
Accounts payable and accrued expenses*	11	P1,584,380	P1,584,380	P1,365,286	P218,840	P254
Other current liabilities**	12	219,429	219,429	219,429	-	-
Loans payable	13, 25	1,818,085	1,818,085	375,000	275,000	1,168,085
Concessionaires' deposits - net of current portion	14	5,689	5,689	5,689	-	-
		P3,627,583	P3,627,583	P1,965,404	P493,840	P1,168,339

*Excluding local taxes, output VAT and withholding taxes

**Excluding deferred income

Market Risk

Market risk is the risk that the fair value or cash flows of a financial instrument of the Group will fluctuate due to change in market prices. Market risk reflects interest rate risk, currency risk and other price risks.

The Group is primarily exposed to the financial risk of changes in equity prices of its equity securities - at FVOCI.

Interest Rate Risk

Cash flow interest rate risk is the risk that the future cash flow of the financial instruments will fluctuate because of the changes in market interest rates. Fair value interest rate risk is the risk that the fair value of a financial instrument will fluctuate due to changes in market interest rates.

The Group's financial instrument that is primarily exposed to interest risk is the interest-bearing loans payable (see Note 25).

The following table illustrates the sensitivity of the net result for the year and equity to a reasonably possible change in interest rates of ± 10 basis point in 2019 and 2018, with corresponding effect in equity. These changes are considered to be reasonably possible based on observation of current market conditions. The calculations are based on the Group's loans payable held at the reporting date. All other variables are held constant.

Changes in Interest Rates (in Basis Points)	2019	
	+10	-10
Net income	(P11,978,391)	P11,978,391

Changes in Interest Rates (in Basis Points)	2018	
	+10	-10
Net income	(P10,148,025)	P10,148,025

The other financial instruments of the Group are either short-term or noninterest-bearing and are therefore not subject to interest rate risk.

Cash flow interest rate risk exposure is managed within parameters approved by management. If the exposure exceeds the parameters, the Group enters into hedging transactions.

Equity Price Risk

Equity price risk is the risk that fair value of future cash flows of a financial instrument will fluctuate because of changes in market prices (other than those arising from interest rate risk or currency risk), whether those changes are caused by factors specific to the individual financial instrument or its issuer, or factors affecting all similar financial instruments traded in the market.

The Group is exposed to equity price risk because of its investment in shares of stock of WII which are listed on the PSE totaling to 86.71 million shares as at December 31, 2019 and 2018 (see Note 8f). Further, the Group also has investment in shares of stock of Pavilion Leisure & Entertainment Corp. (PLEC), amounting to P0.31 million, representing 14.2% of the total capital stock of PLEC. As at December 31, 2019 and 2018, PLEC has not yet started commercial operations, and no related party transactions have transpired between the Group and PLEC.

The Group monitors the changes in the price of the shares of stock of WII. In managing its price risk, the Group disposes of existing or acquires additional shares based on the economic conditions.

The following table illustrates the sensitivity of the Group's equity to a reasonably possible change in equity price. These changes are considered to be reasonably possible based on past equity price performance of the Group's equity securities - at FVOCI and macroeconomic forecast for 2019 and 2018. This analysis assumes an increase of 10% for 2019 and 2018 and a decrease of 10% for 2019 and 2018 of the equity price of the Group's equity securities - at FVOCI. All other variables are held constant:

	2019		2018	
	10%	-10%	10%	-10%
Equity	P1,226,079	(P1,226,079)	P1,499,216	(P1,499,216)

Fair Value of Financial Assets and Liabilities

The table below summarizes the carrying amounts and fair values of the Group's financial assets and liabilities as at December 31, 2019 and 2018 (in thousands):

	2019		2018	
	Carrying Amounts	Fair Values	Carrying Amounts	Fair Values
Financial Assets				
Cash and cash equivalents	P675,356	P675,356	P712,642	P712,642
Receivables	610,270	610,270	561,482	561,482
Notes receivable	235,729	235,729	253,974	253,974
Due from related parties	3,554,368	3,554,368	3,518,291	3,518,291
Short-term investments	14,662	14,662	22,560	22,560
Equity securities - at FVOCI	17,828	17,828	21,730	21,730
Other noncurrent assets *	39,776	39,776	23,981	23,981
	P5,147,989	P5,147,989	P5,114,660	P5,114,660

*Excluding special project deposits

	2019		2018	
	Carrying Amounts	Fair Values	Carrying Amounts	Fair Values
Financial Liabilities				
Accounts payable and accrued expenses**	P2,070,934	P2,070,934	P1,584,380	P1,584,380
Loans payable	1,540,426	1,540,426	1,818,085	1,818,085
Due to a related party	3,119	3,119	-	-
Lease liabilities	128,417	128,417	-	-
Other current liabilities***	41,638	41,638	219,429	219,429
Concessionaires' deposits	122,000	122,000	5,689	5,689
	P3,906,534	P3,906,534	P3,627,583	P3,627,583

**Excludes local taxes, output VAT and withholding taxes

***Excluding deferred income

The carrying amount of cash and cash equivalents, receivables, notes receivable, current portion of due from related parties, short-term investments, accounts payable and accrued expenses (excluding local taxes output VAT and withholding taxes) and other current liabilities (excluding deferred income) approximate their fair values due to the short-term maturity of these instruments.

The fair value of interest-bearing due from related parties and loans payable is based on the discounted value of expected future cash flows using the applicable market rates for similar types of instruments as of the reporting date, thus, the carrying amount approximates fair value.

The fair value of equity securities - at FVOCI was determined using the closing market price of the investment listed on the PSE as of December 31, 2019 and 2018.

The fair value of lease liabilities is based on the discounted value of expected future cash flows using the Group's IBR, thus, the carrying amount approximates fair value.

The fair value of other other noncurrent assets (excluding special projects) and concessionaires' deposits approximate the carrying amount as these are settled in fixed amounts upon maturity based on the contract executed.

Capital Management

The primary objective of the Group's capital management is to ensure its ability to continue as a going concern and that it maintains a strong credit rating and healthy capital ratios in order to support its business and maximize shareholder value. Capital is defined as the invested money or invested purchasing power, the net assets or equity of the entity. The Group's overall strategy remains unchanged from 2019 and 2018.

The Group manages its capital structure and makes adjustments to it, in light of changes in economic conditions. To maintain or adjust the capital structure, the Group may adjust the dividend payment to shareholders, return capital to shareholders or issue new shares. For purposes of the Group's capital management, capital includes all equity items that are presented in the consolidated statement of changes in equity, except for revaluation surplus on property and equipment, retirement benefits reserve, foreign currency translation adjustment and fair value reserve.

The Group's capital management, among other things, aims to ensure that it meets financial covenants attached to the omnibus loan and security agreement (see Note 25). Breaches in meeting the financial covenants would permit the bank to immediately call the loans. There have been no breaches of the financial covenants in the current period (See Note 25).

22. Lease Agreements with PAGCOR

The Parent Company, in behalf of WCCCHI and WMCHI, entered into lease agreements with PAGCOR. The lease agreement of WCCCHI with PAGCOR covered the Main Area (8,123.60 sq.m.), Slot Machine Expansion Area (883.38 sq.m.), Mezzanine (2,335 sq.m.) and 5th Floor Junket Area (2,336 sq.m.) for a total area of 13,677.98 sq.m. which commenced on March 3, 2011 and March 16, 2011, for the Main Area and Slot Machine Expansion Area, respectively. The lease agreement of WMCHI with PAGCOR covered the Main Area (4,076.24 sq.m.) and Chip Washing Area (1,076 sq.m.) for a total area of 5,152.24 sq.m. which was last renewed on March 21, 2011. Both leases expired on August 2, 2016. Thereafter, PAGCOR paid the WCCCHI and WMCHI rental on a month-to-month basis. The lease was renewed on February 15, 2018, for a period of 1 year. On May 29, 2019 the lease was further renewed until the year 2032.

APHC also has a lease agreement with PAGCOR covering the Main Area (7,093.05 sq.m.), Expansion Area A (2,130.36 sq.m.), Expansion Area B (3,069.92 sq.m.) and Air Handling Unit Area (402.84 sq.m.) for a total lease area of 12,696.17 sq.m. The lease agreement was last renewed on December 1, 2010 and expired on December 31, 2016. As at December 31, 2017, PAGCOR continued to operate a portion of the lease area on a month-to-month basis while completing its pullout from APHC. The month-to-month lease of PAGCOR effectively ended on March 18, 2018 due to the fire incident (see Note 1).

Relative to the renewal of the contract, the security deposit equivalent to six (6) months advance rental amounting to P159.02 million and P73.42 million was received by WCCCHI and WMCHI, respectively, and presented as part of “Concessionaires’ deposit” account in other noncurrent liabilities in the consolidated statement of financial position and were carried at its present value of P84.28 million and P37.72 million, respectively, as at December 31, 2019 computed using an effective interest rate of 5.51% over the term of the contract. The change in the present value and amortization of the discount is recognized as part of “Interest expense” account in the consolidated statement of profit or loss and other comprehensive income (loss). Interest expense recognized for 2019 amounted to P3.73 million. The amortized cost of the refundable security deposits was determined by calculating the present value of the cash flows anticipated until the end of the lease term using the interest rate of 5.51%. as the deposit does not have an active market, the underlying interest rate was determined by reference to market interest rates of comparable financial instruments. In line with the amortization of the refundable security deposit, the Group recognized day one gain of P116.74 million presented as part of “Interest income” account in the statement of profit or loss and other comprehensive income (loss).

The undiscounted amounts and the related unamortized discount are as follows:

	2019
PAGCOR security deposits	P235,016,350
Unamortized discount	(113,016,347)
	P122,000,003

In addition, WCCCHI and WMCHI also received advance rentals equivalent to six (6) months amounting to P159.02 million and P73.42 million, respectively. These advance rentals are presented as part of “Accrued rent” account in other noncurrent liabilities and are carried at cost (see Note 14) .

Total rental income from the above PAGCOR lease contracts recognized as part of “Rent and related income” in the consolidated statement of profit or loss and other comprehensive income (loss) amounted to P464.64 million, P428.63 million and P619.44 million in 2019, 2018 and 2017, respectively.

23. Other Lease Agreements

Group as Lessor

Lease Agreements with Concessionaires

WCCCHI, WMCHI, DIHCI and APHC have lease agreements with concessionaires for the commercial spaces available in their respective hotels. These agreements typically run for a period of less than one year, renewable upon the mutual agreement of the parties.

Security deposits received from other concessionaires amounted to P9.65 million and P13.17 million as at December 31, 2019 and 2018, respectively (see Note 12).

Rent revenue recognized as part of “Rent and related income” in the consolidated statement of profit or loss and other comprehensive income (loss) and amounted to P46.01 million, P47.70 million and P56.39 million in 2019, 2018 and 2017, respectively.

Group as Lessee

Land under Operating Lease

On September 15, 1994, Waterfront Hotel and Resort Sdn. Bhd. (WHR), a former related party, executed a lease contract (the Agreement) with Mactan Cebu International Airport Authority (MCIAA) for the lease of certain parcels of land where the hotels were constructed. On October 14, 1994, WHR assigned its rights and obligations under the MCIAA contracts to WCCCHI and WMCHI.

WCCCHI and WMCHI shall pay MCIAA fixed rentals per month plus a 2% variable rent based on the annual gross revenues of WCCCHI and WMCHI, as defined in the Agreement. The leases are for a period of fifty (50) years, subject to automatic renewal for another twenty-five (25) years, depending on the provisions of the applicable Philippine laws at the time of renewal.

Information about leases for which the Group is a lessee is presented below.

The right-of-use assets movement is as follows:

	2019
Cost	
At January 1	P128,493,849
Additions	-
At December 31	128,493,849
Accumulated depreciation	
At January 1	-
Depreciation	2,533,979
At December 31	2,533,979
Carrying amount	P125,959,870

Set out below is the carrying amount of the lease liabilities and the movements during the period:

	2019
At January 1	P128,493,849
Additions	-
Accretion of interest	13,863,201
Payments	(13,940,367)
At December 31	P128,416,683

	2019
Maturity analysis - contractual undiscounted cash flows	
Less than one year	P13,940,367
One to five years	55,761,468
More than five years	623,250,575
Total undiscounted lease liabilities at December 31	P692,952,410
Lease liabilities included in the consolidated statement of financial position at December 31	
Current	P85,315
Noncurrent	128,331,368

Amounts Recognized in Profit or Loss

	2019
2019 - Leases under PFRS 16	
Depreciation of right-of-use assets	P2,533,979
Interest expense related to lease liabilities	13,863,201
Variable lease payments	24,245,365
Expenses relating to short-term leases including VAT on lease payments	2,305,300
2018 - Operating leases under Philippine Accounting Standard (PAS) 17	
Rent expense	P38,396,115

Amount Recognized in the Statement of Cash Flows

Total cash outflow for leases	P13,940,367
-------------------------------	--------------------

The interest expense associated with the lease liabilities for the year ended December 31, 2019 amounted to P13.86 million which is derived using the Group's IBR of 10.79%. Total lease payments made by the Group amounting to P13.94 million is presented as "payment of lease liability" in the consolidated statement of cash flows.

Extension Options

Extension options are included in the Group's lease of its land. The contracts of lease state an automatic renewal of lease upon expiration of the initial contract period.

Total rent expense for the aforementioned leases amounted to P26.55 million, P38.40 million and P37.41 million in 2019, 2018 and 2017, respectively in the consolidated statement of profit or loss and other comprehensive income (loss).

24. Commitments and Contingencies

The following are the significant commitments and contingencies involving the Group:

- a. On November 10, 2008, the Parent Company received a preliminary assessment notice from the BIR for deficiency taxes for the taxable year 2006. On February 9, 2009, the Parent Company sent a protest letter to BIR contesting the said assessment. On February 18, 2009, the Regional Office of the BIR sent a letter to the Parent Company informing the latter that the docket was returned to Revenue District Office for reinvestigation and further verification.

On December 8, 2009, the Parent Company received BIR's Final Decision on Disputed Assessment for deficiency taxes for the 2006 taxable year. The final decision of the BIR seeks to collect deficiency assessments totaling to P3.30 million. However, on January 15, 2010, the Parent Company appealed the final decision of the BIR with the Court of Tax Appeals (CTA) on the grounds of lack of legal and factual bases in the issuance of the assessments.

In its decision promulgated on November 13, 2012, the CTA upheld the expanded withholding tax (EWT) assessment and cancelled the VAT and compromise penalty assessments. The Parent Company decided not to contest the EWT assessment. The BIR filed its MR on December 4, 2012 and on April 24, 2013, the Court issued its amended decision reinstating the VAT assessment. The Parent Company filed its MR on the amended decision that was denied by the CTA in its resolution promulgated on September 13, 2013.

The Parent Company appealed the case to the CTA sitting En Banc on October 21, 2013. The CTA En Banc decision promulgated on December 4, 2014 affirmed the VAT and EWT assessments. The EWT assessment was paid on March 3, 2013.

The CTA En Banc decision was appealed to the SC on February 5, 2015 covering the VAT assessment only. As at the date of the release of the consolidated financial statements, the Parent Company is still awaiting the SC's decision.

Management and its legal counsels believe that the position of the Parent Company is sustainable, and accordingly, believe that the Parent Company does not have a present obligation (legal or constructive) with respect to the assessment.

- b. WMCHI has a tax case involving VAT assessment for the taxable year 2006. The case was elevated to the CTA in 2011. In 2012, WMCHI offered its formal evidence to the court. In its decision promulgated on May 31, 2013, the CTA cancelled the VAT assessment in its entirety. The BIR filed a MR that was denied by the CTA in its resolution promulgated on August 16, 2013. The BIR appealed the case to the CTA sitting En Banc on September 20, 2013. On September 15, 2015, the CTA reaffirmed the decision cancelling the VAT assessment.

In March 9, 2016, the BIR filed with the SC its motion for extension of time to file its appeal. Once the BIR appeal is perfected at the Supreme Court, the WMCHI will file its comment to the BIR petition.

As at the date of the BOD's approval of the consolidated financial statements, WMCHI is still awaiting the SC's decision.

- c. *APHC versus PAGCOR and Hon. Young, et al.*

APHC versus PAGCOR, et al.

The case involved a Petition for Prohibition and Mandamus (the 1st petition), with application for the issuance of a Temporary Restraining Order (TRO) and writ of preliminary injunction filed by APHC against PAGCOR and Vanderwood Management Corp. (VMC). APHC filed this case to assail PAGCOR's award of VMC of a procurement project entitled "Lease Space for a Casino Gaming Facility in Manila for a Period of Fifteen (15) Years" under Invitation to Bid No. 09-16-2014 for being violative of the laws and rules on government procurement.

PAGCOR and VMC filed their respective comments/answers to APHC's 1st petition. Subsequently, VMC filed its "Motion to Admit Attached Supplemental Comment/Answer with Compulsory Counterclaim" (the Motion to Admit) on August 10, 2015, to which APHC filed an opposition to VMC's Motion to Admit. In an order dated September 5, 2016, the Court denied VMC's Motion to Admit. The Regional Trial Court of Manila, Group 36, (the Court) likewise denied the Motion for Reconsideration filed by VMC in an order dated February 28, 2017.

At the pre-trial conference on October 4, 2016, the Court referred the parties to the Philippine Mediation Center for mediation proceedings. After the termination of the mediation proceedings, the case was returned to the Court for the Judicial Dispute Resolution (JDR) proceedings. The JDR conference was set on May 2, 2017 and was reset to February 6, 2018.

In its order dated February 6, 2018, the Court terminated the JDR proceeding and forwarded the case to the Office of the Executive Judge for re-raffle. In its "Notice of Re-raffle" dated February 21, 2018, the Court informed the parties that the case was raffled to Group 20.

On April 16, 2018, APHC filed its "Amended Pre-Trial Brief" dated April 13, 2018. VMC and PAGCOR likewise filed their respective Amended Pre-trial Briefs. The pre-trial conference was terminated on June 1, 2018.

During the trial, APHC presented its witnesses. On July 23, 2018, APHC filed its "Formal Offer of Documentary Evidence" dated July 19, 2018. PAGCOR and VMC filed their respective comments on APHC's "Formal Offer of Documentary Evidence". The Court denied their objections and admitted APHC's documentary evidence.

Meanwhile, PAGCOR filed its "Demurrer to Evidence" dated October 17, 2018, which the court denied in its Order dated November 8, 2018 for being fatally defective. VMC, on the other hand, presented its witnesses and thereafter, it rested its case. Thus, the Court ordered VMC to file its "Formal Offer of Exhibits".

In its Orders dated January 28 and February 18, 2019, the court admitted Vanderwood's and PAGCOR's respective documentary evidence, despite APHC's objections and comments. After the parties filed their respective memoranda, the case was submitted for decision.

In its decision dated June 28, 2019, the court dismissed the APHC's Petition. APHC filed its Motion for Reconsideration on August 12, 2019, which the court denied in its Resolution dated October 11, 2019.

APHC timely filed its Notice of Appeal with the court on October 21, 2019 and was given due course. The case records have yet to be transmitted to the Court of Appeals. As at the date of the BOD's approval of the consolidated financial statements, there was no update on the progress of the case.

APHC versus Hon. Young, et al.

In connection with the APHC versus PAGCOR, et al. case, the Court, in a resolution dated June 18, 2015, denied APHC's application for TRO. APHC thereafter filed a Motion for Reconsideration on July 6, 2015. The said motion for reconsideration was denied by the Court on August 1, 2016.

On October 21, 2016, APHC filed with the Court of Appeals (the CA) a Petition for Certiorari (the 2nd petition), with application for TRO and/or writ of preliminary injunction, to assail the Court's resolutions dated June 18, 2015 and August 1, 2016. VMC and PAGCOR filed their respective comments to the 2nd petition, to which APHC filed its Consolidated Reply on December 19, 2016.

In a resolution dated January 25, 2017, the CA denied APHC's applications for the TRO and writ of preliminary injunction, and directed the parties to submit their respective memoranda. In compliance with the CA's directive, APHC filed its memorandum on February 13, 2017. VMC also filed its memorandum dated February 16, 2017, while PAGCOR filed its memorandum dated February 14, 2017.

In a resolution dated March 3, 2017, the CA considered APHC's Petition for Certiorari as submitted for decision.

In its decision dated February 27, 2018, the CA denied APHC's Petition for Certiorari. APHC moved for the reconsideration of said decision, which the CA denied in its resolution dated August 29, 2018.

As at the date of the BOD's approval of the consolidated financial statements, there was no update on the progress of the case.

- d. In the normal course of business, the Group enters into commitments and encounters certain contingencies, which include a case against a contractor of one of its hotels for specific performance. Management believes that the losses, if any, that may arise from these commitments and contingencies would not be material to warrant additional adjustment or disclosure to the consolidated financial statements.

The Group is defendant in other legal cases which are still pending resolution. Management and legal counsels believe that the outcome of these cases will not have any material effect on the Group's financial position and financial performance.

25. Omnibus Loan and Security Agreement

On December 21, 2017, the Parent Company, WCCCHI, WMCHI, DIHCI, CRDC and PRC (collectively, the Borrowers) entered into the Agreement with PBCOM for the latter to provide the Borrowers multiple term loan facilities (the Loan Facilities) for general corporate purposes in the maximum aggregate amount of up to P1.50 billion. The Loan Facilities consist of the following:

Facility 1 - represents secured term loan facility in the amount of P850.00 million available through a single or multiple drawdowns with term of fifty-four (54) months from the initial drawdown date, regardless of the number of drawdowns. Any amount not drawn after the expiration of the commitment period shall be automatically cancelled and may not be reinstated. Commitment period means the period commencing from the date of the agreement and terminating on the earliest of: (a) six (6) months from the signing of the Agreement; (b) the date when the commitment is fully drawn or availed by mutual agreement of the parties; or (c) the date when the commitment is terminated or cancelled in accordance with the terms of the Agreement.

Facility 2 - represents secured term loan facility in the amount of P200.00 million available through a single or multiple drawdowns with term of fifty-four (54) months from the initial drawdown date, regardless of the number of drawdowns. Any amount not drawn after the expiration of the commitment period shall be automatically cancelled and may not be reinstated.

Facility 3 - represents secured term loan facility in the amount of P450.00 million available through a single or multiple drawdowns with term of forty-two (42) months from the initial drawdown date, regardless of the number of drawdowns. Any amount not drawn after the expiration of the commitment period shall be automatically cancelled and may not be reinstated. Facility 3 requires, on or before the initial drawdown date, the borrower to cause the relevant mortgagors to constitute in favor of PBCOM a first ranking real estate mortgage over Davao Agricultural Property located at Matina, Panglao, Tolomo, Davao City consisting of parcels of agricultural real property containing an aggregate area of seventy (70) hectares registered in the names of CRDC and PRC, and Locob property still registered in the name of an individual, and register such security interest with appropriate Registry of Deeds.

The loan principal is repayable on equal monthly installments to commence at the end of sixth (6th) month from the initial drawdown date subject to balloon payment upon maturity. Interest is charged at the higher of four (4)-year PDSTR2 rate on the date of availment and spread of 3.25% per annum or 7.75% per annum, and repayable monthly from the drawdown date.

The Loan Facilities are secured by chattel and real mortgages over various operating assets of WCCCHI and DIHCI; real estate mortgages over Davao Agricultural Property; assignment over leasehold rights on the land owned by MCIAA on which WCCCHI stands; and pledge of shares of stocks representing ownership of the Parent Company in WCCCHI and DIHCI.

Each of the Borrowers is required to comply with certain covenants during the term of the Agreement and until the full payment of the amounts due which include, among others:

1. Debt to Equity Ratio of not higher than 2.5:1;
2. Debt Service Coverage Ratio of at least 1.25x; and
3. To appoint PBCOM's nominees as Corporate Secretary in WCCCHI and DIHCI and nominate and elect such number of PBCOM's nominees as will comprise the majority of the Board of Directors in WCCCHI and DIHCI, provided however, that the exercise of the abovementioned proxy and/or voting rights granted to PBCOM shall be exercised solely for the purpose of protecting, preserving, and enforcing its rights and interests under the Agreement and shall not be used by the latter to effect any takeover of the day-to-day operations of said corporations.
4. Negative covenants which prohibit each of the Borrowers to:
 - Change the nature or scope of its business as presently conducted, or liquidate or dissolve, or enter into any consolidation, merger, pool, joint venture, syndicate or other combination, or sell, lease or dispose of a substantial portion (as determined by PBCOM) of its business or assets, with market or book value of P500.00 million or more;
 - Permit any change in ownership (direct or indirect), management or control of its business, which results in the present majority stockholders ceasing to hold, whether directly or indirectly through any person beneficially, at least sixty-eight percent (68%) of the direct or indirect beneficial or economic interest in each of the Borrowers;
 - Declare or pay dividends to stockholders and make any capital or asset distribution to stockholders;
 - Purchase, redeem, retire or otherwise acquire for value any of capital stock now or hereafter outstanding (other than as a result of the conversion of any shares of capital stock into shares of any other class of capital stock), return any capital to its stockholders as such, or make any distribution of assets to its stockholders as such (other than distribution payable in shares of its own outstanding capital stock);

- File any legal action to question any corporate act or transaction;
- Extend any loans, advances or subsidies to any corporation, partnership or entity owned by the Borrowers or in which it may have equity, other than advances in the ordinary course of business; and
- Extend any loans or advances to any of its directors, officers, stockholders, affiliates and partners other than advances in the ordinary course of business.

As at December 31, 2019, the Borrowers are in compliance with the above covenants.

All drawdowns were made by WCCCHI. The outstanding balances of the loans under the Loan Facilities as at December 31, 2019 are as follows:

2019

Loan Facility	Current Portion	Noncurrent Portion	Outstanding Balance
Facility 1	P100,000,000	P622,340,426	P722,340,426
Facility 2	25,000,000	143,085,106	168,085,106
Facility 3	150,000,000	125,000,000	275,000,000
	P275,000,000	P890,425,532	P1,165,425,532

2018

Loan Facility	Current Portion	Noncurrent Portion	Outstanding Balance
Facility 1	P100,000,000	P724,468,085	P824,468,085
Facility 2	25,000,000	168,617,022	193,617,022
Facility 3	150,000,000	275,000,000	425,000,000
	P275,000,000	P1,168,085,107	P1,443,085,107

The drawdowns and payments made under the Loan Facilities are presented below:

2019

Loan Facility	Drawdown Date	Maturity Date	Payment Terms	Monthly Amortization	Principal	Principal Payments	Outstanding Balance
Facility 1	3/13/2018	9/12/2022	54 months	P8,333,333	P850,000,000	P127,659,574	P722,340,426
Facility 2	3/20/2018	9/19/2022	54 months	2,083,333	200,000,000	31,914,894	168,085,106
Facility 3	4/10/2018	10/9/2021	42 months	12,500,000	450,000,000	175,000,000	275,000,000
					P1,500,000,000	P334,574,468	P1,165,425,532

2018

Loan Facility	Drawdown Date	Maturity Date	Payment Terms	Monthly Amortization	Principal	Principal Payments	Outstanding Balance
Facility 1	3/13/2018	9/12/2022	54 months	P8,333,333	P850,000,000	P25,531,915	P824,468,085
Facility 2	3/20/2018	9/19/2022	54 months	2,083,333	200,000,000	6,382,978	193,617,022
Facility 3	4/10/2018	10/9/2021	42 months	12,500,000	450,000,000	25,000,000	425,000,000
					P1,500,000,000	P56,914,893	P1,443,085,107

Total interest expense arising from the Loan Facilities recognized in the consolidated statement of profit or loss and other comprehensive income amounted to P119.78 million and P101.48 million in 2019 and 2018, respectively.

26. Subsequent Events

The Corona Virus Disease 2019 (COVID-19) outbreak has spread across the globe causing disruptions to businesses and economic activities. On January 30, 2020, the World Health Organization announced COVID-19 as a global health emergency and, on March 11, 2020, declared it as a pandemic.

On March 8, 2020, under Proclamation 922, the Office of the President declared a state of public health emergency and, subsequently, on March 16, 2020, under Proclamation 929, a state of calamity throughout the Philippines due to the rapidly increasing cases of COVID-19. To manage the spread of the disease, major areas of the Philippines have been placed under an Enhanced Community Quarantine (ECQ), effective from March 17, 2020 until May 15, 2020, which involved several measures including travel restrictions, strict home quarantine and temporary suspension or regulation of business operations, among others, limiting activities to only the provision of essential goods and services.

On May 11, 2020, the President approved the Inter-Agency Task Force Resolution No. 35 changing the ECQ to either Modified ECQ (MECQ) or General Community Quarantine (GCQ), depending on the risk levels of provinces, highly urbanized cities, and independent component cities effective May 16, 2020 to May 31, 2020. Under MECQ, selected manufacturing and processing plants and commercial establishments can operate at only 50% capacity, all public transportation are still suspended, and no domestic or international flights are allowed. Under GCQ, more industries can now operate at full capacity and public and private transportation are now allowed but with enforcement of health protocols, inter-island travel is allowed between two GCQ areas, with enforcement of safety protocols. Effective June 1, 2020, Metro Manila, Cebu City, Lapu-Lapu City and Davao City were placed under GCQ. On June 16, 2020, Cebu City was placed under ECQ while Metro Manila, Lapu-Lapu City and Davao City remained under GCQ.

Under Section 4 of the Omnibus Guidelines on the Implementation of Community Quarantine in the Philippines, areas placed under GCQ shall observe the following protocols:

- Amusement, gaming, and fitness establishments, as well as those in the kids and the tourism industries may not operate.
- No hotels or similar establishments shall be allowed to operate, except those accommodating the following:
 - a. For guests who have existing booking accommodations for foreigners as of 17 March 2020 for Luzon and 01 May 2020 for other areas;
 - b. Guests who have existing long-term bookings;
 - c. Distressed Overseas Filipino Workers (OFWs) and stranded Filipinos or foreign nationals;
 - d. Repatriated OFWs in compliance with approved quarantine protocols;
 - e. Non-OFWs who may be required to undergo mandatory facility-based quarantine; and
 - f. Healthcare workers and other employees from exempted establishments under these Omnibus Guidelines and applicable Memoranda from the Executive Secretary.

Provided that in all of the foregoing, hotel operations shall be limited to the provision of basic accommodation services to guests through an in-house skeleton workforce. Ancillary establishments within the premises, such as restaurants, cafes, bars, gyms, spas, and the like, shall not be allowed to operate or to provide room service; Provided further, that accommodation establishments may prepare: (a) packed meals for distribution to guests who opt for the same; and (b) food orders for take-out and delivery only.

Mass gatherings such as but not limited to, movie screenings, concerts, sporting events, and other entertainment activities, community assemblies, and non-essential work gatherings shall be prohibited. Gatherings that are for the provision of critical government services and authorized humanitarian activities while adhering to the prescribed minimum health standards shall be allowed.

Forecast in Tourism Industry

It is predicted that the global travel and tourism market will incur significant losses worldwide in 2020 and the Asia Pacific region is expected to be substantially impacted by the COVID-19 pandemic.

Status of Hotel Operations

Starting March 13, 2020, the Group closed portions of its rooms and banquet facilities and limited other services to the general public but remained open to accommodate long staying guests and contracted accommodation of employees from business process outsourcing companies and export-oriented companies which continued to operate under the ECQ. The Group's average occupancy rate from March to June 2020 ranged between 9% to 60%. In addition, the Group's concessionaires stopped their operations including the casino venues leased and operated by PAGCOR. Despite the mitigating actions the Group has taken, such as significant reduction in the level of capital and operational expenditures in the short term, limiting the outflows to only required compliance with health and safety and pausing all nonessential spending, the reduction in operations will result in a substantial decline in revenue for the financial year ending December 31, 2020. Accordingly, the Group may not make any profit during that period with the clear possibility that it will incur losses.

As at the date of the BOD's approval of the consolidated financial statements, the Group operates at levels which are in accordance with the respective guidelines per quarantine classification in the respective locations where it operates. The Group operates in full compliance with government mandates on hygiene and with emphasis on the prevention of virus spread.

Status of APHC Operation

Starting March 17, 2020, APHC closed its office operations and temporarily suspended its construction activities in compliance with the ECQ requirements. As at the date of the BOD's approval of the consolidated financial statements, APHC's office operations have opened and construction activities have resumed.

Omnibus Security and Loan Agreement Covenants

As at December 31, 2019 and up to the date of the BOD's approval of the consolidated financial statements, the Group is in compliance with the covenants of the Loan Facilities as described in Note 25. To address the possible impact of the pandemic to the covenants of the Loan Facilities, management of the Parent Company has already started discussions with PBCOM for options available so that the Borrowers can continue to meet the terms of the Agreement in the event the current pandemic will severely impact future cash flows.

Impairment of Nonfinancial Assets

In 2019, the Group recognized the results of the latest appraisal of the fair value of certain classes of property and equipment as described in Note 9. Concurrently, the Group recognized the amount of right-of-use assets as part of the impact of the first-time adoption of PFRS 16 as described in Notes 23 and 27. The valuation of property and equipment and the determination of the IBR for the right-of-use assets have been assessed during the financial year using assumptions formulated prior to the COVID-19 outbreak thereby these assumptions may no longer appropriate for the financial year ending December 31, 2020. Depending on the length of industry and operational limitations and in the absence of further economic improvements, the Group's response to the COVID-19 outbreak may result in indicators of impairment, potentially impacting the carrying values of property and equipment, right-of-use assets and other nonfinancial assets.

Financial Risk Management

The COVID-19 outbreak has resulted in changes of market interest rates which the Group is exposed to. Refer to Note 21 for the Group's approach to financial risk management and sensitivity analysis.

Financial Reporting Effect

The Group considers the foregoing financial reporting effects of the outbreak to be non-adjusting events after the end of the reporting period. As the situation is fluid and rapidly evolving, the Group does not consider it practicable to provide a quantitative estimate of the potential impact of this outbreak on its consolidated financial statements. The impact of this outbreak, including macroeconomic forecasts and estimates of ECL provision on the Group's financial instruments, will be determined, quantified and recognized in the Group's consolidated financial statements as at and for the year ending December 31, 2020.

Despite the COVID-19 outbreak, management has determined that the event do not cast significant doubt in respect of the Group's ability to continue as a going concern therefore the consolidated financial statements continue to be prepared on a going concern basis.

27. Significant Accounting Policies

The accounting policies set out below have been applied consistently to all years presented in these consolidated financial statements, except for the adoption of new standards as discussed below.

Adoption of New Standard, Amendments to Standards and Interpretation

The Group has adopted the following new standard, amendments to standards and interpretation starting January 1, 2019 and accordingly, changed its accounting policies. Except as otherwise indicated, the adoption of these new standard and amendments to standards and interpretation did not have any significant impact on the Group's consolidated financial statements.

- PFRS 16, *Leases*, supersedes PAS 17, *Leases*, and the related Philippine Interpretations. The new standard introduces a single lease accounting model for lessees under which all major leases are recognized on-balance sheet, removing the lease classification test. Lease accounting for lessors essentially remains unchanged except for a number of details including the application of the new lease definition, new sale-and-leaseback guidance, new sub-lease guidance and new disclosure requirements.

Practical expedients and targeted reliefs were introduced including an optional lessee exemption for short-term leases (leases with a term of 12 months or less) and low-value items, as well as the permission of portfolio-level accounting instead of applying the requirements to individual leases. New estimates and judgmental thresholds that affect the identification, classification and measurement of lease transactions, as well as requirements to reassess certain key estimates and judgments at each reporting date were also introduced.

The Group has applied PFRS 16 using the modified retrospective approach and therefore the comparative information has not been restated and continues to be reported under PAS 17 and IFRIC 4, *Determining Whether an Arrangement Contains a Lease*.

The Group applied PFRS 16 with a date of initial application of January 1, 2019. As a result, the Group has changed its accounting policy for lease contracts as detailed below.

Definition of a Lease

Previously, the Group determined at contract inception whether an arrangement is or contains a lease under IFRIC 4. Under PFRS 16, the Group assesses whether a contract is or contains a lease based on the definition of a lease as explained in the significant accounting policies of leases.

Under IFRIC 4, the Group assessed a lease based on the assessment of whether:

- fulfilment of the arrangement was dependent on the use of a specific asset or assets; and
- the arrangement had conveyed a right to use the asset. An arrangement conveyed the right to use the asset if one of the following was met:
 - the purchaser had the ability or right to operate the asset while obtaining or controlling more than an insignificant amount of the output;
 - the purchaser had the ability or right to control physical access to the asset while obtaining or control more than an insignificant amount of the output; or
 - facts and circumstances indicated that it was remote that other parties would take more than an insignificant amount of the output, and the price per unit was neither fixed per unit of output nor equal to the current market price per unit of output.

On transition to PFRS 16, the Group elected to apply the practical expedient to grandfather the assessment of which transactions are leases. Therefore, the Group applied PFRS 16 only to contracts that were previously identified as leases and applied the definition of a lease under PFRS 16 only to contracts entered into or changed on or after January 1, 2019.

As a Lessee

As a lessee, the Group previously classified leases as operating or finance leases based on its assessment of whether the lease transferred significantly all of the risks and rewards incidental to ownership of the underlying asset to the Group. Under PFRS 16, the Group recognizes right-of-use asset and lease liability for most leases - i.e. these leases are on the consolidated statement of financial position.

At transition, lease liability was measured at the present value of the remaining lease payments, discounted at the Group's IBR as at January 1, 2019. Right-of-use asset is measured at an amount equal to the lease liability, adjusted by the amount of any prepaid or accrued lease payments.

The Group used the following practical expedients when applying PFRS 16 to leases previously classified as operating leases under PAS 17.

- Applied the exemption not to recognize right-of-use assets and liabilities for leases with less than 12 months of lease term.
- Excluded initial direct costs from measuring the right-of-use asset at the date of initial application.
- Used hindsight when determining the lease term if the contract contains option to extend or terminate the lease.

Impact of Transition

On transition to PFRS 16, the Group recognized right-of-use assets and lease liabilities amounting to P128.49 million.

When measuring lease liabilities, the Group discounted lease payments using its IBR at January 1, 2019. The weighted-average rate applied is 10.76%.

	January 1, 2019
Right-of-use assets	P128,493,849
Lease liabilities	128,493,849

- Philippine Interpretation IFRIC 23, *Uncertainty over Income Tax Treatments*, clarifies how to apply the recognition and measurement requirements in PAS 12, *Income Taxes*, when there is uncertainty over income tax treatments. Under the interpretation, whether the amounts recorded in the consolidated financial statements will differ to that in the tax return, and whether the uncertainty is disclosed or reflected in the measurement, depends on whether it is probable that the tax authority will accept the Group's chosen tax treatment. If it is not probable that the tax authority will accept the Group's chosen tax treatment, the uncertainty is reflected using the measure that provides the better prediction of the resolution of the uncertainty - either the most likely amount or the expected value.

The interpretation also requires the reassessment of judgments and estimates applied if facts and circumstances change - e.g. as a result of examination or action by tax authorities, following changes in tax rules or when a tax authority's right to challenge a treatment expires.

- Plan Amendment, Curtailment or Settlement (Amendments to PAS 19, *Employee Benefits*). The amendments clarify that on amendment, curtailment or settlement of a defined benefit plan, an entity now uses updated actuarial assumptions to determine its current service cost and net interest for the period. The effect of the asset ceiling is disregarded when calculating the gain or loss on any settlement of the plan and is dealt with separately in other comprehensive income.
- Annual Improvements to PFRSs 2015 - 2017 Cycle. This cycle of improvements contains amendments to four standards:

- Previously held interest in a joint operation (Amendments to PFRS 3, *Business Combinations*, and PFRS 11, *Joint Arrangements*). The amendments clarify how a company accounts for increasing its interest in a joint operation that meets the definition of a business. If a party maintains or obtains joint control, then the previously held interest is not remeasured. If a party obtains control, then the transaction is a business combination achieved in stages and the acquiring party remeasures the previously held interest at fair value.
- Income tax consequences of payments on financial instruments classified as equity (Amendments to PAS 12, *Income Taxes*). The amendments clarify that all income tax consequences of dividends, including payments on financial instruments classified as equity, are recognized consistently with the transactions that generated the distributable profits, i.e. in profit or loss, other comprehensive income or equity.
- Borrowing costs eligible for capitalization (Amendments to PAS 23, *Borrowing Costs*). The amendments clarify that the general borrowings pool used to calculate eligible borrowing costs excludes only borrowings that specifically finance qualifying assets that are still under development or construction. Borrowings that were intended to specifically finance qualifying assets that are now ready for their intended use or sale are included in that general pool.

Basis of Consolidation

The consolidated financial statements include the accounts of the Parent Company, as well as those of its subsidiaries enumerated in Note 1 to the consolidated financial statements.

Subsidiaries

Subsidiaries are entities controlled by the Parent Company. The Parent Company controls an entity if and only if, the Parent Company is exposed to, or has rights to, variable returns from its involvement with the entity and has the ability to affect those returns through its power over the entity. The Parent Company reassesses whether or not it controls an investee if facts and circumstances indicate that there are changes to one or more of the 3 elements of control.

The financial statements of the subsidiaries are prepared for the same reporting period as the Parent Company and are included in the consolidated financial statements from the date when control commences until the date when control ceases.

The accounting policies of subsidiaries are being aligned with the policies adopted by the Group. Losses applicable to the NCI in a subsidiary are allocated to the NCI even if doing so causes the NCI to have a deficit balance.

Accounting for NCI

NCI represents the portion of profit or loss, OCI and the net assets not held by the Group and are presented separately in the consolidated statement of profit or loss and other comprehensive income and within equity in the consolidated statement of financial position, separately from the Parent Company's equity.

Acquisitions of NCI are accounted for as transaction with owners in their capacity as owners and therefore no goodwill is recognized as a result of such transactions. The adjustments to NCI, if any, are based on a proportionate amount of the net assets of the subsidiary.

Loss of Control

Upon the loss of control, the Group derecognizes the assets and liabilities of the subsidiary, any noncontrolling interests and other components of equity related to the subsidiary. Any surplus or deficit resulting from loss of control is recognized in profit or loss. If the Group retains any interest in the previous subsidiary, then such interest is measured at fair value at the date that control is lost. Subsequently, it is accounted for as an equity-accounted investee or as an equity security - at FVOCI depending on the level of influence.

Transactions Eliminated on Consolidation

Intra-group balances and transactions, and any unrealized income and expenses arising from intra-group transactions, are eliminated in preparing the consolidated financial statements. Unrealized gains arising from transactions with equity-accounted investees are eliminated against the investment to the extent of the Group's interest in the investee. Unrealized losses are eliminated in the same way as unrealized gains, but only to the extent that there is no evidence of impairment.

Segment Reporting

An operating segment is a component of the Group that engages in business activities from which it may earn revenues and incur expenses, including revenues and expenses that relate to transactions with any of the Group's other components. All operating results are reviewed regularly by the Group's BOD, the chief operating decision maker of the Group, to make decisions about resources to be allocated to the segment and to assess its performance, and for which discrete financial information is available.

Segment results that are reported to the Group's BOD include items directly attributable to a segment as well as those that can be allocated on a reasonable basis. Unallocated items comprise mainly corporate assets, head office expenses and income tax assets and liabilities.

Segment capital expenditure is the total cost incurred during the year to acquire property and equipment.

The Group's operating businesses are organized and managed separately according to hotel property location, with each segment representing a strategic business unit.

Revenue Recognition

Revenue from Contracts with Customers

The Group's business is primarily engaged in offering hotel rooms and facilities such as restaurants, function halls, coffee shops and all adjuncts and accessories thereto.

The Group recognizes revenue when it transfers control over a product or service to a customer. Revenue is measured based on the consideration specified in a contract with a customer.

The following is a description of principal activities from which the Group generates its revenue. Revenue is disaggregated by major products/service lines as reflected in the consolidated statement of profit or loss and other comprehensive income.

Hotel Rooms and Function Halls

Revenue from hotel rooms and function halls is recognized at the point in time when control of the asset is transferred to a customer, generally on actual occupancy. The normal credit terms for lease of hotel rooms and function halls is 30 days, when payment is made on credit.

Food and Beverage

Revenue from food and beverage is recognized at the point in time when the goods have been delivered.

Rent and Related Income

Rental income on leased areas of the Group is accounted for on a straight-line basis over the term of the lease.

Other Operating Departments

Revenue from other operating departments is recognized at the point in time when the service has been rendered. This includes guest, laundry and valet, parking fees, among others.

Interest Income

Interest income is recognized on a time proportion basis on the principal outstanding and at the rate applicable.

Other Income

Other income is recognized at the point in time when the service has been rendered.

Determination of whether the Group is Acting as a Principal or an Agent

The Group assesses its revenue arrangements against the following criteria to determine whether it is acting as a principal or an agent:

- whether the Group has primary responsibility for providing the goods and services;
- whether the Group has inventory risk before or after the customer order; and
- whether the Group has discretion in establishing prices.

If the Group has determined it is acting as a principal, the Group recognizes revenue on a gross basis with the amount remitted to the other party being accounted as part of costs and expenses. If the Group has determined it is acting as agent, only the net amount retained is recognized as revenue.

The Group assessed its revenue arrangements and concluded that it is acting as principal in all arrangements.

Cost and Expense Recognition

Costs and expenses are recognized in profit or loss upon utilization of the service or at the date they are incurred. Interest expense are reported on an accrual basis.

Financial Instruments

A financial instrument is any contract that gives rise to a financial asset of one entity and a financial liability or equity instrument of another entity.

Date of Recognition

Financial instruments are recognized in the consolidated statement of financial position when the Group becomes a party to the contractual provisions of the instrument. The Group determines the classification of its financial assets on initial recognition and, where allowed and appropriate, re-evaluates these classifications at each reporting date.

All regular way purchases and sales of financial assets are recognized on the trade date, i.e. the date that the Group commits to purchase the asset. Regular way purchases or sales are purchases or sale of financial assets that require delivery of assets within the period generally established by regulation or convention in the market place.

A financial asset (unless it is a trade receivable without a significant financing component) or financial liability is initially measured at fair value plus, for an item not at FVTPL, transaction costs that are directly attributable to its acquisition or issue. A trade receivable without a significant financing component is initially measured at the transaction price.

Measurement at Initial Recognition

Financial instruments are recognized initially at fair value of the consideration given (in case of an asset) or received (in case of a liability). Except for financial instruments at FVTPL, the initial measurement of financial instruments includes transaction costs.

Classification of Financial Assets

Financial Assets

On initial recognition, a financial asset is classified as measured at amortized cost, FVOCI or FVTPL, based on their contractual cash flow characteristics and the business model for managing the financial assets.

Debt Instruments

Financial Assets Measured at Amortized Cost

A financial asset that is a debt instrument, other than those that are designated at FVTPL, which meet both of the following conditions:

- The financial asset is held within a business model whose objective is to hold financial assets in order to collect contractual cash flows; and
- The contractual terms of the financial asset give rise on specified dates to cash flows that are solely payments of principal and interest (SPPI) on the principal amount outstanding.

Included in this category are the Group's cash and cash equivalents, receivables, notes receivable, due from related parties, short-term investments, refundable deposits and other noncurrent assets.

Cash

Cash includes cash on hand and in banks which are stated at face value.

Receivables

Receivables are nonderivative financial assets with fixed or determinable payments and are not quoted in an active market. They arise when the Group provides money, goods or services directly to a debtor with no intention of trading the receivables. These are included in current assets if maturity is within twelve (12) months from the reporting date. Otherwise, these are classified as noncurrent assets.

Short-term Investments

Short-term investments are certificates of deposit which are highly liquid with maturities of more than 3 months but less than one (1) year from date of acquisition and are subject to an insignificant risk of change in value.

Refundable Deposits

Refundable deposits are payment made by the Group to its lessors at the inception of the respective lease agreements entered into by the Group.

FVOCI

A financial asset that is a debt instrument measured at FVOCI shall meet both of the following conditions and is not designated as FVTPL:

- The financial asset is held within a business model whose objective is achieved by both collecting contractual cash flows and selling financial assets; and
- The contractual terms of the financial asset give rise on specified dates to cash flows that are SPPI on the principal amount outstanding.

Included in this category is the Group's equity securities at FVOCI.

FVTPL

All other financial assets not measured at FVOCI or at amortized cost are classified as measured at FVTPL, except when the financial asset is part of a hedging relationship. On initial recognition, the Group may irrevocably designate a financial asset that otherwise meets the requirements to be measured at amortized cost or at FVOCI as at FVTPL if doing so eliminates or significantly reduces an accounting mismatch that would otherwise arise.

There are no financial assets at FVTPL as at the date of initial application and as at December 31, 2019 and 2018.

Equity Instruments

Financial assets that are equity instruments shall be classified under any of the following categories:

- Financial assets measured at FVTPL which shall include financial assets held for trading; or
- Financial assets at FVOCI which shall consist of equity instruments that are irrevocably designated at FVOCI at initial recognition that are neither held for trading nor contingent consideration recognized by an acquirer in a business combination to which PFRS 3, Business Combinations applies. This election is made on an instrument-by-instrument basis.

As at December 31, 2019 and 2018, the Group has equity securities - at FVOCI as financial assets measured at FVOCI.

Business Model Assessment

Business model pertains to the manner by which a portfolio of financial assets will be managed to generate cash flows such as by collecting contractual cash flows or by both collecting contractual cash flows and selling the financial assets, among others.

The Group makes an assessment of the objective of the business model for the financial assets because this best reflects the way the financial assets are managed.

The information considered includes:

- the stated policies and objectives for the financial assets and the operation of those policies in practice. These include whether management's strategy focuses on earning contractual interest income, maintaining a particular interest rate profile, earning dividend income, matching the duration of the financial assets to the duration of any related liabilities or expected cash outflows or realizing cash outflows through the sale of assets;
- the risks that affect the performance of the business model and how those risks are managed;
- how managers of the business are compensated (e.g. whether compensation is based on the fair value of the assets managed or the contractual cash flows collected); and

- the frequency, volume and timing of sales of financial assets in prior periods, the reason for such sales and expectations about future sales activity.

Transfers of financial assets to third parties in transactions that do not qualify for derecognition are not considered for this purpose, consistent with the Group's continuing recognition of the assets.

Financial assets that are held for trading or are managed and whose financial performance is evaluated on a fair value basis are measured at FVTPL.

Assessment whether Contractual Cash Flows are SPPI

In assessing whether the contractual cash flows are SPPI, the Group considers the contractual terms of the instrument. This includes assessing whether the financial asset contains a contractual term that could change the timing or amount of contractual cash flows such that it would not meet this condition. In making the assessment, the Group considers:

- contingent events that would change the amount or timing of cash flows;
- terms that may adjust the contractual coupon rate, including variable rate features;
- prepayment and extension features; and
- terms that limit the Group's claim to cash flows from specified assets (e.g. nonrecourse features).

Prepayment feature is consistent with the SPPI criterion if the prepayment amount substantially represents unpaid amounts of principal and interest on the principal amount outstanding, which may include reasonable additional compensation for early termination of the contract. Additionally, for a financial asset acquired for a discount or premium to its contractual face amount, a feature that permit or requires prepayment that an amount that substantially represents the contractual face amount plus accrued (but unpaid) contractual interest (which may include reasonable additional compensation for early termination) is treated as consistent with this criterion if the fair value of the prepayment feature is insignificant at initial recognition.

Subsequent Measurement of Financial Assets

Financial assets at amortized cost are subsequently measured at amortized cost using the effective interest method. The amortized cost is reduced by impairment losses. Interest income, foreign exchange gains and losses and impairment are recognized in profit or loss. Any gain or loss on derecognition is recognized in profit or loss.

Debt investments at FVOCI are subsequently measured at fair value. Interest income calculated using the effective interest method, foreign exchange gains and losses and impairment are recognized in profit or loss. Other net gains and losses are recognized in OCI. On derecognition, gains and losses accumulated in OCI are reclassified to profit or loss.

Equity investments at FVOCI are subsequently measured at fair value. Dividends are recognized as income in profit or loss unless the dividend clearly represents a recovery of part of the cost of the investment. Amounts recognized in OCI are not classified to profit or loss.

Financial assets at FVTPL are subsequently measured at fair value. Net gains and losses, including any interest or dividend income, are recognized in profit or loss.

Classification and Measurement of Financial Liabilities

Financial Liabilities

Financial liabilities are initially recognized at fair value. Transaction costs are deducted from the initial measurement of the Group's financial liabilities except for debt instruments classified at FVTPL.

Financial liabilities are subsequently measured as follows:

- financial liabilities that arise when a transfer of a financial asset does not qualify for derecognition or when the continuing involvement approach applies;
- financial guarantee contracts;
- commitments to provide a loan at a below-market interest rate; and
- contingent consideration recognized by an acquirer in a business combination.

As at December 31, 2019 and 2018, other financial liabilities at amortized cost include accounts payable and accrued expenses (excluding local taxes, output VAT and withholding taxes), loans payable, due to a related party, lease liabilities, other current liabilities (excluding deferred income) and concessionaires' deposits (see Notes 11, 12, 13, 14, 21 and 25). There are no financial liabilities measured at FVTPL.

Other Financial Liabilities at Amortized Cost

Issued financial instruments or their components which are not classified as financial liabilities at FVTPL are classified as other financial liabilities at amortized cost, where the substance of the contractual arrangement results in the Group having an obligation either to deliver cash or another financial asset to the holder or lender, or to satisfy the obligation other than by the exchange of a fixed amount of cash. After initial measurement, other financial liabilities are subsequently measured at amortized cost using the effective interest method.

Derecognition of Financial Instruments

Financial Asset

A financial asset (or, where applicable a part of a financial asset or part of a group of similar financial assets) is derecognized when:

- The rights to receive cash flows from the asset have expired;
- The Group retains the right to receive cash flows from the asset, but has assumed an obligation to pay them in full without material delay to a third party under a "pass-through" arrangement; or
- The Group has transferred its right to receive cash flows from the asset and either has: (a) transferred substantially all the risks and rewards of the asset, or (b) has neither transferred nor retained substantially all the risks and rewards of the asset, but has transferred control of the asset.

Where the Group has transferred its right to receive cash flows from an asset and has neither transferred nor retained substantially all the risks and rewards of the asset nor transferred control of the asset, the asset is recognized to the extent of the Group's continuing involvement in the asset. Continuing involvement that takes the form of a guarantee over the transferred asset is measured at the lower of the original carrying amount of the asset and the maximum amount of consideration that the Group could be required to pay.

Financial Liabilities

A financial liability is derecognized when the obligation under the liability is discharged or cancelled or has expired. Where an existing financial liability is replaced by another from the same lender on substantially different terms, or the terms of an existing liability are substantially modified, such an exchange or modification is treated as a derecognition of the original liability and the recognition of a new liability, with the difference in the respective carrying amounts recognized in consolidated statement of profit or loss and other comprehensive income.

Offsetting of Financial Instruments

Financial assets and financial liabilities are offset and the net amount is reported in the consolidated statement of financial position if, and only if, there is a currently enforceable legal right to offset the recognized amounts and there is an intention to settle on a net basis, or to realize the asset and settle the liability simultaneously. This is generally not the case with master netting agreements, thus, the related assets and liabilities are presented at gross amounts in the consolidated statement of financial position.

As at December 31, 2019 and 2018, only due to/from related party transactions were offset in the consolidated financial statements. The said accounts were being set-off because the management intends either to settle on a net basis or to realize the asset and settle the liability simultaneously.

Determination and Measurement of Fair Value

The Group measures financial instruments at fair value at each consolidated statement of financial position date. Fair value is the price that would be received to sell an asset or paid to transfer a liability in an orderly transaction between market participants at the measurement date. The fair value measurement is based on the presumption that the transaction to sell the asset or transfer the liability takes place either:

- In the principal market for the asset or liability; or
- In the absence of a principal market, in the most advantageous market for the asset or liability.

The principal or the most advantageous market must be accessible by the Group. The fair value of an asset or a liability is measured using the assumptions that market participants would use when pricing the asset or liability, assuming that market participants act in their economic best interest.

A fair value measurement of a non-financial asset takes into account a market participant's ability to generate economic benefits by using the asset in its highest and best use or by selling it to market participant that would use the asset in its highest and best use.

The Group uses valuation technique that are appropriate in the circumstances and for which sufficient data are available to measure fair value, maximizing the use of relevant observable inputs and minimizing the use of unobservable inputs.

All assets and liabilities for which fair value is measured or disclosed in the consolidated financial statements are categorized within the fair value hierarchy, described as follows, based on the lowest level input that is significant to the fair value measurement as a whole:

- Level 1 - Quoted (unadjusted) markets for identical assets or liabilities.
- Level 2 - Valuation techniques for which the lowest level input that is significant to the fair value measurement is directly or indirectly observable.

- Level 3 - Valuation techniques for which the lowest level input that is significant to the fair value measurement is unobservable.

For assets and liabilities that are recognized in the consolidated statement of financial position on a recurring basis, the Group determines whether transfer have occurred between Levels in the hierarchy by reassessing categorization (based on the lowest level input that is significant to the fair value measurement as a whole) at the end of each reporting period.

“Day 1” Difference

Where the transaction price in a non-active market is different from the fair value of other observable current market transactions in the same instrument or based on a valuation technique whose variables include only data from observable market, the Group recognizes the difference between the transaction price and fair value (a “Day 1” Difference) in the consolidated statement of profit or loss and other comprehensive income in the period when the asset is acquired or the liability is incurred. In cases where the transaction price used is based on inputs which are not observable, the difference between the transaction price and model value is only recognized in the profit or loss in the period when the inputs become observable or when the instrument is derecognized. For each transaction, the Group determines the appropriate method of recognizing the “Day 1” Difference.

Impairment of Financial Assets

Impairment of Financial Instruments

At the date of initial application of PFRS 9, the Group uses reasonable and supportable information that is available without undue cost or effort to determine the credit risk at the date that a financial instrument was initially recognized and compared that to the credit risk at the date of initial application.

Lifetime ECLs result from all possible default events over the expected life of a financial instruments while 12-month ECLs are the portion of ECLs that result from default events that are possible within 12 months after the reporting date (or a shorter period of the expected life of the instrument is less than 12 months).

The maximum period considered when estimating ECLs is the maximum contractual period over which the Group is exposed to credit risk.

Movement of ECLs

ECLs are a probability-weighted estimate of credit losses. Credit losses are measured as the present value of cash shortfalls (i.e. the difference between the cash flows due to the entity in accordance with the contract and the cash flows that the Group expects to receive).

ECLs are discounted at the effective interest rate of the financial assets.

Credit-impaired Financial Assets

At each reporting date, the Group assesses whether financial assets carried at amortized cost are credit-impaired. The financial asset is ‘credit impaired’ when one or more events that have a detrimental impact on the estimated future cash flows of the financial assets have occurred.

Evidence that a financial asset is credit-impaired includes the following observable data:

- significant financial difficulty of the borrower or issuer;
- a breach of contract such as default or being more than the normal credit terms of the Group;

- the restructuring of a loan or advance by the Group on terms that the Group would not consider otherwise;
- it is probable that the borrower will enter bankruptcy or other financial reorganization; or
- the disappearance of an active market for a security because of financial difficulties.

Loss allowances for financial assets measured at amortized cost are deducted from the gross carrying amount of the assets.

Current and Noncurrent Classification

The Group presents assets and liabilities in the consolidated statement of financial position based on current/noncurrent classification. An asset is current when:

- It is expected to be realised or intended to be sold or consumed in the normal operating cycle;
- It is held primarily for the purpose of trading;
- It is expected to be realized within twelve months after the reporting period; or
- It is cash or cash equivalent unless restricted from being exchanged or used to settle a liability for at least twelve months after the reporting period.

All other assets are classified as noncurrent.

A liability is current when:

- It is expected to be settled in the normal operating cycle;
- It is held primarily for the purpose of trading;
- It is due to be settled within twelve months after the reporting period; or
- There is no unconditional right to defer the settlement of the liability for at least twelve months after the reporting period

The Group classifies all other liabilities as noncurrent.

Deferred tax assets and liabilities are classified as noncurrent assets and liabilities.

Inventories

Inventories are stated at the lower of cost and NRV. Cost incurred in bringing the inventories to their present location and condition is calculated using the weighted average method.

NRV for food and beverage represents the estimated selling price in the ordinary course of business less the estimated costs to sell. NRV of operating supplies and engineering and maintenance supplies is the estimated current replacement cost. Inventories are periodically reviewed and evaluated for obsolescence. Obsolete inventories are scrapped or disposed of and the related costs are charged to operations.

Prepaid Expenses

Prepaid expenses represent expenses not yet incurred but are already paid. Prepaid expenses are initially recorded as assets and measured at the amount of cash paid. Subsequent to initial recognition, these are charged to profit or loss as they are consumed in operations or expire with the passage of time.

Prepaid expenses are classified in the consolidated statement of financial position as current assets when the cost of goods or services related to the prepayments are expected to be incurred within one year or the Group's normal operating cycle, whichever is longer. Otherwise, they are classified as noncurrent assets.

Property and Equipment

Measurement at Initial Recognition

Upon initial recognition, items of property and equipment are measured at cost which comprises the purchase price and all directly attributable costs of bringing the asset to the location and condition for its intended use.

Measurement Subsequent to Initial Recognition

Property and equipment, except for leasehold improvements, operating equipment and construction-in-progress which are stated at cost, are carried at revalued amounts, being the fair value at the date of the revaluation less any subsequent accumulated depreciation and amortization and impairment losses, if any. Fair values are determined through appraisal by an independent firm of appraisers. Revaluations are made with sufficient regularity to ensure that the carrying amount does not differ materially from that which would be determined using fair value at the end of the reporting period.

The net appraisal surplus resulting from the revaluation is credited to "Revaluation surplus on property and equipment" account (net of corresponding deferred income tax effect) shown under the consolidated statement of changes in equity. Any increase in the revaluation amount is credited to the "Revaluation surplus on property and equipment" account unless it offsets a previous decrease in the value of the same asset recognized in profit or loss. A decrease in value is recognized in profit or loss where it exceeds the increase previously recognized in the "Revaluation surplus on property and equipment." Upon disposal, any related revaluation surplus is transferred to "Retained earnings" account and is not taken into account in arriving at the gain or loss on disposal. Also, the amount of revaluation surplus absorbed through depreciation is being transferred to "Retained earnings" account, net of deferred tax effect.

All costs, including borrowing costs, which were directly and clearly associated with the construction of the Groups, were capitalized.

Construction-in-progress, included in property and equipment, represents structures under construction and is stated at cost. This includes cost of construction and other direct costs. Construction-in-progress is not depreciated until such time as the relevant assets are completed and put into operational use.

Operating equipment consisting of chinaware, glassware, silverware and linen are stated at cost less accumulated amortization and adjustments based on periodic inventory method. Under this method, the recorded costs of operating equipment are amortized using various rates and adjusted based on periodic inventory count. Adjustments include the effects of any breakages and damages. The amortization and adjustments are recognized in profit or loss.

Subsequent Costs

Subsequent costs that can be measured reliably are added to the carrying amount of the asset when it is probable that future economic benefits associated with the asset will flow to the Group. The costs of day-to-day servicing of an asset are recognized as an expense in the period in which they are incurred.

Fair Value Measurement

The Group's property and equipment as at December 31, 2019 and 2018 is based on Level 3. Further information about the assumption made in measuring fair value of property and equipment is included in Note 9 to the consolidated financial statements.

Depreciation and Amortization

Depreciation is computed using the straight-line method over the estimated useful lives of the assets. Leasehold improvements are amortized over the estimated useful life of the asset or term of the lease, whichever is shorter.

The estimated useful lives are as follows:

	Number of Years
Land improvements	5 - 10
Leasehold improvements	Shorter of lease term and 10
Hotel buildings and improvements	15 - 50
Furniture, fixtures and equipment	3
Operating equipment	3
Transportation equipment	3

The estimated useful lives, as well as the depreciation and amortization methods are reviewed at each reporting date to ensure that the period and methods of depreciation and amortization are consistent with the expected pattern of economic benefits from those assets.

Fully depreciated and amortized assets are retained in the accounts until they are no longer in use, no further charges for depreciation and amortization are made in respect of those assets.

When an asset is disposed of, or is permanently withdrawn from use and no future economic benefits are expected from its disposal, the cost and related accumulated depreciation, amortization and impairment losses, if any, are removed from the accounts and any resulting gain or loss arising from the retirement or disposal is recognized in profit or loss.

Impairment of Nonfinancial Assets

The carrying amount of the Group's property and equipment is reviewed at each reporting date to determine whether there is any indication of impairment. If such indication exists, the recoverable amount of the impaired asset is estimated.

An impairment loss is recognized whenever the carrying amount of an asset or its cash-generating unit (CGU) exceeds its recoverable amount. Impairment losses are recognized in profit or loss, unless the asset is carried at revalued amount, in which case the impairment loss is charged to the revaluation increment of the said asset.

The recoverable amount is the greater of the asset's fair value less costs of disposal and value in use (VIU). Fair value less cost of disposal is the price that would be received to sell an asset or paid to transfer a liability in an orderly transaction between market participants at the measurement date, less the costs of disposal. In assessing VIU, the estimated future cash flows are discounted to their present value using a pretax discount rate that reflects current market assessments of the time value of money and the risks specific to the asset being evaluated. If an asset does not generate cash inflows that are largely independent of those from other assets, the recoverable amount is determined for the CGU to which the asset belongs.

An impairment loss is reversed if there has been a change in the estimates used to determine the recoverable amount. An impairment loss is reversed only to the extent that the carrying amount of the asset does not exceed the carrying amount that would have been determined, net of depreciation, if no impairment loss had been recognized. Reversals of impairment are recognized in profit or loss, unless the asset is carried at a revalued amount, in which case the reversal is treated as a revaluation increase.

After such reversal, the depreciation and amortization expense is adjusted in future years to allocate the asset's revised carrying amount, less any residual value, on a systematic basis over its remaining life.

A reversal of an impairment loss on a revalued asset is recognized in the consolidated statement of changes in equity and increases the revaluation surplus. However, to the extent that an impairment loss on the same revalued asset was previously recognized in the profit or loss, a reversal of that impairment loss is also recognized in the profit or loss.

Employee Benefits

Short-term Employee Benefits

Short-term employee benefit obligations, such as those for salaries and wages, social security contributions, short-term compensated absences, bonuses and nonmonetary benefits, among others, are measured on an undiscounted basis and are expensed as the related service is provided.

Defined Benefit Plan

The Group's net obligation in respect of the defined benefit plan is calculated by estimating the amount of the future benefit that employees have earned in the current and prior periods, discounting that amount and deducting the fair value of any plan assets.

The calculation of DBO is performed on a periodic basis by a qualified actuary using the projected unit credit method. When the calculation results in a potential asset for the Group, the recognized asset is limited to the present value of economic benefits available in the form of any future refunds from the plan or reductions in future contributions to the plan.

Remeasurement of the net defined benefit liability, which comprise actuarial gains and losses, the return on plan assets (excluding interest) and the effect of the asset ceiling (if any, excluding interest), are recognized immediately in OCI and presented under "Retirement Benefits Reserve" under equity. The Group determines the net interest expense or income on the net defined benefit liability or asset for the period by applying the discount rate used to measure the DBO at the beginning of the annual period to the net defined benefit liability or asset, taking into account any changes in the net defined liability or asset during the period as a result of contributions and benefit payments. Net interest expense and other expenses related to the defined benefit plan are recognized in profit or loss.

When the benefits of a plan are changed or when a plan is curtailed, the resulting change in benefit that relates to past service or the gain or loss on curtailment is recognized immediately in profit or loss.

The Group recognizes gains and losses on the settlement of a defined benefit plan when the settlement occurs.

Related Party Relationship

A related party relationship exists when one party has the ability to control, directly or indirectly, through one or more intermediaries, the other party or exercise significant influence over the other party in making financial and operating decisions. Such relationships also exist between and/or among entities which are under common control with the reporting enterprise, or between, and/or among the reporting enterprise and its KMP, directors, or its stockholders. In considering each possible related party relationship, attention is directed to the substance of the relationship, and not merely the legal form.

Leases

The Group has applied PFRS 16 using the modified retrospective approach and therefore the comparative information has not been restated and continues to be reported under PAS 17 and IFRIC 4.

Policy Applicable from January 1, 2019

At inception of a contract, the Group assesses whether a contract is, or contains, a lease. A contract is, or contains, a lease if the contract conveys the right to control the use of an identified asset for a period of time in exchange for consideration. To assess whether a contract conveys the right to control the use of an identified asset, the Group uses the definition of a lease in PFRS 16.

The Group as Lessee

At commencement or on modification of a contract that contains a lease component, the Group allocates the consideration in the contract to each lease component on the basis of its relative stand-alone prices. However, for the leases of property the Group has elected not to separate non-lease components and account for the lease and non-lease components as a single lease component.

The Group recognizes a right-of-use asset and a lease liability at the lease commencement date. The right-of-use asset is initially measured at cost, which comprises the initial amount of the lease liability adjusted for any lease payments made at or before the commencement date, plus any initial direct costs incurred and an estimate of costs to dismantle and remove the underlying asset or to restore the underlying asset or the site on which it is located, less any lease incentives received.

The right-of-use asset is subsequently depreciated using the straight-line method from the commencement date to the end of the lease term, unless the lease transfers ownership of the underlying asset to the Group by the end of the lease term or the cost of the right-of-use asset reflects that the Group will exercise a purchase option. In that case the right-of-use asset will be depreciated over the useful life of the underlying asset, which is determined on the same basis as those of property and equipment. In addition, the right-of-use asset is periodically reduced by impairment losses, if any, and adjusted for certain remeasurements of the lease liability.

The lease liability is initially measured at the present value of the lease payments that are not paid at the commencement date, discounted using the interest rate implicit in the lease or, if that rate cannot be readily determined, the Group's IBR. Generally, the Group uses its IBR as the discount rate.

The Group determines its IBR by obtaining interest rates from various external financing sources and makes certain adjustments to reflect the terms of the lease and type of the asset leased.

Lease payments included in the measurement of the lease liability comprise the following:

- fixed payments, including in-substance fixed payments;
- variable lease payments that depend on an index or a rate, initially measured using the index or rate as at the commencement date;
- amounts expected to be payable under a residual value guarantee; and
- the exercise price under a purchase option that the Group is reasonably certain to exercise, lease payments in an optional renewal period if the Group is reasonably certain to exercise an extension option, and penalties for early termination of a lease unless the Group is reasonably certain not to terminate early.

The lease liability is measured at amortized cost using the effective interest method. It is remeasured when there is a change in future lease payments arising from a change in an index or rate, if there is a change in the Group's estimate of the amount expected to be payable under a residual value guarantee, if the Group changes its assessment of whether it will exercise a purchase, extension or termination option or if there is a revised in-substance fixed lease payment.

When the lease liability is remeasured in this way, a corresponding adjustment is made to the carrying amount of the right-of-use asset or is recorded in profit or loss if the carrying amount of the right-of-use asset has been reduced to zero.

The Group presents right-of-use assets - net that do not meet the definition of investment property and lease liabilities as a separate line item in the consolidated statement of financial position.

Short-term Leases

The Group has elected not to recognize right-of-use assets - net and lease liabilities for short-term leases. The Group recognizes the lease payments associated with these leases as an expense on a straight-line basis over the lease term.

The Group as Lessor

At inception or on modification of a contract that contains a lease component, the Group allocates the consideration in the contract to each lease component on the basis of their relative standalone prices.

When the Group acts as a lessor, it determines at lease inception whether each lease is a finance lease or an operating lease.

To classify each lease, the Group makes an overall assessment of whether the lease transfers substantially all of the risks and rewards incidental to ownership of the underlying asset. If this is the case, then the lease is a finance lease; if not, then it is an operating lease. As part of this assessment, the Group considers certain indicators such as whether the lease is for the major part of the economic life of the asset.

When the Group is an intermediate lessor, it accounts for its interests in the head lease and the sub-lease separately. It assesses the lease classification of a sub-lease with reference to the right-of-use asset arising from the head lease, not with reference to the underlying asset. If a head lease is a short-term lease to which the Group applies the exemption described above, then it classifies the sub-lease as an operating lease.

If an arrangement contains lease and non-lease components, then the Group applies PFRS 15, *Revenue from Contracts with Customers*, to allocate the consideration in the contract.

The Group applies the derecognition and impairment requirements in PFRS 9 to the net investment in the lease. The Group further regularly reviews estimated unguaranteed residual values used in calculating the gross investment in the lease.

The Group recognizes lease payments received under operating leases as income on a straight-line basis over the lease term as part of 'other revenue'.

Policy Applicable before January 1, 2019

For contracts entered into before January 1, 2019, the Group determined whether the arrangement was or contained a lease based on the assessment of whether:

- fulfilment of the arrangement was dependent on the use of a specific asset or assets; and
- the arrangement had conveyed a right to use the asset. An arrangement conveyed the right to use the asset if one of the following was met:
 - the purchaser had the ability or right to operate the asset while obtaining or controlling more than an insignificant amount of the output;
 - the purchaser had the ability or right to control physical access to the asset while obtaining or controlling more than an insignificant amount of the output;
 - or
 - facts and circumstances indicated that it was remote that other parties would take more than an insignificant amount of the output, and the price per unit was neither fixed per unit of output nor equal to the current market price per unit of output.

Group as a Lessee

In the comparative period, as a lessee the Group classified leases that transferred substantially all of the risks and rewards of ownership as finance leases. When this was the case, the leased assets were measured initially at an amount equal to the lower of their fair value and present value of the minimum lease payments. Minimum lease payments were the payments over the lease term that the lessee was required to make, excluding any contingent rent. Subsequent to initial recognition, the assets were accounted for in accordance with the accounting policy applicable to that asset.

Assets held under other leases were classified as operating leases and were not recognized in the Group's consolidated statement of financial position. Payments made under operating leases were recognized in profit or loss on a straight-line basis over the term of the lease. Lease incentives received were recognized as an integral part of the total lease expense, over the term of the lease.

Group as a Lessor

When the Group acted as a lessor, it determined the lease inception whether each lease was a finance lease or an operating lease.

To classify each lease, the Group made an overall assessment of whether the lease transferred substantially all of the risk and rewards incidental to ownership of the underlying asset. If this was the case, then the lease was a finance lease; if not, then it was an operating lease. As part of this assessment, the Group considered certain indicators such as whether the lease was for the major part of the economic life of the asset.

Foreign Currency Transactions and Translation

Transactions denominated in foreign currencies are recorded in Philippine peso based on the exchange rates prevailing at the dates of the transactions. Monetary assets and liabilities denominated in foreign currencies are translated to Philippine peso using the rates of exchange prevailing at the reporting date.

Differences arising on settlement or translation of monetary items are recognized in profit or loss with the exception of monetary items that are designated as part of the hedge of the Group's net investment in a foreign operation. These are recognized under "Foreign currency translation differences" account in OCI until the net investment is disposed of, at which time, the cumulative amount is reclassified to profit or loss. Tax charges and credits attributable to exchange differences on those monetary items are also recorded in OCI.

Nonmonetary items that are measured in terms of historical cost in a foreign currency are translated using the exchange rates at the dates of the initial transactions. Nonmonetary items measured at fair value in a foreign currency are translated using the exchange rates at the date when the fair value is determined.

The gain or loss arising on translation of nonmonetary items measured at fair value is treated in line with the recognition of the gain or loss on the change in fair value of the item (i.e., translation differences on items whose fair value gain or loss is recognized in OCI or profit or loss are also recognized in OCI or profit or loss, respectively).

During the translation of the consolidated financial statement accounts of the foreign subsidiaries wherein accounts are being maintained in U.S. dollar, the differences between the reporting currency and the functional currency are recorded in OCI.

The results and financial position of the foreign subsidiaries are translated into Philippine peso using the following procedures:

- assets and liabilities are translated at the closing rate at reporting date;
- income and expenses are translated at exchange rates at the date of the transaction; and
- all resulting exchange differences are recognized as a separate component in equity.

Income Taxes

Income tax comprises current and deferred tax. Current and deferred tax are recognized in profit or loss except to the extent that they relate to items recognized in OCI or directly in equity, in which case they are recognized respectively therein.

The Group has determined that interest and penalties related to income taxes, including uncertain tax treatments, do not meet the definition of income taxes, and therefore accounted for them under PAS 37, *Provisions, Contingent Liabilities and Contingent Assets*.

Current Tax

Current tax assets and liabilities for the current periods are measured at the amount expected to be recovered from or paid to the taxation authorities. The tax rates and tax laws used to compute the amount are those that are enacted at the end of each reporting period.

Current tax relating to items recognized directly in equity is recognized in equity and not in profit or loss. Management periodically evaluates positions taken in the tax returns with respect to situations in which applicable tax regulations are subject to interpretation and establishes provisions where appropriate.

Deferred Tax

Deferred tax is provided, using the liability method, on all temporary differences at the financial reporting date between the tax bases of assets and liabilities and their carrying amounts for financial reporting purposes.

Deferred tax, however, is not recognized when it arises from the initial recognition of an asset or liability in a transaction that is not a business combination and, at the time of the transaction, affects neither the accounting profit or loss nor taxable profit or loss.

Deferred tax liabilities are not provided on nontaxable temporary differences associated with investments in domestic subsidiaries, associates and interest in joint ventures. With respect to investments in other subsidiaries, associates and interests in joint ventures, deferred tax liabilities are recognized except when the timing of the reversal of the temporary difference can be controlled and it is probable that the temporary difference will not reverse in the foreseeable future.

The carrying amount of deferred tax assets is reviewed at each reporting date and reduced to the extent that it is no longer probable that sufficient future taxable profit will be available to allow all or part of the deferred tax assets to be utilized. Unrecognized deferred tax assets are reassessed at the end of each reporting period and are recognized to the extent that it has become probable that sufficient future taxable profits will allow the deferred tax asset to be recovered. It is probable that sufficient future taxable profits will be available against which a deductible temporary difference can be utilized when there are sufficient taxable temporary difference relating to the same taxation authority and the same taxable entity which are expected to reverse in the same period as the expected reversal of the deductible temporary difference. In such circumstances, the deferred tax asset is recognized in the period in which the deductible temporary difference arises.

Deferred tax assets and deferred tax liabilities are measured at the tax rates that are expected to apply in the year when the asset is realized or the liability is settled, based on tax rate and tax laws that have been enacted or substantively enacted at the end of the reporting period.

Deferred tax relating to items recognized in OCI or directly in equity is recognized in the consolidated statement of other comprehensive income and consolidated statement of changes in equity and not in profit or loss.

Deferred tax assets and deferred tax liabilities are offset, if there is a legally enforceable right to offset current income tax assets against current income tax liabilities and they relate to income taxes levied by the same tax authority and the Group intends to settle its current income tax assets and liabilities on a net basis.

VAT

Revenues, expenses and assets are recognized net of the amount of VAT, except:

- where the tax incurred on a purchase of assets or services is not recoverable from the taxation authority, in which case the tax is recognized as part of the cost of acquisition of the asset or as part of the expense item as applicable; and
- receivables and payables that are stated with the amount of tax included.

The net amount of tax recoverable from, or payable to, the taxation authority is included as part of “Prepaid expenses and other current assets” or “Accounts payable and accrued expenses” accounts in the consolidated statement of financial position.

Equity

Capital stock is classified as equity. Incremental costs directly attributable to the issuance of capital stock, if any, are recognized as a deduction from equity, net of any tax effects, if this can be absorbed by the excess of issue cost over par value. Otherwise, these are recognized in profit or loss.

Retained earnings (accumulated deficit) includes accumulated results of operations as reported in the consolidated statement of profit or loss and other comprehensive income, net of any dividend distribution.

EPS/LPS

Basic EPS/LPS is determined by dividing net income or loss for the year by the weighted average number of common shares subscribed and issued during the year, after retroactive adjustment for any stock dividend and stock splits declared during the year. Diluted EPS/LPS is computed in the same manner as the aforementioned, except that all outstanding convertible preferred shares were further assumed to have been converted to common stock at the beginning of the period or at the time of issuance during the year.

Provisions and Contingencies

A provision is a liability of uncertain timing or amount. It is recognized when the Group has a legal or constructive obligation as a result of a past event; when it is probable that an outflow of economic benefits will be required to settle the obligation and a reliable estimate can be made. The amount to be recognized as provision shall be the best estimate of the expenditure required to settle the present obligation at the end of the reporting period.

When it is not probable that an outflow of economic benefits will be required, or the amount cannot be estimated reliably, the obligation is disclosed as a contingent liability, unless the probability of outflow of economic benefits is remote. Possible obligations, whose existence will only be confirmed by the occurrence or non-occurrence of one or more future events, are also disclosed as contingent liabilities unless the probability of outflow of economic benefits is remote.

A contingent asset is a possible asset that arises from past events and whose existence will be confirmed only by the occurrence or non-occurrence of one or more uncertain future events not wholly within the control of the entity.

Contingent assets are not recognized in the consolidated financial statements but are disclosed when the inflow of economic benefits is probable.

Events After the Reporting Period

The Group identifies post year-end events as events that occurred after the reporting date but before the date when the consolidated financial statements were authorized for issue. Any post-year-end events that provide additional information about the Group’s financial position or performance at the end of a reporting period (adjusting events) are recognized in the consolidated financial statements. Post-year-end events that are not adjusting events are disclosed in the notes to the consolidated financial statements when material.

Amendments to Standards Issued but Not Yet Adopted

A number of amendments to standards are effective for annual periods beginning after January 1, 2019. However, the Group has not applied the following amendments to standards in preparing these consolidated financial statements. The Group is assessing and has yet to reasonably estimate the impact of these, if any, on its consolidated financial statements.

To be Adopted on January 1, 2020

- Amendments to References to Conceptual Framework in PFRS sets out amendments to PFRSs, their accompanying documents and PFRS practice statements to reflect the issuance of the revised Conceptual Framework for Financial Reporting in 2018 (2018 Conceptual Framework). The 2018 Conceptual Framework includes:
 - a new chapter on measurement;
 - guidance on reporting financial performance;
 - improved definitions of an asset and a liability, and guidance supporting these definitions; and
 - clarifications in important areas, such as the roles of stewardship, prudence and measurement uncertainty in financial reporting.

Some Standards, their accompanying documents and PFRS practice statements contain references to, or quotations from, the International Accounting Standards Committee's Framework for the Preparation and Presentation of Financial Statements adopted by the International Accounting Standards Board in 2001 or the Conceptual Framework for Financial Reporting issued in 2010. The amendments update some of those references and quotations so that they refer to the 2018 Conceptual Framework, and makes other amendments to clarify which version of the Conceptual Framework is referred to in particular documents.

These amendments are effective for annual reporting periods beginning on or after January 1, 2020.

- Definition of Material (Amendments to PAS 1, *Presentation of Financial Statements* and PAS 8, *Accounting Policies, Changes in Accounting Estimates and Errors*). The amendments refine the definition of material. The amended definition of material states that information is material if omitting, misstating or obscuring it could reasonably be expected to influence the decisions that the primary users of general purpose financial statements make on the basis of those financial statements, which provide financial information about a specific reporting entity. The amendments clarify the definition of material and its application by:
 - (a) raising the threshold at which information becomes material by replacing the term 'could influence' with 'could reasonably be expected to influence';
 - (b) including the concept of 'obscuring information' alongside the concept of 'omitting' and 'misstating' information in the definition;
 - (c) clarifying that the users to which the definition refers are the primary users of general purpose financial statements referred to in the Conceptual Framework;
 - (d) clarifying the explanatory paragraphs accompanying the definition; and
 - (e) aligning the wording of the definition of material across PFRSs and other publications.

The amendments are expected to help entities make better materiality judgments without substantively changing existing requirements. The amendments apply prospectively for annual periods beginning on or after January 1, 2020.

- Interest Rate Benchmark Reform (Amendments to PFRS 9, PAS 39, *Financial Instruments: Recognition and Measurement*, and PFRS 7, *Financial Instruments: Disclosures*). The amendments provide temporary exceptions to all hedging relationships directly affected by interest rate benchmark reform - the market-wide reform of an interest rate benchmark, including the replacement of an interest rate benchmark with an alternative benchmark rate such as that resulting from the recommendations set out in the Financial Stability Board's July 2014 report 'Reforming Major Interest Rate Benchmarks'. The exceptions relate to the following requirements:
 - The highly probable requirement. When determining whether a forecast transaction is highly probable, an entity shall assume that the interest rate benchmark on which the hedged cash flows are based is not altered as a result of the reform.
 - Prospective assessments. When performing prospective assessments, a company shall assume that the interest rate benchmark on which the hedged item, hedged risk and/or hedging instrument are based is not altered as a result of the interest rate benchmark reform.
 - PAS 39 retrospective assessment. An entity is not required to undertake the PAS 39 retrospective assessment for hedging relationships directly affected by the reform. However, the entity must comply with all other PAS 39 hedge accounting requirements, including the prospective assessment.
 - Separately identifiable risk components. For hedges of a non-contractually specified benchmark component of interest rate risk, an entity shall apply the separately identifiable requirement only at the inception of such hedging relationships.

An entity shall cease applying the exceptions when the uncertainty arising from interest rate benchmark reform is no longer present with respect to the timing and the amount of the interest rate benchmark-based cash flows or the hedging relationship is discontinued. End of application does not apply to the test for separately identifiable risk components.

Specific disclosure requirements apply to hedging relationships affected by the amendments including information about the significant interest rate benchmarks, extent of risk exposure directly affected by the reform, how the entity manages the process to transition to alternative benchmark rates, significant assumptions and judgements made in applying the exceptions, and the nominal amount of the hedging instruments in those hedging relationships.

The amendments apply prospectively for annual periods beginning on or after January 1, 2020. Earlier application is permitted.

The Group is currently assessing and has yet to reasonably estimate the impact of these, if any, on its consolidated financial statements.



R.G. Manabat & Co.
The KPMG Center, 9/F
6787 Ayala Avenue, Makati City
Philippines 1226
Telephone +63 (2) 8885 7000
Fax +63 (2) 8894 1985
Website home.kpmg/ph
Email ph-inquiry@kpmg.com

**REPORT OF INDEPENDENT AUDITORS
TO ACCOMPANY SUPPLEMENTARY INFORMATION FOR FILING
WITH THE SECURITIES AND EXCHANGE COMMISSION**

The Board of Directors and Stockholders
Waterfront Philippines, Incorporated and Subsidiaries
No. 1 Waterfront Drive
Off Salinas Drive, Lahug
Cebu City, Cebu

We have audited, in accordance with Philippine Standards on Auditing, the consolidated financial statements of Waterfront Philippines, Incorporated and Subsidiaries (the Group) as at and for the year ended December 31, 2019, included in this Form 17-A, on which we have rendered our report thereon dated June 29, 2020.

Our audit was made for the purpose of forming an opinion on the consolidated financial statements of the Group taken as a whole. The supplementary information included in the following accompanying additional components is the responsibility of the Group's management.

1. Map of Conglomerate (*Annex A*)
2. Supplementary Schedules of Annex 68-J (*Annex B*)



The above supplementary information is presented for purposes of complying with the Revised Securities Regulation Code Rule 68 and is not a required part of the Group's consolidated financial statements. Such supplementary information has been subjected to the auditing procedures applied in the audit of the consolidated financial statements and, in our opinion, is fairly stated, in all material respects, in relation to the consolidated financial statements taken as a whole.

R.G. MANABAT & CO.

A handwritten signature in black ink, reading 'Tireso Randy F. Lapidez'.

TIRESO RANDY F. LAPIDEZ
Partner

CPA License No. 0092183

SEC Accreditation No. 1472-AR-1, Group A, valid until July 2, 2021

Tax Identification No. 162-411-175

BIR Accreditation No. 08-001987-34-2017

Issued September 4, 2017; valid until September 3, 2020

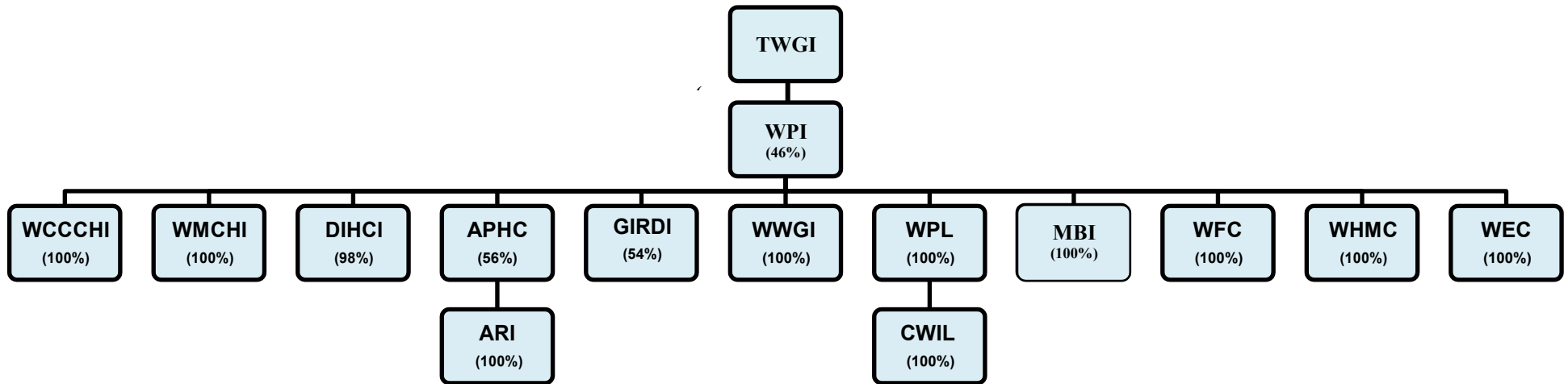
PTR No. MKT 8116769

Issued January 2, 2020 at Makati City

June 29, 2020

Makati City, Metro Manila

**WATERFRONT PHILIPPINES, INCORPORATED AND SUBSIDIARIES
SUPPLEMENTARY SCHEDULE REQUIRED UNDER THE REVISED SRC RULE 68
Map of Conglomerate
December 31, 2019**



LEGEND:

- TWGI - The Wellex Group, Inc.
- WPI - Waterfront Philippines, Incorporated
- WCCCHI - Waterfront Cebu City Casino Hotel, Incorporated
- WMCHI - Waterfront Mactan Casino Hotel, Incorporated
- DIHCI - Davao Insular Hotel Company, Inc.
- APHC - Acesite (Phils.) Hotel Corporation
- ARI - Acesite Realty, Inc. (formerly CIMA Realty Phils., Inc.)
- GIRDI - Grand Ilocandia Resort and Development, Inc.
- WWGI - Waterfront Wellness Group, Inc. (formerly W Citigyms & Wellness, Inc.)
- WPL - Waterfront Promotion Limited
- CWIL - Club Waterfront International Limited
- MBI - Mayo Bonanza, Inc.
- WFC - Waterfront Food Concepts, Inc.
- WHMC - Waterfront Hotel Management Corp. (formerly Waterfront Management Corporation)
- WEC - Waterfront Entertainment Corporation

WATERFRONT PHILIPPINES, INCORPORATED AND SUBSIDIARIES

Table of Contents

**Supplementary Schedules of Annex 68-J
Required Under the Revised SRC Rule 68
December 31, 2019**

	<u>Page</u>
A. Financial Assets	<u>2</u>
B. Amounts Receivable from Directors, Officers, Employees, Related Parties and Principal Stockholders (Other than Affiliates).	<u>3</u>
C. Amounts Receivable from Related Parties which are Eliminated during the Consolidation of Financial Statements	<u>4</u>
D. Long-term Debt	<u>5</u>
E. Indebtedness to Related Parties	<u>6</u>
F. Guarantees of Securities of Other Issuers - <i>(nothing to report)</i>	<u>7</u>
G. Capital Stock	<u>8</u>

WATERFRONT PHILIPPINES, INCORPORATED AND SUBSIDIARIES
SCHEDULE A - FINANCIAL ASSETS
DECEMBER 31, 2019
(Amounts in thousands)

Name of Issuing Entity and Association of Each Issue	Number of shares or Principal Amount of Bonds and Notes	Amount Shown in the Statements of Financial Position	Value Based on Market Quotations at End of Reporting Period	Income Received and Accrued
Cash and cash equivalents *	P -	P671,995	P671,995	P12,508
Receivables	-	610,270	610,270	-
Notes receivable	-	235,729	235,729	9,847
Short-term investments	-	14,662	14,662	-
Due from related parties	-	3,554,368	3,554,368	146,241
Equity securities - at FVOCI	86,710	17,828	17,828	-
Other noncurrent assets **	-	39,776	39,776	-
	<u>P86,710</u>	<u>P5,144,628</u>	<u>P5,144,628</u>	<u>P168,596</u>

*Excluding cash on hand

**Excluding special project deposits

See Notes 4, 5, 7, 8 and 10 to the Consolidated Financial Statements.

WATERFRONT PHILIPPINES, INCORPORATED AND SUBSIDIARIES
SCHEDULE B - AMOUNTS RECEIVABLE FROM DIRECTORS, OFFICERS
EMPLOYEES, RELATED PARTIES AND PRINCIPAL STOCKHOLDERS (Other than Related Parties)
DECEMBER 31, 2019
(Amounts in thousands)

Name and Designation of Debtor	Balance at Beginning of Period	Additions	Amounts Collected	Amounts Written Off	Current	Noncurrent	Balance at End of Period
The Wellex Group, Inc.	P1,244,705	P -	P48,365	P -	P1,196,340	P -	P1,196,340
Pacific Rehouse Corp.	552,617	10,651	-	-	563,268	-	563,268
Crisanta Realty Development Corp.	378,398	16,798	-	-	395,196	-	395,196
Westland Pacific Properties Corporation	555,702	8,173	-	-	-	563,875	563,875
Rex Realty Group, Inc.	521,875	44,625	-	-	-	566,500	566,500
Pacific Wide Realty Development Corp.	160,000	-	-	-	160,000	-	160,000
Philippine Estate Corporation	104,554	-	-	-	104,554	-	104,554
Others							
Forum Holdings Corporation	55,194	1,662	-	-	56,856	-	56,856
Plastic City Industrial Corporation	1,546	-	-	-	1,546	-	1,546
East Asia Oil & Mining Company, Inc.	403	-	-	-	403	-	403
Waterfront Puerto Princesa	220	3,607	-	-	3,827	-	3,827
Waterfront Ventures	1,350	-	-	-	1,350	-	1,350
Waterfront Iloilo Hotel, Inc.	-	272	-	-	272	-	272
Acesite Leisure Entertainment Corporation	255,319	-	19,590	-	235,729	-	235,729

See Note 8 to the Consolidated Financial Statements.

WATERFRONT PHILIPPINES, INCORPORATED AND SUBSIDIARIES
SCHEDULE C - AMOUNTS RECEIVABLE FROM RELATED PARTIES WHICH ARE ELIMINATED
DURING CONSOLIDATION OF FINANCIAL STATEMENTS
DECEMBER 31, 2019
(Amounts in thousands)

Name and Designation of Debtor	Balance at Beginning of period	Additions	Amounts Collected	Amounts Written Off	Current	Noncurrent	Balance at End of Period
Acesite (Phils.) Hotel Corp.	P189,907	P -	P68	P -	P189,839	P -	P189,839
Waterfront Hotel Management Corp.	87,437	-	-	-	87,437	-	87,437
Mayo Bonanza, Inc.	4,746	-	-	-	4,746	-	4,746
Waterfront Wellness Group, Inc.	999	727	-	-	1,726	-	1,726
Waterfront Food Concepts, Inc.	601	727	-	-	1,328	-	1,328

See Note 8 to the Consolidated Financial Statements.

WATERFRONT PHILIPPINES, INCORPORATED AND SUBSIDIARIES
SCHEDULE D - LONG-TERM DEBT
DECEMBER 31, 2019

<u>Title of Issue and Type of Obligation</u>	<u>Amount Authorized by Indenture</u>	<u>Amount Shown Under Caption "Current Portion of Long-term Debt" in Related Statement of Financial Position</u>	<u>Amount Shown Under Caption "Long-Term Debt" in Related Statement of Financial Position</u>
Social Security System Loans Payable	P375,000,000	P375,000,000	P -
Philippine Bank of Communications	1,500,000,000	275,000,000	890,425,532

See Notes 13 and 25 to the Consolidated Financial Statements.

WATERFRONT PHILIPPINES, INCORPORATED AND SUBSIDIARIES
SCHEDULE E - INDEBTEDNESS TO RELATED PARTIES
DECEMBER 31, 2019

<u>Name of Related Party</u>	<u>Balance at Beginning of Period</u>	<u>Balance at End of Period</u>
Acesite Leisure Entertainment Corporation	P -	P3,119,367

See Note 8 to the Consolidated Financial Statements.

WATERFRONT PHILIPPINES, INCORPORATED AND SUBSIDIARIES
SCHEDULE F - GUARANTEES OF SECURITIES OF OTHER ISSUERS
DECEMBER 31, 2019

Name of Issuing Entity of Securities of Securities Guaranteed by the Company for which this Statement is Filed	Title of Issue of each Class of Securities Guaranteed	Total Amount Guaranteed and Outstanding	Amount Owned by Person for which Statement is Filed	Nature of Guarantee
		P -	P -	
		-	-	
		P -	P -	

Nothing to report

WATERFRONT PHILIPPINES, INCORPORATED AND SUBSIDIARIES
SCHEDULE H - CAPITAL STOCK
DECEMBER 31, 2019

Description	Number of Shares authorized	Number of Shares Issued and Outstanding Shown Under Related Statement of Financial Position Caption	Treasury Shares	Number of Shares Held by Related Parties	Directors, Officers and Employees	Others
Common shares	5,000,000,000	2,498,991,753	-	1,128,466,800	40,351,630	1,330,173,323

See Note 16 to the Consolidated Financial Statements.



R.G. Manabat & Co.
The KPMG Center, 9/F
6787 Ayala Avenue, Makati City
Philippines 1226
Telephone +63 (2) 8885 7000
Fax +63 (2) 8894 1985
Website home.kpmg/ph
Email ph-inquiry@kpmg.com

REPORT OF INDEPENDENT AUDITORS ON COMPONENTS OF FINANCIAL SOUNDNESS INDICATORS

The Board of Directors and Stockholders
Waterfront Philippines, Incorporated and Subsidiaries
No. 1 Waterfront Drive
Off Salinas Drive, Lahug
Cebu City, Cebu

We have audited, in accordance with Philippine Standards on Auditing, the consolidated financial statements of Waterfront Philippines, Incorporated and Subsidiaries (the Group) as at and for the year ended December 31, 2019, included in this Form 17-A, on which we have rendered our report thereon dated June 29, 2020.

Our audit was made for the purpose of forming an opinion on the consolidated financial statements of the Group taken as a whole. The Supplementary Schedule on Financial Soundness Indicators, including their definitions, formulas, calculation, and their appropriateness or usefulness to the intended users, are the responsibility of the Group's management. These financial soundness indicators are not measures of operating performance defined by Philippine Financial Reporting Standards and may not be comparable to similarly titled measures presented by other companies.

The above schedule is presented for purposes of complying with the Revised Securities Regulation Code Rule 68 and is not a required part of the Group's consolidated financial statements. The components of these financial soundness indicators have been traced to the Group's consolidated financial statements as at and for the year ended December 31, 2019 and no material exceptions were noted.

R.G. MANABAT & CO.


TIRESO RANDY F. LAPIDEZ
Partner

CPA License No. 0092183

SEC Accreditation No. 1472-AR-1, Group A, valid until July 2, 2021

Tax Identification No. 162-411-175

BIR Accreditation No. 08-001987-34-2017

Issued September 4, 2017; valid until September 3, 2020

PTR No. MKT 8116769

Issued January 2, 2020 at Makati City

June 29, 2020
Makati City, Metro Manila

Waterfront Philippines, Incorporated and Subsidiaries

As of December 31, 2019

Ratio	Formula	2019	2018
Current ratio	Total Current Assets divided by Total Current Liabilities Total Current Assets P4,180,341,221 <u>Divided by: Total Current Liabilities 2,882,792,090</u> Current ratio 1.45	1.45	1.49
Acid test ratio	Quick assets (Total Current Assets less Inventories and Other Current Assets) divided by Total Current Liabilities Total Current Assets P4,180,341,221 Less: Inventories 30,442,158 <u>Other current assets 2,628,544,688</u> Quick assets P1,521,354,375 <u>Divided by: Total Current Liabilities 2,882,792,090</u> Acid test ratio 0.53	0.53	0.61
Solvency ratio	Net Income After Tax plus Non-cash Expenses divided by Total Liabilities Net Income After Tax P434,404,479 <u>Add: Non-Cash Expenses 409,527,125</u> After-tax Net Operating Income P843,931,604 <u>Divided by: Total Liabilities 5,694,544,310</u> Solvency ratio 0.14	0.15	0.27
Debt-to-equity ratio	Total Liabilities divided by Shareholder's Equity Total Liabilities P5,694,544,310 <u>Divided by Shareholder's Equity 7,356,751,196</u> Debt-to-equity ratio 0.77	0.77	0.79
Asset-to-equity ratio	Total assets divided by Shareholder's Equity Total assets P13,051,295,506 <u>Divided by: Shareholder's Equity 7,356,751,196</u> Asset-to-equity ratio 1.77	1.77	1.79
Return on equity	Net Income divided by Shareholder's Equity Net Income P434,404,479 <u>Divided by: Shareholder's Equity 7,356,751,196</u> Return on Equity 5.90%	5.90%	(1.89%)
Return on assets	Net Income divided by Average Total Assets Net Income P434,404,479 Divided by: Average Total Asset Beginning Balance, asset P10,656,321,788 Add: Ending Balance, asset <u>13,051,295,506</u> P23,687,202,063 <u>Divided by: 2 11,853,808,647</u> Return on asset 3.66%	3.66%	(1.12%)
Net profit margin	Net Income divided by Sales Revenue Net Income P434,404,479 <u>Divided by: Sales Revenue 1,939,790,405</u> Net profit margin 22.39%	22.39%	(6.05%)



WPI EAFS <wpieafs20@gmail.com>

Your BIR AFS eSubmission uploads were received

1 message

eafs@bir.gov.ph <eafs@bir.gov.ph>

Mon, Jun 29, 2020 at 6:22 PM

To: WPIEAFS20@gmail.com

Cc: WPIEAFS20@gmail.com

Hi WPIEAFS20,

Valid files

- EAFS003978254OTH2019-01.pdf
- EAFS003978254AFS2019.pdf
- EAFS003978254ITR2019.pdf

Invalid file

- <None>

Transaction Code: **AFS-2019-CCKJK5L80MVV1Q4PWWNMS1Y0QYRPXYM**Submission Date/Time: **Jun 29, 2020 06:22 PM**Company TIN: **003-978-254**

Please be reminded that you accepted the terms and conditions for the use of this portal and expressly agree, warrant and certify that:

- The submitted forms, documents and attachments are complete, truthful and correct based on the personal knowledge and the same are from authentic records;
- The submission is without prejudice to the right of the BIR to require additional document, if any, for completion and verification purposes;
- The hard copies of the documents submitted through this facility shall be submitted when required by the BIR in the event of audit/investigation and/or for any other legal purpose.

This is a system-generated e-mail. Please do not reply.

=====
DISCLAIMER
=====

This email and its attachments may be confidential and are intended solely for the use of the individual or entity to whom it is addressed.

If you are not the intended recipient of this email and its attachments, you must take no action based upon them, nor must you disseminate, distribute or copy this e-mail. Please contact the sender immediately if you believe you have received this email in error.

E-mail transmission cannot be guaranteed to be secure or error-free. The recipient should check this email and any attachments for the presence of viruses. The Bureau of Internal Revenue does not accept liability for any errors or omissions in the contents of this message which arise as a result of e-mail transmission.



**STATEMENT OF MANAGEMENT'S RESPONSIBILITY
FOR ANNUAL INCOME TAX RETURN**

The Management of **Waterfront Philippines, Inc.** is responsible for all information and representations contained in the Annual Income Tax Return for the year ended **December 31, 2019**. Management is likewise responsible for all information and representations contained in the financial statements accompanying the Annual Income Tax Return covering the same reporting period. Furthermore, the Management is responsible for all information and representations contained in all the other tax returns filed for the reporting period, including, but not limited, to the value added tax and/or percentage tax returns, withholding tax returns, documentary stamp tax returns, and any and all other tax returns.


In this regard, the Management affirms that the attached audited financial statements for the year ended **December 31, 2019** and the accompanying Annual Income Tax Return are in accordance with the books and records of **Waterfront Philippines, Inc.**, complete and correct in all material respects. Management likewise affirms that:


- (a) the Annual Income Tax Return has been prepared in accordance with the provisions of the National Internal Revenue Code, as amended, and pertinent tax regulations and other issuances of the Department of Finance and the Bureau of Internal Revenue;
- (b) any disparity of figures in the submitted reports arising from the preparation of financial statements pursuant to financial accounting standards Philippine Financial Reporting Standards and the preparation of the income tax return pursuant to tax accounting rules has been reported as reconciling items and maintained in the company's books and records in accordance with the requirements of Revenue Regulations No. 8-2007 and other relevant issuances;
- (c) **Waterfront Philippines, Inc.** has filed all applicable tax returns, reports and statements required to be filed under Philippine tax laws for the reporting period, and all taxes and other impositions shown thereon to be due and payable have been paid for the reporting period, except those contested in good faith.

Signed under oath by the following:


Sergio Ortiz-Luis, Jr.
Chairman of the Board


Precilla O. Toriano
Corporate Finance Director


Kenneth T. Gatchalian
President

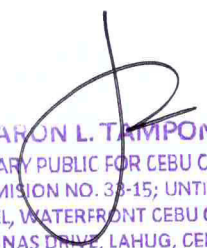

Elvira A. Ting
Treasurer

Signed this ___th day of JUN 29 2020 20__

Subscribed & Sworn to:

Doc. No. 56
Page No. 13
Book No. 23
Series of 2020




AARON L. TAMPON
NOTARY PUBLIC FOR CEBU CITY
NOTARIAL COMMISSION NO. 38-15; UNTIL DEC. 31, 2020
LOWER LEVEL, WATERFRONT CEBU CITY HOTEL
ONE SALINAS DRIVE, LAHUG, CEBU CITY
ROLL OF ATTORNEYS NO. 56453
PTR NO. 1525973/CEBU CITY/1/8/20
IBP AR NO. 11077309/CEBU PROV./1/8/20



R.G. Manabat & Co.
The KPMG Center, 9/F
6787 Ayala Avenue, Makati City
Philippines 1226
Telephone +63 (2) 8885 7000
Fax +63 (2) 8894 1985
Website home.kpmg/ph
Email ph-inquiry@kpmg.com

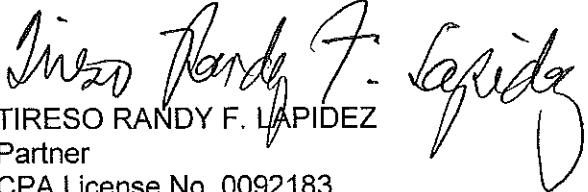
**REPORT OF INDEPENDENT AUDITORS
TO ACCOMPANY SEPARATE FINANCIAL STATEMENTS
FOR FILING WITH THE BUREAU OF INTERNAL REVENUE**

The Board of Directors and Stockholders
Waterfront Philippines, Incorporated
No. 1 Waterfront Drive
Off Salinas Drive, Lahug
Cebu City, Cebu

We have audited the accompanying separate financial statements of Waterfront Philippines, Incorporated (the Company) as at and for the year ended December 31, 2019, on which we have rendered our report dated June 29, 2020.

In compliance with Revenue Regulations V-20, we are stating that no partner of our Firm is related by consanguinity or affinity to the president, manager, members of the Board of Directors or principal stockholders of the Company.

R.G. MANABAT & CO.


TIRESO RANDY F. LAPIDEZ
Partner
CPA License No. 0092183
SEC Accreditation No. 1472-AR-1, Group A, valid until July 2, 2021
Tax Identification No. 162-411-175
BIR Accreditation No. 08-001987-34-2017
Issued September 4, 2017; valid until September 3, 2020
PTR No. MKT 8116769
Issued January 2, 2020 at Makati City

June 29, 2020
Makati City, Metro Manila



R.G. Manabat & Co.
The KPMG Center, 9/F
6787 Ayala Avenue, Makati City
Philippines 1226
Telephone +63 (2) 8885 7000
Fax +63 (2) 8894 1985
Website home.kpmg/ph
Email ph-inquiry@kpmg.com

REPORT OF INDEPENDENT AUDITORS

The Board of Directors and Stockholders
Waterfront Philippines, Incorporated
No. 1 Waterfront Drive
Off Salinas Drive, Lahug
Cebu City, Cebu

Report on the Audit of the Separate Financial Statements

Opinion

We have audited the separate financial statements of Waterfront Philippines, Incorporated (the Company), which comprise the separate statements of financial position as at December 31, 2019 and 2018, and the separate statements of comprehensive loss, changes in equity and cash flows for each of the three years in the period ended December 31, 2019, and notes, comprising significant accounting policies and other explanatory information.

In our opinion, the accompanying separate financial statements present fairly, in all material respects, the unconsolidated financial position of the Company as at December 31, 2019 and 2018, and its unconsolidated financial performance and its unconsolidated cash flows for the years then ended in accordance with Philippine Financial Reporting Standards (PFRSs).

Basis for Opinion

We conducted our audit in accordance with Philippine Standards on Auditing (PSAs). Our responsibilities under those standards are further described in the *Auditors' Responsibilities for the Audit of the Separate Financial Statements* section of our report. We are independent of the Company in accordance with the Code of Ethics for Professional Accountants in the Philippines (Code of Ethics) together with the ethical requirements that are relevant to our audit of the separate financial statements in the Philippines, and we have fulfilled our other ethical responsibilities in accordance with these requirements and the Code of Ethics. We believe that the audit evidence we have obtained is sufficient and appropriate to provide a basis for our opinion.



Responsibilities of Management and Those Charged with Governance for the Separate Financial Statements

Management is responsible for the preparation and fair presentation of the separate financial statements in accordance with PFRSs, and for such internal control as management determines is necessary to enable the preparation of separate financial statements that are free from material misstatement, whether due to fraud or error.

In preparing the separate financial statements, management is responsible for assessing the Company's ability to continue as a going concern, disclosing, as applicable, matters related to going concern and using the going concern basis of accounting unless management either intends to liquidate the Company or to cease operations, or has no realistic alternative but to do so.

Those charged with governance are responsible for overseeing the Company's financial reporting process.

Auditors' Responsibilities for the Audit of the Separate Financial Statements

Our objectives are to obtain reasonable assurance about whether the separate financial statements as a whole are free from material misstatement, whether due to fraud or error, and to issue an auditors' report that includes our opinion. Reasonable assurance is a high level of assurance, but is not a guarantee that an audit conducted in accordance with PSAs will always detect a material misstatement when it exists. Misstatements can arise from fraud or error and are considered material if, individually or in the aggregate, they could reasonably be expected to influence the economic decisions of users taken on the basis of these separate financial statements.

As part of an audit in accordance with PSAs, we exercise professional judgment and maintain professional skepticism throughout the audit. We also:

- Identify and assess the risks of material misstatement of the separate financial statements, whether due to fraud or error, design and perform audit procedures responsive to those risks, and obtain audit evidence that is sufficient and appropriate to provide a basis for our opinion. The risk of not detecting a material misstatement resulting from fraud is higher than for one resulting from error, as fraud may involve collusion, forgery, intentional omissions, misrepresentations, or the override of internal control.
- Obtain an understanding of internal control relevant to the audit in order to design audit procedures that are appropriate in the circumstances, but not for the purpose of expressing an opinion on the effectiveness of the Company's internal control.
- Evaluate the appropriateness of accounting policies used and the reasonableness of accounting estimates and related disclosures made by management.
- Conclude on the appropriateness of management's use of the going concern basis of accounting and, based on the audit evidence obtained, whether a material uncertainty exists related to events or conditions that may cast significant doubt on the Company's ability to continue as a going concern. If we conclude that a material uncertainty exists, we are required to draw attention in our auditors' report to the related disclosures in the separate financial statements or, if such disclosures are inadequate, to modify our opinion. Our conclusions are based on the audit evidence obtained up to the date of our auditors' report. However, future events or conditions may cause the Company to cease to continue as a going concern.



- Evaluate the overall presentation, structure and content of the separate financial statements, including the disclosures, and whether the separate financial statements represent the underlying transactions and events in a manner that achieves fair presentation.

We communicate with those charged with governance regarding, among other matters, the planned scope and timing of the audit and significant audit findings, including any significant deficiencies in internal control that we identify during our audit.

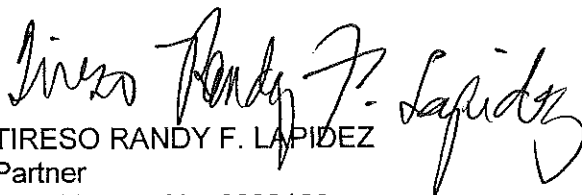
We also provide those charged with governance with a statement that we have complied with relevant ethical requirements regarding independence, and communicate with them all relationships and other matters that may reasonably be thought to bear on our independence, and where applicable, related safeguards.

Report on the Supplementary Information Required Under Revenue Regulations No. 15-2010 of the Bureau of Internal Revenue

Our audit was conducted for the purpose of forming an opinion on the basic separate financial statements taken as a whole. The supplementary information in Note 18 to the basic separate financial statements is presented for purposes of filing with the Bureau of Internal Revenue and is not a required part of the basic separate financial statements. Such supplementary information is the responsibility of management. The supplementary information has been subjected to the auditing procedures applied in our audit of the basic separate financial statements. In our opinion, the supplementary information is fairly stated, in all material respects, in relation to the basic separate financial statements taken as a whole.

The engagement partner on the audit resulting in this independent auditors' report is Tireso Randy F. Lapidez.

R.G. MANABAT & CO.



TIRESO RANDY F. LAPIDEZ
Partner

CPA License No. 0092183

SEC Accreditation No. 1472-AR-1, Group A, valid until July 2, 2021

Tax Identification No. 162-411-175

BIR Accreditation No. 08-001987-34-2017

Issued September 4, 2017; valid until September 3, 2020

PTR No. MKT 8116769

Issued January 2, 2020 at Makati City

June 29, 2020

Makati City, Metro Manila

WATERFRONT PHILIPPINES, INCORPORATED

SEPARATE FINANCIAL STATEMENTS
December 31, 2019 and 2018

With Independent Auditors' Report

WATERFRONT PHILIPPINES, INCORPORATED
SEPARATE STATEMENTS OF FINANCIAL POSITION

		December 31	
	Note	2019	2018
ASSETS			
Current Assets			
Cash in bank	13	P73,057	P88,118
Due from related parties - current portion	5, 13	2,136,098,926	1,800,739,522
Total Current Assets		2,136,171,983	1,800,827,640
Noncurrent Assets			
Investments and advances to subsidiaries	4, 13	2,286,888,118	2,281,222,783
Due from related parties - noncurrent portion	5, 13	563,875,000	911,705,248
Deferred tax asset	10	53,977,137	36,000,000
Property and equipment - net	6	390,241	596,491
Other noncurrent assets		8,865,465	2,539,000
Total Noncurrent Assets		2,913,995,961	3,232,063,522
		P5,050,167,944	P5,032,891,162
LIABILITIES AND EQUITY			
Current Liabilities			
Accrued expenses and other payables	7, 13	P1,059,966,475	P987,466,908
Due to related parties - current portion	5, 13	690,290,680	798,903,671
Loan payable	8, 13	375,000,000	375,000,000
Income tax payable		10,839,467	7,789,104
Total Current Liabilities		2,136,096,622	2,169,159,683
Noncurrent Liability			
Due to related parties - noncurrent portion	5, 13	777,192,092	719,303,255
		2,913,288,714	2,888,462,938
Equity			
Capital stock	12	2,498,991,753	2,498,991,753
Additional paid-in capital		706,364,357	706,364,357
Accumulated deficit		(1,068,476,880)	(1,060,927,886)
Net Equity		2,136,879,230	2,144,428,224
		P5,050,167,944	P5,032,891,162

See Notes to the Separate Financial Statements.

WATERFRONT PHILIPPINES, INCORPORATED
SEPARATE STATEMENTS OF COMPREHENSIVE LOSS

		Years Ended December 31		
	<i>Note</i>	2019	2018	2017
REVENUE				
Interest income	5	P98,642,185	P53,395,436	P31,076,335
GENERAL AND ADMINISTRATIVE EXPENSES				
Taxes and licenses		6,652,598	341,302	502,215
Impairment losses	4, 5	1,453,561	437,685	747,412
Professional fees		1,324,800	1,671,264	2,005,532
Representation and entertainment		750,000	3,498,550	3,681,742
Annual meeting expenses		27,500	60,372	1,923,483
Supplies		507	3,855,049	8,357,566
Data processing expenses		-	13,125	656,731
Others	9	5,861,860	3,336,196	2,322,636
		16,070,826	13,213,543	20,197,317
INCOME BEFORE OTHER EXPENSES (INCOME) AND INCOME TAX				
		82,571,359	40,181,893	10,879,018
OTHER EXPENSES (INCOME)				
Interest expense	5, 8	111,610,252	90,150,436	60,000,000
Accretion income	5	(8,436,540)	(8,075,817)	(7,730,518)
Miscellaneous income		(6,825,371)	(2,741,203)	-
		96,348,341	79,333,416	52,269,482
LOSS BEFORE INCOME TAX BENEFIT				
		(13,776,982)	(39,151,523)	(41,390,464)
INCOME TAX BENEFIT	10	(6,227,988)	(10,210,896)	(13,500,777)
NET LOSS/TOTAL COMPREHENSIVE LOSS				
		(P7,548,994)	(P28,940,627)	(P27,889,687)

See Notes to the Separate Financial Statements.

WATERFRONT PHILIPPINES, INCORPORATED
SEPARATE STATEMENTS OF CHANGES IN EQUITY

		Years Ended December 31		
	<i>Note</i>	2019	2018	2017
CAPITAL STOCK	12	P2,498,991,753	P2,498,991,753	P2,498,991,753
ADDITIONAL PAID-IN CAPITAL		706,364,357	706,364,357	706,364,357
ACCUMULATED DEFICIT				
Balance at beginning of year		(1,060,927,886)	(1,031,987,259)	(1,004,097,572)
Net loss for the year		(7,548,994)	(28,940,627)	(27,889,687)
Balance at end of year		(1,068,476,880)	(1,060,927,886)	(1,031,987,259)
		P2,136,879,230	P2,144,428,224	P2,173,368,851

See Notes to the Separate Financial Statements.

WATERFRONT PHILIPPINES, INCORPORATED
SEPARATE STATEMENTS OF CASH FLOWS

Years Ended December 31				
	<i>Note</i>	2019	2018	2017
CASH FLOWS FROM OPERATING ACTIVITIES				
Loss before income tax benefit		(P13,776,982)	(P39,151,523)	(P41,390,464)
Adjustments for:				
Interest expense	5, 8	111,610,252	90,150,436	60,000,000
Impairment losses	4, 5	1,453,561	437,685	747,412
Depreciation and amortization	6	206,250	206,250	229,107
Accretion income	5	(8,436,540)	(8,075,817)	(7,730,518)
Interest income	5	(98,642,185)	(53,395,436)	(31,076,335)
		(7,585,644)	(9,828,405)	(19,220,798)
Changes in accrued expenses and other payables		12,143,546	(30,233,972)	(131,719)
		4,557,902	(40,062,377)	(19,352,517)
Income taxes paid		(7,789,104)	(4,499,223)	(4,172,068)
Net cash used in operating activities		(3,231,202)	(44,561,600)	(23,524,585)
CASH FLOWS FROM AN INVESTING ACTIVITY				
Increase in other noncurrent assets		(6,803,916)	-	-
CASH FLOWS FROM A FINANCING ACTIVITY				
Net advances from related parties	4, 5	10,020,057	44,367,212	23,134,727
NET DECREASE IN CASH IN BANK		(15,061)	(194,388)	(389,858)
CASH IN BANK AT BEGINNING OF YEAR		88,118	282,506	672,364
CASH IN BANK AT END OF YEAR	13	P73,057	P88,118	P282,506

See Notes to the Separate Financial Statements.

WATERFRONT PHILIPPINES, INCORPORATED
NOTES TO THE SEPARATE FINANCIAL STATEMENTS

1. Reporting Entity

Waterfront Philippines, Incorporated (the Company) was incorporated in the Philippines and registered with the Philippine Securities and Exchange Commission (SEC) on September 23, 1994. The Company is listed on the Philippine Stock Exchange (PSE) and is 46%-owned by The Wellex Group, Inc. (TWGI), an entity registered and domiciled in the Philippines.

The details of the equity interest of the Company in its subsidiaries as at December 31, 2019 and 2018 are as follows:

	Percentage of Ownership	
	Direct	Indirect
Hotels and Resorts		
Waterfront Cebu City Casino Hotel, Incorporated (WCCCHI)	100	-
Waterfront Mactan Casino Hotel, Incorporated (WMCHI)	100	-
Davao Insular Hotel Company, Inc. (DIHCI)	98	-
Acesite (Phils.) Hotel Corporation (APHC)	56	-
Grand Ilocandia Resort and Development, Inc. (GIRDI)	54	-
Real Estate		
Acesite Realty, Inc. (formerly CIMA Realty Phils., Inc.) (through direct ownership in APHC)	-	56
Fitness Gym		
Waterfront Wellness Group, Inc. (WWGI)	100	-
International Marketing and Promotion of Casinos		
Waterfront Promotion Ltd. (WPL)	100	-
Mayo Bonanza, Inc. (MBI)	100	-
Club Waterfront International Limited (CWIL) (through direct ownership in WPL)	-	100
Pastries Manufacturing		
Waterfront Food Concepts, Inc. (WFC)	100	-
Hotel Management and Operation		
Waterfront Hotel Management Corporation (WHMC)	100	-
Waterfront Entertainment Corporation (WEC)	100	-

The Company and all of the above subsidiaries (collectively referred to as the Group) were incorporated in the Philippines, except for WPL and CWIL, which were registered in the Cayman Islands.

The Company's percentages of ownership for the above subsidiaries are the same in 2019, 2018 and 2017.

The registered office of the Company is located at No. 1 Waterfront Drive, Off Salinas Drive, Lahug, Cebu City, Cebu.

Status of APHC Operation

On March 18, 2018, a fire broke out in APHC's hotel property that damaged the lower floors of the main building as well as the podium building occupied by the casino area and restaurants in APHC's hotel property that resulted to the suspension of its hotel operations. Based on the Fire Certification issued by the Bureau of Fire Protection - National Headquarters on April 23, 2018, the cause of the subject fire has been declared and classified as "accidental in nature". APHC incurred casualty losses due to damages on its inventories and hotel property. APHC has filed for property damage and business insurance claims amounting to P1.93 billion from its insurance company and, as at the auditors' report date, received reimbursements totaling to P785.01 million. Further, in 2018, APHC has started the reconstruction and restoration of the main hotel and podium buildings.

As at December 31, 2019 and 2018, APHC recognized gains on insurance claims amounting to P234.09 million and P629.07 million, respectively, of which P431.25 million and P300.00 million were received in 2019 and 2018, respectively, and the remainder relates to the portion of the claims already confirmed by the insurance company. In accordance with Philippine Financial Reporting Standards (PFRSs), APHC has not recognized the remaining claim amounting to P1.07 billion that is still for confirmation by the insurance company.

2. Basis of Preparation

Basis of Accounting

These separate financial statements have been prepared in compliance with PFRSs. They were approved and authorized for issue by the Company's Board of Directors (BOD) on June 29, 2020.

In full compliance with Philippine Accounting Standard (PAS) 27, *Consolidated and Separate Financial Statements*, the Company has prepared consolidated financial statements for the same periods in which it consolidates all investments in subsidiaries in accordance with the said standard. Such consolidated financial statements provide information about the economic activities of the Group of which the Company is the parent. Details of the Company's significant accounting policies are included in Note 17.

Users of these separate financial statements should read them together with the consolidated financial statements as at and for the year ended December 31, 2019 in order to obtain full information on the consolidated financial position, consolidated comprehensive loss and consolidated cash flows of the Company and its subsidiaries as a whole. The consolidated financial statements can be obtained from the SEC and from the website of the PSE (www.pse.com.ph).

This is the first set of the Company's separate financial statements in which PFRS 16, *Leases*, has been applied. Changes to significant accounting policies are disclosed in Note 17.

Basis of Measurement

The separate financial statements have been prepared on the historical cost basis of accounting.

Functional and Presentation Currency

The separate financial statements are presented in Philippine peso, which is the Company's functional currency. All financial information is rounded off to the nearest peso, unless otherwise stated.

3. Use of Judgment and Estimates

In preparing these separate financial statements, management has made judgment, estimates and assumptions that affect the application of the Company's accounting policies and the reported amounts of assets, liabilities, income and expenses. Actual results may differ from these estimates.

Estimates and underlying assumptions are reviewed on an ongoing basis. Revisions to accounting estimates are recognized prospectively.

Judgment

Information about judgment in applying accounting policies that have the most significant effect in the amounts recognized in the separate financial statements is as follows:

Provisions and Contingencies

The Company is currently involved in certain cases. The estimate of the probable costs for the resolution of these claims has been developed in consultation with outside counsels handling the Company's defense in these matters and is based upon an analysis of potential results. The Company currently does not believe that these proceedings will have a material adverse effect on its financial position. It is possible, however, that future results of operations could be materially affected by changes in the estimates or in the effectiveness of the strategies relating to these proceedings.

Further details on provisions and contingencies are disclosed in Note 14.

Classifying Financial Instruments

The Company exercises judgment in classifying a financial instrument, or its component parts, on initial recognition as a financial asset, a financial liability, or an equity instrument in accordance with the substance of the contractual agreement and the definition of a financial asset, financial liability or an equity instrument. The substance of a financial instrument, rather than its legal form, governs its classification in the separate statement of financial position.

Assumptions and Estimation Uncertainties

Information about assumptions and estimation uncertainties that have a significant risk of resulting in a material adjustment within the next financial year is as follows:

Fair Value Estimation

If the financial instruments are not traded in an active market, the fair value is determined using valuation techniques. Where valuation techniques are used to determine fair values, they are validated and periodically reviewed by qualified personnel, independent of the area calibrated to ensure that outputs reflect actual data and comparative market prices. To the extent practical, models use only observable data, however areas such as credit risk (both own and counterparty), volatilities and correlations require management to make estimates. Change in assumptions about these factors could affect reported fair values of financial instruments.

Further details on the carrying amount of financial instruments are disclosed in Note 13.

Allowance for Impairment Losses on Financial Instruments

The Company uses the expected credit losses (ECL) model in estimating the level of allowance which includes forecasts of future events and conditions. A credit loss is the difference between the cash flows that are expected to be received discounted at the original effective interest rate (EIR). PFRS 9, *Financial Instruments*, requires the Company to record ECL on all of its financial instruments, either on a 12-month or lifetime basis. The Company applied the simplified approach to receivables from third parties and its related parties and recorded the lifetime ECL. The model represents a probability-weighted estimate of the difference over the remaining life of the receivables. Lifetime ECL is calculated by multiplying the lifetime Probability of Default by Loss Given Default (LGD) and Exposure at Default (EAD). LGD is the magnitude of the likely loss if there is a default. The Company estimates LGD parameters based on the history of recovery rates of claims against defaulted counterparties. EAD represents the expected exposure in the event of a default. The Company derives the EAD from the current exposure to the counterparty. The EAD of a financial asset is its gross carrying amount at the time of default. In addition, management assessed the credit risk of the receivables as at the reporting date as low, therefore the Company did not have to assess whether a significant increase in credit risk has occurred.

Further details on impairment losses on advances to subsidiaries and due from related parties are disclosed in Notes 4 and 5, respectively.

Useful Lives of Property and Equipment

The Company estimates the useful lives of property and equipment based on the period over which the assets are expected to be available for use. The estimated useful lives of property and equipment are reviewed at each reporting date and are updated if expectations differ from previous estimates due to physical wear and tear, technical or commercial obsolescence and legal or other limits on the use of the assets. In addition, estimation of the useful lives of property and equipment is based on the collective assessment of industry practice, internal technical evaluation and experience with similar assets. It is possible, however, that future results of operations could be materially affected by changes in estimates brought about by changes in the factors mentioned above.

Further details on the carrying amount of property and equipment are disclosed in Note 6.

Impairment of Nonfinancial Assets

The Company's policy on estimating the impairment of nonfinancial assets is discussed in Note 17. The Company assesses at each reporting date whether there is an indication that the carrying amount of nonfinancial assets may be impaired or that the previously recognized impairment losses may no longer exist or may have decreased. If such indication exists, the recoverable amount is estimated.

The factors that the Company considers important which could trigger an impairment review include the following:

- significant underperformance relative to the expected historical or projected future operating results;
- significant changes in the manner of use of the acquired assets or the strategy for overall business; and
- significant negative industry or economic trends.

As at December 31, 2019 and 2018, no indication of impairment exists for the Company's nonfinancial assets.

Deferred Tax Asset

Deferred tax asset is recognized for separate financial statements and tax differences to the extent that it is probable that taxable profit will be available against which the difference can be utilized. Significant management judgment is required to determine the amount of deferred tax asset that can be recognized, based upon the likely timing and the level of future taxable profits, together with future tax planning strategies.

Further details on deferred tax asset is disclosed in Note 10.

4. Investments and Advances to Subsidiaries

Investments and advances to subsidiaries consists of the following (amounts in thousands):

	December 31, 2019										Total
	WCCCHI	WMCHI	DIHCI	APHC	GIRDI	WWGI	MBI	WFC	WHMC	WEC	
Investment cost	P1,013,800	P13,800	P584,363	P479,228	P253,667	P625	P25	P125	P125	P125	P2,345,883
Advances	-	-	-	195,572	-	1,726	4,746	1,328	87,437	-	290,809
Deposit for stock subscription	-	-	-	-	-	13,000	35,000	6,000	-	-	54,000
Total	1,013,800	13,800	584,363	674,800	253,667	15,351	39,771	7,453	87,562	125	2,690,692
Allowance for impairment losses	-	-	-	-	(253,667)	(15,351)	(39,771)	(7,453)	(87,562)	-	(403,804)
	P1,013,800	P13,800	P584,363	P674,800	P -	P -	P -	P -	P -	P125	P2,286,888

	December 31, 2018										Total
	WCCCHI	WMCHI	DIHCI	APHC	GIRDI	WWGI	MBI	WFC	WHMC	WEC	
Investment cost	P13,800	P13,800	P584,363	P479,228	P253,667	P625	P25	P125	P125	P125	P1,345,883
Advances	-	-	-	189,907	-	999	4,746	601	87,437	-	283,690
Deposit for stock subscription	1,000,000	-	-	-	-	13,000	35,000	6,000	-	-	1,054,000
Total	1,013,800	13,800	584,363	669,135	253,667	14,624	39,771	6,726	87,562	125	2,683,573
Allowance for impairment losses	-	-	-	-	(253,667)	(14,624)	(39,771)	(6,726)	(87,562)	-	(402,350)
	P1,013,800	P13,800	P584,363	P669,135	P -	P -	P -	P -	P -	P125	P2,281,223

Deposits to Subsidiaries

As part of the Company's continuing commitment and guarantee for the subsidiaries to continue as going concern entities, the Company and its subsidiaries agreed to set aside a portion of the Company's outstanding advances to the subsidiaries as deposits for future stock subscriptions. The amounts set aside will be used as subscription payments by the Company once the planned increase in the authorized capital stock of the subsidiaries will materialize.

In 2013, the Company and WCCCHI agreed to set aside portion of the subsidiary's outstanding payable to the former amounting to P1,000.00 million as deposits for future stock subscription which will be ultimately used as subscription payments once the planned increase in the authorized capital stock of the subsidiary has materialized. On December 27, 2019, the deposits for future subscription was used to subscribe 1 billion shares of common stock with the subsidiary with a par value of P1 per share.

Advances to Subsidiaries

Advances to subsidiaries mainly represent funds provided to primarily support the subsidiaries' daily operations.

The advances to subsidiaries are annually renegotiated and repriced based on the agreement entered by the Company and subsidiaries.

Discussed below are the descriptions and the financial information of each subsidiary.

WCCCHI

WCCCHI was incorporated and registered with the SEC on September 23, 1994, primarily to own and operate hotels and other related businesses. The facilities of WCCCHI include an international convention center, an international casino building and a 561-room deluxe hotel at the former Lahug Airport, Cebu City. WCCCHI started operations in 1998.

The significant information on the financial statements of WCCCHI is as follows (in thousands):

	2019	2018
Total current assets	P825,147	P675,406
Total assets	5,730,276	4,653,279
Total current liabilities	616,121	667,420
Total liabilities	2,440,360	3,241,432
Revenue	1,234,109	1,119,779
Net income	229,767	152,817

WMCHI

WMCHI was incorporated and registered with the SEC on September 23, 1994, primarily to own and operate hotels and other related businesses. The facilities of WMCHI include an international casino and a 167-room deluxe hotel (Airport Hotel Project) at the Mactan Cebu International Airport. WMCHI started commercial operations in 1996.

The significant information on the financial statements of WMCHI is as follows (in thousands):

	2019	2018
Total current assets	P922,858	P640,270
Total assets	1,992,112	1,545,953
Total current liabilities	165,035	164,761
Total liabilities	554,190	350,321
Revenue	445,979	424,034
Net income	140,788	100,607

DIHCI

DIHCI was incorporated and registered with the SEC in the Philippines on July 3, 1959 to engage primarily in the operation of hotel and hotel-related businesses.

The registered office and principal place of business of DIHCI is at Waterfront Insular Hotel Davao, Km. 8000 Lanang, Davao City.

The significant information on the financial statements of DIHCI is as follows (in thousands):

	2019	2018
Total current assets	P228,601	P172,981
Total assets	1,119,261	750,406
Total current liabilities	84,574	57,554
Total liabilities	341,160	217,859
Revenue	253,808	240,876
Net income	19,726	17,328

APHC

APHC was incorporated and registered with the SEC on October 10, 1952 primarily to engage in the business of operating a hotel, or other accommodations, for the general public and to construct such facilities as may be reasonably necessary or useful in connection with the same.

APHC is the owner and operator of Manila Pavilion Hotel. The corporate life of APHC has been extended up to 2052. APHC's shares have been listed in the PSE since December 5, 1986.

The registered office and principal place of business of APHC is at 7th Floor, Manila Pavilion Hotel, United Nations Avenue, Ermita, Manila.

The significant information on the consolidated financial statements of APHC is as follows (in thousands):

	2019	2018
Total current assets	P433,978	P656,380
Total assets	2,381,211	1,787,276
Total current liabilities	904,245	329,362
Total liabilities	1,069,789	545,446
Revenue	-	62,731
Net income (loss)	67,595	(348,389)

GIRDI

GIRDI was incorporated and registered with the SEC on December 18, 1990 to engage in the hotel and resort business. Its registered office is located at No. 37 Calayab, Laoag City, Ilocos Norte.

In 2000, management decided to temporarily stop the commercial operations of GIRDI. The Company has provided an allowance for impairment losses on its investment to GIRDI. The allowance for impairment losses on investment amounted to P253.67 million as at December 31, 2019 and 2018.

The significant information on the financial statements of GIRDI is as follows (in thousands):

	2019	2018
Total assets	P469,656	P470,322
Total liabilities	37,711	38,258
Revenue	1,662	1,613
Net (loss) income	(120)	90

WWGI

WWGI, formerly known as W Citigyms & Wellness, Inc., was incorporated and registered with the SEC on January 26, 2006, to engage in, conduct and carry on the general business of sporting and other recreational activities. The facilities of WWGI, which commenced commercial operations on May 1, 2006, include a fitness gym with top-of-the line equipment and amenities. WWGI also offers in-house massage for guests staying in WCCCHI, a fellow subsidiary.

Due to accumulated losses which resulted to a capital deficiency of P43.18 million, the Company has provided an allowance for impairment losses on its investment in and advances to WWGI. The allowance for impairment losses on its investment and advances amounted to P0.63 million, P14.73 million as at December 31, 2019, respectively and P0.63 million, P14.00 million as at December 31, 2018, respectively.

The significant information on the financial statements of WWGI is as follows (in thousands):

	2019	2018
Total current assets	P17,560	P18,056
Total assets	20,506	21,536
Total current liabilities	50,253	49,366
Total liabilities	63,686	64,225
Revenue	13,301	11,422
Net loss	(1,085)	(7,618)

WPL and CWIL

WPL and its wholly-owned subsidiary, CWIL, were incorporated in the Cayman Islands on March 6, 1995 and June 11, 1996, respectively.

WPL and CWIL's primary business purpose is to invite and organize groups of foreign casino players to play in Philippine casinos pursuant to certain agreements entered into with the Philippine Amusement and Gaming Corporation (PAGCOR) under the latter's Foreign High-Roller Marketing Program (the Program). WPL and its subsidiary's participation with PAGCOR's Program, however, has been terminated in 2003 due to unfavorable economic conditions.

To support the Program, WPL and CWIL entered into several agreements with various junket operators to market and promote the Philippine casinos to foreign casino players. In consideration for marketing and promoting of the Philippine casinos, these operators receive certain incentives such as free hotel accommodations, free airfares, and rolling commissions from the Group. Due to the termination of the WPL and CWIL's participation with PAGCOR's Program, agreements with the junket operators were also terminated.

The significant information on the consolidated financial statements of WPL is as follows (in thousands):

	2019	2018
Total assets	\$4,325	\$4,364
Total liabilities	1,362	1,214
Net income	(187)	47

MBI

MBI was incorporated and registered with the SEC on November 24, 1995. Its primary purpose is to establish, operate, and manage the business of amusement, entertainment, and recreation facilities for the use of the paying public. MBI entered into an agreement with the PAGCOR whereby the latter shall operate the former's slot machines outside of casinos in line with PAGCOR's slot machine arcade project.

Due to accumulated losses which resulted to a capital deficiency of P43.86 million, the Company have provided an allowance for impairment losses on its investment in and advances to MBI. The allowance for impairment losses on its investment and advances amounted to P0.02 million, P39.75 million as at December 31, 2019 and 2018.

The significant information on the financial statements of MBI is as follows (in thousands):

	2019	2018
Total current assets	P328	P2,213
Total assets	328	3,001
Total current liabilities	9,191	9,133
Total liabilities	44,191	44,133
Net loss	(2,730)	(56)

WFC

WFC was incorporated and registered with the SEC on January 26, 2004 to engage in the operation of restaurants and food outlets and to manufacture baked and unbaked desserts, breads and pastries supplied to in-store bakeries, coffee shops and food service channels.

Due to accumulated losses which resulted to a capital deficiency of P50.92 million, the Company has provided an allowance for impairment losses on its investment in and advances to WFC. The allowance for impairment losses on its investment and advances amounted to P0.13 million, P7.33 million at December 31, 2019, respectively and P0.13 million, P6.60 million as at December 31, 2018, respectively.

The significant information on the financial statements of WFC is as follows (in thousands):

	2019	2018
Total current assets	P6,319	P5,870
Total assets	6,543	5,926
Total current liabilities	51,461	46,730
Total liabilities	57,461	52,949
Revenue	2,212	2,188
Net loss	(3,896)	(2,321)

WHMC

WHMC was incorporated and registered with the SEC on March 31, 2003, to engage in the management and operation of hotels, except management of funds, portfolios, securities and other similar assets of the managed entities.

In 2014, management decided to temporarily stop the commercial operations of WHMC.

Due to accumulated losses which resulted to a capital deficiency of P121.18 million, the Company has provided an allowance for impairment losses on its investment in and advances to WHMC. The allowance for impairment losses on its investment and advances amounted to P0.13 million and P87.44 million as at December 31, 2019 and 2018.

The significant information on the financial statements of WHMC is as follows (in thousands):

	2019	2018
Total current assets	P828	P101
Total assets	828	101
Total current liabilities	122,006	118,709
Total liabilities	122,006	118,709
Net loss	(2,570)	(58)

WEC

WEC was incorporated and registered with the SEC on August 13, 2003 to engage in the business of producing and co-producing concerts and shows.

The significant information on the financial statements of WEC is as follows (in thousands):

	2019	2018
Total current assets	P16,951	P13,376
Total assets	18,562	13,642
Total current liabilities	9,874	6,919
Total liabilities	11,349	7,392
Revenue	11,477	11,477
Net income	1,463	2,110

5. Related Party Transactions

The Company's related party transactions are composed of its subsidiaries enumerated in Notes 1 and 4, its key management personnel (KMP) and related parties enumerated in the table below:

Related Parties	Relationship with the Company
TWGI	Parent
Pacific Rehouse Corp. (PRC)	Stockholder
Crisanta Realty Development Corp. (CRDC)	Stockholder
Westland Pacific Properties Corporation (WPPC)	Stockholder
Pacific Wide Realty Development Corp. (PWRDC)	Stockholder
Philippine Estates Corporation (PHES)	Stockholder
Forum Holdings Corporation (FHC)	Stockholder
Plastic City Industrial Corporation (PCIC)	Under common control
Acesite Leisure Entertainment Corporation (ALEC)	Under common control*
East Asia Oil & Mining Company, Inc. (East Asia)	Stockholder

*ALEC was an unconsolidated pre-operating subsidiary incorporated in 2017 that was immaterial to the Group's consolidated financial statements as at December 31, 2018. In 2019, ALEC no longer qualified as a subsidiary of the Group.

Significant Transactions with Related Parties

The Company's transactions with related parties consist of (in thousands):

Category/ Transaction	Year	Note	Amount of the Transaction	Due from Related Parties		Due to Related Parties		Investment and Advances to Subsidiaries	Terms and Conditions
				Current	Noncurrent	Current	Noncurrent		
Parent									
▪ TWGI									
- Advances,	2019	5a	(P48,365)	P970,479	P -	P -	P -	P -	Secured; interest-bearing; due in one year subject to renewal; net of allowance for impairment
interest and	2018	5a	296,831	1,018,844	-	-	-	-	
settlement	2017	5a	22,204	722,013	-	-	-	-	
Stockholders									
▪ PRC									
- Advances,	2019	5a	10,651	563,268	-	-	-	-	Secured; interest-bearing; due in one year subject to renewal; not impaired
interest and	2018	5a	10,836	552,617	-	-	-	-	
settlement	2017	5a	10,623	541,781	-	-	-	-	
▪ CRDC									
- Advances	2019	5a	16,798	395,196	-	-	-	-	Unsecured; interest-bearing; due in five years; not impaired
	2018	5a	15,540	22,395	356,003	-	-	-	
	2017	5a	15,196	14,930	347,928	-	-	-	
▪ WPPC									
- Advances	2019	5a	8,173	-	563,875	-	-	-	Unsecured; interest-bearing; due in three years; not impaired
	2018	5a	555,702	-	555,702	-	-	-	
		5a	-	-	-	-	-	-	
▪ PWRDC									
- Advances	2019	5b	-	160,000	-	-	-	-	Unsecured; noninterest-bearing; due on demand; not impaired
	2018	5b	160,000	160,000	-	-	-	-	
	2018	5b	-	-	-	-	-	-	
▪ Other									
- Advances	2019	5b	(1,294)	106,775	-	-	-	-	Unsecured; noninterest-bearing; due on demand; not impaired
and interest	2018	5b	-	108,069	-	-	-	-	
	2017	5b	12,500	108,069	-	-	-	-	
Subsidiaries									
▪ WCCCHI									
- Advances	2019	4, 5c	55,206	-	-	22,283	777,192	-	Unsecured; interest-bearing; due in three years
and	2018	4, 5c	(1,165,528)	-	-	135,378	719,303	-	
settlement	2017	4, 5e	(199,974)	-	-	-	-	310,847	
- Deposit	2019	4, 5f	(1,000,000)	-	-	-	-	-	Unsecured; noninterest-bearing; not impaired
	2018	4, 5f	-	-	-	-	-	1,000,000	
	2017	4, 5f	-	-	-	-	-	1,000,000	
▪ WMCHI									
- Advances	2019	4, 5d	537	-	-	259,160	-	-	Unsecured; noninterest-bearing; due on demand
and	2018	4, 5d	43,093	-	-	258,623	-	-	
settlement	2017	4, 5d	25,995	-	-	215,530	-	-	
▪ DIHCI									
- Advances	2019	4, 5d	-	-	-	3,874	-	-	Unsecured; noninterest-bearing; due on demand
and	2018	4, 5d	(5,620)	-	-	3,874	-	-	
settlement	2017	4, 5d	7,171	-	-	-	-	1,746	
▪ APHC									
- Advances	2019	4, 5d	5,665	-	-	-	-	195,572	Unsecured; noninterest-bearing; due on demand; not impaired
and	2018	4, 5e	189,784	-	-	-	-	189,907	
settlement	2017	4, 5e	173,570	-	-	-	-	123	
▪ ALEC									
- Advances	2019	4, 5d	4,465	-	-	4,465	-	-	Unsecured; noninterest-bearing; due on demand
and settlement	2018	4, 5d	-	-	-	-	-	-	
	2017	4, 5d	-	-	-	-	-	-	

Forward

Category/ Transaction	Year	Note	Amount of the Transaction	Due from Related Parties		Due to Related Parties		Investment and Advances to Subsidiaries	Terms and Conditions
				Current	Noncurrent	Current	Noncurrent		
▪ GIRDI									
- Advances and settlement	2019	4, 5d	(P2,274)	P -	P -	P201,620	P -	P -	Unsecured; noninterest-bearing; due on demand; fully impaired
	2018	4, 5d	(2,002)	-	-	203,894	-	-	
	2017	4, 5d	(1,942)	-	-	205,896	-	-	
▪ WWGI									
- Advances and settlement	2019	4, 5e	727	-	-	-	-	1,726	Unsecured; noninterest-bearing; due on demand; fully impaired
	2018	4, 5e	187	-	-	-	-	999	
	2017	4, 5e	165	-	-	-	-	812	
- Deposit	2019	4, 5f	-	-	-	-	-	13,000	Unsecured; noninterest-bearing
	2018	4, 5f	-	-	-	-	-	13,000	
	2017	4, 5f	-	-	-	-	-	13,000	
▪ MBI									
- Advances and settlement	2019	4, 5e	-	-	-	-	-	4,746	Unsecured; noninterest-bearing; due on demand; fully impaired
	2018	4, 5e	(2,742)	-	-	-	-	4,746	
	2017	4, 5e	344	-	-	-	-	7,488	
- Deposit	2019	4, 5f	-	-	-	-	-	35,000	Unsecured; noninterest-bearing
	2018	4, 5f	-	-	-	-	-	35,000	
	2017	4, 5f	-	-	-	-	-	35,000	
▪ WFC									
- Advances and settlement	2019	4, 5e	727	-	-	-	-	1,328	Unsecured; noninterest-bearing; due on demand; fully impaired
	2018	4, 5e	194	-	-	-	-	601	
	2017	4, 5e	166	-	-	-	-	407	
- Deposit	2019	4, 5f	-	-	-	-	-	6,000	Unsecured; noninterest-bearing
	2018	4, 5f	-	-	-	-	-	6,000	
	2017	4, 5f	-	-	-	-	-	6,000	
▪ WHMC									
- Advances and settlement	2019	4, 5e	-	-	-	-	-	87,437	Unsecured; noninterest-bearing; due on demand; fully impaired
	2018	4, 5e	57	-	-	-	-	87,437	
	2017	4, 5e	72	-	-	-	-	87,380	
▪ WEC									
- Advances and settlement	2019	4, 5d	1,754	-	-	4,005	-	-	Unsecured; noninterest-bearing; due on demand
	2018	4, 5d	(97)	-	-	2,251	-	-	
	2017	4, 5d	2,439	-	-	2,348	-	-	
▪ WPL									
- Advances and settlement	2019	4, 5d	-	-	-	194,884	-	-	Unsecured; noninterest-bearing; due on demand
	2018	4, 5d	(115)	-	-	194,884	-	-	
	2017	4, 5d	(127)	-	-	194,999	-	-	
Allowance for impairment losses	2019	5h		(59,619)	-	-	-	(149,237)	
	2018	5h		(61,185)	-	-	-	(147,783)	
	2017	5h		(61,185)	-	-	-	(150,087)	
TOTAL	2019			P2,136,099	P563,875	P690,291	P777,192	P195,572	
TOTAL	2018			P1,800,740	P911,705	P798,904	P719,303	P1,189,907	

a. Interest-bearing Advances to Related Parties

The Company granted interest-bearing advances to TWGI, PRC, CRDC and WPPC.

TWGI and PRC

The advances granted to TWGI and PRC were substantially used to finance the acquisition or development of real properties for the Company. These advances are due in one year subject to renewal and charge interest at 2% per annum. TWGI paid P97.83 million and P10.11 million in 2019 and 2018, respectively, while PRC had no payments in 2019 and 2018.

In a Resolution dated February 5, 2015, the Company, TWGI and PRC entered into a Memorandum of Understanding (MOU) whereby the parties agreed that the outstanding balance of the advances from TWGI and PRC will be settled using parcels of land owned by PRC.

On April 3, 2019, the Company, TWGI and PRC made amendments to the previously issued MOU for the inclusion of the new outstanding liabilities of PWRDC to the Company. The amended MOU stated that PWRDC shall be a party to the said MOU, and all references to any obligation or rights that PWRDC shall have under the said MOU shall be in force. All other terms and conditions shall remain unchanged.

As at December 31, 2019, the fair value of PRC's land based on valuation performed by an accredited independent appraiser, with a recognized and relevant professional qualification and with recent experience in the locations and categories of the land being valued, amounted to P7.76 billion.

On April 11, 2018, TWGI initiated the transfer of certain parcels of land totaling to P96.87 million located in Puerto Princesa, Palawan as partial settlement of the advances. On April 11, 2019, the deed of absolute sale for the transfer of certain parcels of land was signed.

On December 9, 2019, PRC initiated the transfer of certain parcels of land located in Jaro, Iloilo as partial settlement of the advances.

Interest receivable from TWGI amounted to P200.54 million and P151.07 million as at December 31, 2019 and 2018, respectively, while interest receivable from PRC amounted to P87.75 million and P77.10 million as at December 31, 2019 and 2018, respectively. Allowance for impairment losses on receivables from TWGI amounted to P59.62 million as at December 31, 2019 and 2018.

CRDC

On December 21, 2015, the Company granted advances to CRDC with an interest of 2% per annum and maturity on December 21, 2020. Interest receivable from CRDC amounted to P30.76 million and P22.40 million as at December 31, 2019 and 2018, respectively. It was agreed that CRDC has the option to pay the balance before maturity date without payment of penalty fees and in case the latter refuses or fails to pay the principal and interest within the time agreed upon, the same shall be due and demandable. Accretion income of P8.44 million, P8.08 million and P7.73 million was recognized in 2019, 2018 and 2017, respectively.

WPPC

On June 1, 2018, the Company granted advances to WPPC amounting to P500.00 million for general corporate purposes. The advances bear interest at 7.5% per annum and repayable in lump-sum at maturity on June 1, 2021. Interest receivable from WPPC amounted to P63.88 and P21.88 million as at December 31, 2019 and 2018, respectively.

On December 31, 2018, the Company granted additional advances to WPPC amounting to P33.83 million for general corporate purposes which was also paid in 2019. The advances bear interest at 7.5% per annum and repayable in lump-sum at maturity. WPPC paid P33.83 million in 2019.

b. Noninterest-bearing Advances to Related Parties

The Company granted noninterest-bearing advances to PWRDC, PHES, FHC, PCIC, and East Asia. The said advances are due and demandable at anytime.

PWRDC

On July 5, 2018, the Company granted noninterest-bearing, collateral-free advances to PWRDC which are due on demand (see Note 5a).

PHES, FHC, PCIC and East Asia

The Company has noninterest-bearing, collateral-free advances to PHES, FHC, PCIC and East Asia with no fixed term of repayment. The said advances are due on demand.

The collectability of the aforementioned advances is unconditionally recognized and guaranteed by TWGI, representing the majority stockholder.

c. Interest-bearing Advances from a Related Party

On June 1, 2018, the Company received advances from WCCCHI with an interest of 7.5% per annum and maturity on June 1, 2021. Interest expense related to the advances recognized in the separate statements of profit or loss and other comprehensive loss amounted to P51.69 million and P30.15 million in 2019 and 2018, respectively. Accrued interest payable to WCCCHI amounted to P88.04 million and P30.15 million as at December 31, 2019 and 2018, respectively.

d. Noninterest-bearing Advances from Related Parties

In the ordinary course of business, the Company obtains noninterest-bearing, collateral-free cash and non-cash advances from related parties for working capital purposes. The above advances are due and demandable at anytime.

e. Advances to Subsidiaries

These mainly represent funds provided to support subsidiaries' daily operations (see Note 4). These include interest charges on loans (see Note 8).

f. Deposits to Subsidiaries

These represent amounts set aside that will be used as subscription payments by the Company once the planned increase in the authorized capital stock of the subsidiaries will materialize (see Note 4).

g. KMP

Currently, the Company is being managed by the Hotels' KMP. Hence, there is no key management compensation and benefits being recorded by the Company.

h. Details of the allowance for impairment losses related to due from and advances to related parties are as follows:

	2019	2018
WHMC	P87,437,170	P87,437,170
TWGI	59,619,429	59,619,429
MBI	39,746,418	39,746,418
WWGI	14,725,735	13,998,954
WFC	7,327,529	6,600,749
Others	-	1,565,779
	P208,856,281	P208,968,499

All related party balances, other than those included in the MOU in Note 5a, are expected to be settled in cash.

Total interest income on the abovementioned advances amounted to P98.64 million, P53.40 million and P31.08 million in 2019, 2018 and 2017, respectively.

6. Property and Equipment

Movements in this account are as follows:

	For the Year Ended December 31, 2019		
	Leasehold Improvements	Furniture, Fixtures and Equipment	Total
Cost	P4,815,980	P1,767,795	P6,583,775
Accumulated Depreciation and Amortization			
Beginning balance	4,219,489	1,767,795	5,987,284
Depreciation and Amortization	206,250	-	206,250
Ending balance	4,425,739	1,767,795	6,193,534
Carrying Amount	P390,241	P -	P390,241

	For the Year Ended December 31, 2018		
	Leasehold Improvements	Furniture, Fixtures and Equipment	Total
Cost	P4,815,980	P1,767,795	P6,583,775
Accumulated Depreciation and Amortization			
Beginning balance	4,013,239	1,767,795	5,781,034
Depreciation and Amortization	206,250	-	206,250
Ending balance	4,219,489	1,767,795	5,987,284
Carrying Amount	P596,491	P -	P596,491

7. Accrued Expenses and Other Payables

This account consists of:

	Note	2019	2018
Accrued interest and penalties	8	P1,046,279,481	P986,355,691
Others		13,686,994	1,111,217
	13	P1,059,966,475	P987,466,908

8. Loan Payable

Social Security System (SSS) Loan

On October 28, 1999, the Company obtained a five-year term loan from SSS amounting to P375.00 million originally due on October 29, 2004. The SSS loan bears interest at the prevailing market rate plus 3% or 14.5% per annum, whichever is higher. Interest is repriced annually and is payable semi-annually. Initial interest payments are due 180 days from the date of the release of the proceeds of the loan. The repayment of the principal shall be based on eight (8) semi-annual payments, after a one-year grace period.

The SSS loan was availed to finance the completion of the facilities of WCCCHI. It was secured by a first mortgage over parcels of land owned by Wellex Industries, Inc. (WII), a related party and by the assignment of 200 million common shares of the Company owned by TWGI. The common shares assigned were placed in escrow in the possession of an independent custodian mutually agreed upon by both parties.

On August 7, 2003, when the total loan obligation to SSS, including penalties and interest, amounted to P605.00 million, the Company was considered in default with the payments of the loan obligations, thus, on the same date, SSS executed a foreclosure proceeding on the mortgaged parcels of land. The SSS's winning bid on the foreclosure sale amounting to P198.00 million was applied to penalties and interest amounting to P74.00 million and P124.00 million, respectively. In addition, the Company accrued penalties charged by SSS amounting to P30.50 million covering the month of August until December 2003, and unpaid interest expense of P32.00 million.

The Company, WII and TWGI were given the right to redeem the foreclosed property within one (1) year from October 17, 2003, the date of registration of the certificate of sale. The Company recognized the proceeds of the foreclosure sale as its liability to WII and TWGI. The Company, however, agreed with TWGI to offset this directly against its receivable from the latter. In August 2004, the redemption period for the Company, WII and TWGI expired.

The remaining balance of the SSS loan is secured by the shares of stock of the Company owned by TWGI and shares of stock of WII totaling 235 million and 80 million shares, respectively.

On May 13, 2004, SSS filed a civil suit against the Company for the collection of the total outstanding loan obligation before the Regional Trial Court (RTC) of Quezon City. SSS likewise asked the RTC of Quezon City for the issuance of a writ of preliminary attachment on the collateral property.

On June 18, 2004, the RTC of Quezon City issued its first order granting SSS's request and the issuance of a writ of preliminary attachment based on the condition that SSS shall post an attachment bond in the amount of P452.80 million. After the lapse of three (3) months from the issuance of RTC order, no attachment bond was posted. Thus on September 16, 2004 and September 17, 2004, the Company filed a Motion to Set Aside Order of Attachment and Amended Motion to Set Aside Order of Attachment, respectively.

On January 10, 2005, the RTC of Quezon City issued its second order denying the Company's petition after finding no compelling grounds to reverse or reconsider its initial findings dated June 18, 2004. In addition, since no writ of preliminary attachment was actually issued for failure of SSS to file a bond on the specified date, the RTC granted SSS an extension of 15 days from receipt of its second order to post the required attachment bond.

On February 10, 2005, SSS filed a Motion for Partial Reconsideration of the Order dated January 10, 2005 requesting that it be allowed to post a real property bond in lieu of a cash/surety bond and asking for another extension of 30 days within which to post the said property bond. On March 7, 2005, the Company filed its opposition to the said Motion.

On July 18, 2005, the RTC of Quezon City issued its third order denying the Company's petition and granted SSS the 30 days extension to post the said attachment bond. Accordingly, on August 25, 2005, the Company filed a Motion for Reconsideration (MR).

On September 12, 2005, the RTC of Quezon City issued its fourth order approving SSS's property bond in the total amount of P452.80 million. Accordingly, the RTC ordered the corresponding issuance of the writ of preliminary attachment. On November 3, 2005, the Company submitted a Petition for Certiorari before the Court of Appeals (CA) seeking the nullification of the orders of the RTC of Quezon City dated June 18, 2004, January 10, 2005, July 18, 2005 and September 12, 2005.

On February 22, 2006, the CA granted the Company's petition for the issuance of the Temporary Restraining Order to enjoin the implementation of the orders of the RTC of Quezon City specifically on the issuance of the writ of preliminary attachment.

On March 28, 2006, the CA granted the Company's petition for the issuance of a writ of preliminary injunction prohibiting the RTC of Quezon City from implementing the questioned orders.

On August 24, 2006, the CA issued a decision granting the Petition for Certiorari filed by the Company on November 3, 2005 and nullifying the orders of the RTC of Quezon City dated June 18, 2004, January 10, 2005, July 18, 2005 and September 12, 2005 and consequently making the writ of preliminary injunction permanent.

Accordingly, SSS filed a Petition for Review on Certiorari on the CA's decision before the Supreme Court (SC).

On November 15, 2006, the First Division of the SC issued a Resolution denying SSS's petition for failure of SSS to sufficiently show that the CA committed any reversible error in its decision which would warrant the exercise of the SC's discretionary appellate jurisdiction.

The Company, at various instances, initiated negotiations with the SSS for restructuring of the loan but was not able to conclude a formal restructuring agreement.

On January 13, 2015, the RTC of Quezon City issued a decision declaring null and void the contract of loan and the related mortgages entered into by the Company with SSS on the ground that the officers and the SSS are not authorized to enter the subject loan agreement. In the decision, the RTC of Quezon City directed the Company to return to SSS the principal amount of loan amounting to P375.00 million and directed the SSS to return to the Company and to its related parties titles and documents held by SSS as collaterals.

On January 22, 2016, SSS filed an appeal with the CA assailing the RTC of Quezon City decision in favor of the Company, et al. SSS filed its Appellant's Brief and the Company filed a Motion for Extension of Time to file Appellee's Brief until May 16, 2016.

On May 16, 2016, the Company filed its Appellee's Brief with the CA, furnishing the RTC of Quezon City and the Office of the Solicitor General with copies. SSS was given a period to reply but it did not file any.

On September 6, 2016, a resolution for possible settlement was received by the Company from the CA. However, on February 7, 2017 a Notice to Appear dated December 7, 2016 was received by the Company from the Philippine Mediation Center Unit - Court of Appeals (PMCU-CA) directing the Company and SSS to appear in person and without counsel at the PMCU-CA on January 23, 2017 to choose their mediator and the date of initial mediation conference and to consider the possibility of settlement. Since the Notice to Appear was belatedly received, the parties were not able to appear before the PMCU-CA.

On February 27, 2017, a Second Notice to Appear issued by the PMCU-CA directing all parties to appear on February 27, 2017 at a specified time was received by the Company only on February 27, 2017 after the specified time of the meeting. The Company failed to appear.

On June 30, 2017, a resolution issued by the CA, resolved to submit the appeal for decision.

On August 30, 2019, the Court of Appeals rendered its Decision reversing and setting aside the Decision dated January 13, 2015 and Order dated May 11, 2015 rendered by the RTC of Quezon City.

On November 4, 2019, the counsel for the Company, WII and TWGI filed a Petition for Review with the SC. As at the date of the BOD's approval of the separate financial statements, the Company is still awaiting Notice/Resolution from the SC on the Petition for Review.

Outstanding principal balance of the loan amounted to P375.00 million as at December 31, 2019 and 2018. Starting 2017, WCCCHI was not anymore charged with the interest on SSS loan because the Company assessed that WCCCHI has already fulfilled its obligations related to its use of proceeds from such loan. Interest expense related to the SSS loan recognized in the separate statements of profit or loss and other comprehensive loss amounted to P59.92 million in 2019 and P60.00 million in both 2018 and 2017. Accrued interest and penalties, presented as "Accrued interest and penalties" under "Accrued expenses and other payables" account in the separate statement of financial position, amounted to P1.05 billion and P986.36 million as at December 31, 2019 and 2018, respectively (see Note 7).

9. Other General and Administrative Expenses

This account is consists of:

	<i>Note</i>	2019	2018	2017
Depreciation	6	P206,250	P206,250	P229,107
Directors' fees		175,483	189,000	200,000
Utilities		-	1,519,464	1,196,429
Others		5,480,127	1,421,482	697,100
		P5,861,860	P3,336,196	P2,322,636

Others include expenses on employees' allowances, postal services and other miscellaneous expenses.

10. Income Taxes

The Company's current income tax expense in 2019, 2018 and 2017 represents regular corporate income tax being the higher amount compared to minimum corporate income tax (MCIT). The MCIT is computed at 2% of gross taxable income as defined under the income tax regulations.

The components of the income tax (benefit) expense are as follows:

	2019	2018	2017
Recognized in Profit or Loss			
Current tax expense	P11,749,149	P7,789,104	P4,499,223
Deferred tax benefit	(17,977,137)	(18,000,000)	(18,000,000)
	(P6,227,988)	(P10,210,896)	(P13,500,777)

The reconciliation of the income tax benefit computed at the statutory tax rate to the actual income tax expense shown in the separate statement of comprehensive loss is as follows:

	2019	2018	2017
Loss before income tax	(P13,776,982)	(P39,151,523)	(P41,390,464)
Income tax benefit at 30%	(P4,133,095)	(P11,745,457)	(P12,417,139)
Tax effects of:			
Nondeductible expenses	436,070	4,779,667	1,235,518
Income not subjected to income tax	(2,530,963)	(3,245,106)	(2,319,156)
	(P6,227,988)	(P10,210,896)	(P13,500,777)

The deferred tax asset recognized as at December 31, 2019 and 2018 amounting to P53.98 million and P36.00 million, respectively, pertains to the tax effect on the accrued interest expense (see Note 7 and 8).

11. Right to Provide Venue for Land-based Casinos

PAGCOR has granted the Company the right to provide venue for land-based casinos. By virtue of this right, the Company's subsidiaries, namely WCCCHI, WMCHI and APHC, have existing lease agreements with PAGCOR. The lease agreement of WCCCHI with PAGCOR covered the Main Area (8,123.60 sq.m.), Slot Machine Expansion Area (883.38 sq.m.), Mezzanine (2,335 sq.m.) and 5th Floor Junket Area (2,336 sq.m.) for a total area of 13,677.98 sq.m. which commenced on March 3, 2011 and March 16, 2011, for the Main Area and Slot Machine Expansion Area, respectively. The lease agreement of WMCHI with PAGCOR covered the Main Area (4,076.24 sq.m.) and Chip Washing Area (1,076 sq.m.) for a total area of 5,152.24 sq.m. which was last renewed on March 21, 2011. Both leases expired on August 2, 2016. Thereafter, PAGCOR paid the WCCCHI and WMCHI rental on a month-to-month basis. The lease was renewed on February 15, 2018, for a period of 1 year. On May 29, 2019 the lease was further renewed until the year 2032.

For APHC, the lease agreement with PAGCOR covered the Main Area (7,093.05 sq.m.), Expansion Area A (2,130.36 sq.m.), Expansion Area B (3,069.92 sq.m.) and Air Handling Unit Area (402.84 sq.m.) for a total lease area of 12,696.17 sq.m. The lease agreement was last renewed on December 1, 2010 and expired on December 31, 2016. As at December 31, 2017, PAGCOR continued to operate a portion of the lease area on a month-to-month basis while completing its pullout from the Hotel. The month-to-month lease of PAGCOR effectively ended on March 18, 2018 due to the fire incident (see Note 1).

12. Equity

Capital Stock

Details of capital stock as at December 31, 2019 and 2018 are as follows:

	Number of Common Shares	Amount
Authorized capital stock:		
Common shares at P1 par value each	5,000,000,000	P5,000,000,000
Issued and outstanding	2,498,991,753	P2,498,991,753

A summary of the Company's securities registration is as follows:

Date of Registration/Listing	Securities
March 17, 1995 (Initial Public Offering)	112.50 million shares On October 7, 1994, the SEC approved the increase in the authorized capital stock of the Company to P450.00 million divided into 450 million shares with a par value of P1 per share, out of which, 337.50 million shares were already subscribed.
April 18, 1996	944.97 million shares On September 18, 1995, the BOD resolved to increase the authorized capital stock of the Company to P2.00 billion divided into 2 billion shares with a par value of P1 per share. The purpose of the increase was to finance the construction of WCCCHI's hotel project.
December 15, 1999	888.47 million shares On August 7, 1999, the BOD resolved to increase the authorized capital stock of the Company to P5.00 billion divided into 5 billion shares with a par value of P1 per share. The purpose of the increase was to accommodate the acquisition of DIHCI's outstanding common shares for 888.47 million shares of the Company with an offer price of P2.03 per share.

The Company has not sold any unregistered securities for the past 3 years. As at December 31, 2019, 1.95 billion shares of the Company are listed in the PSE and has a total of 436 shareholders.

On July 20, 2007, the BOD resolved to increase the authorized capital stock of the Company to P10.00 billion with 10 billion shares at par value of P1 per share. This resolution was ratified by the Company's stockholders owning at least two-thirds of the outstanding capital stock during the annual stockholders' meeting held on August 25, 2007.

In 2009, the BOD passed a resolution temporarily suspending the implementation of the above proposed increase in the authorized capital stock of the Company. As at December 31, 2019, the Company has no updated plans to increase its authorized capital stock, or to modify any issued shares or to exchange them to another class.

Capital Management

The primary objective of the Company's capital management is to ensure its ability to continue as a going concern and that it maintains a strong credit rating and healthy capital ratios in order to support its business and maximize shareholder value. Capital is defined as the invested money or invested purchasing power, the net assets or equity of the entity. The Company's overall strategy remains unchanged from 2019 and 2018.

The Company manages its capital structure and makes adjustments to it, in light of changes in economic conditions. To maintain or adjust the capital structure, the Company may adjust the dividend payment to its shareholders, return capital to shareholders or issue new shares. No changes were made in the objectives, policies or processes in 2019 and 2018.

For purposes of the Company's capital management, capital includes all equity items that are presented in the separate statement of changes in equity.

The Company's capital management, among other things, aims to ensure that it meets financial covenants attached to the Omnibus Loan and Security Agreement (the Agreement) (see Note 15). Breaches in meeting the financial covenants would permit the bank to immediately call the loans. There have been no breaches of the financial covenants in the current period (see Note 15).

13. Financial Instruments - Fair Values and Risk Management

Risk Management Structure

The BOD is mainly responsible for the overall risk management approach and for the approval of risk strategies and principles of the Company. It also has the overall responsibility for the development of risk strategies, principles, frameworks, policies and limits. It establishes a forum of discussion of the Company's approach to risk issues in order to make relevant decisions.

Risk Management Committee

Risk management committee is responsible for the comprehensive monitoring, evaluation and analysis of the Company's risks in line with the policies and limits set by the BOD.

Financial Risk Management Objectives and Policies

The Company's principal financial instruments comprise of cash in bank, advances to subsidiaries, due from related parties, accrued expenses and other payables, loan payable and due to related parties. These financial instruments arise directly from operations.

The main risks arising from the financial instruments of the Company are credit risk and liquidity risk. There has been no change to the Company's exposure to risks or the manner in which it manages and measures the risks in prior financial year. The Company's management reviews and approves policies for managing each of these risks and they are summarized as follows:

Credit Risk

Credit risk is the risk of financial loss to the Company if a counterparty to a financial instrument fails to meet its contractual obligations, and arises principally from the Company's receivables from related parties. There has been no change to the Company's exposure to credit risks or the manner in which it manages and measures the risk since prior financial year.

Generally, the maximum credit risk exposure of financial assets is the carrying amount of the financial assets as shown on the face of the separate statement of financial position (or in the detailed analysis provided in the notes to the separate financial statements), as summarized below:

	Note	2019	2018
Cash in bank		P73,057	P88,118
Advances and deposits to subsidiaries	4	344,809,526	1,337,690,630
Due from related parties	5	2,759,593,355	2,773,629,977
		P3,104,475,938	P4,111,408,725

Except for the impaired advances to subsidiaries amounting to P149.24 million and due from related parties amounting to P59.62 million, management believes that all its financial assets are of standard grade and of good credit quality. Standard grade financial assets are those past due but not impaired receivables and with fair collection status. This category includes credit grades 4-5. The standard grade category includes those for which collections are probable due to the reputation and the financial ability to pay of the counterparty but have been outstanding for a considerable length of time.

The following table summarized the aging and credit quality of the Company's financial assets as at December 31 (in thousands):

2019	Total	Neither Past Due nor Impaired	Past Due but not Impaired				Impaired
			<30 Days	31-60 Days	61-90 Days	>90 Days	
Cash in bank	P73	P73	P -	P -	P -	P -	P -
Advances to subsidiaries	344,810	195,573	-	-	-	-	149,237
Due from related parties	2,759,593	899,234	-	-	-	1,800,740	59,619
	P3,104,476	P899,234	P -	P -	P -	P1,800,740	P208,856

2018	Total	Neither Past Due nor Impaired	Past Due but not Impaired				Impaired
			<30 Days	31-60 Days	61-90 Days	>90 Days	
Cash in bank	P88	P88	P -	P -	P -	P -	P -
Advances to subsidiaries	1,337,691	1,189,908	-	-	-	-	147,783
Due from related parties	2,773,630	911,705	-	-	-	1,800,740	61,185
	P4,111,409	P2,101,701	P -	P -	P -	P1,800,740	P208,968

Allowance for impairment losses of P403.80 million and P402.35 million on its investments, advances and deposits was recognized by the Company as at December 31, 2019 and 2018 (see Note 4).

The table below shows the credit quality of the Company's financial assets based on their historical experience with the corresponding debtors and subsidiaries (in thousands).

	As at December 31, 2019			
	Grade A	Grade B	Grade C	Total
Cash in bank	P73	P -	P -	P73
Advances to subsidiaries	195,573	-	149,237	344,810
Due from related parties	899,234	1,800,740	59,619	2,759,593
	P1,094,880	P1,800,740	P208,856	P3,104,476

	As at December 31, 2018			
	Grade A	Grade B	Grade C	Total
Cash in bank	P88	P -	P -	P88
Advances to subsidiaries	1,189,908	-	147,783	1,337,691
Due from related parties	911,705	1,800,740	61,185	2,773,630
	P2,101,701	P1,800,740	P208,968	P4,111,409

Grade A receivables pertain to receivables that are neither past due nor impaired which have good collection status. These receivables are those which have high probability of collection, as evidenced by counterparties having ability to satisfy their obligations. Grade B receivables are those past due but not impaired receivables and with fair collection status. These receivables include those for which collections are probable due to the reputation and the financial ability to pay of the counterparty but have been outstanding for a length of time. Those receivables which have continuous default collection issues are included under Grade C receivables. These receivables have counterparties that are most likely not capable of honoring their financial obligations.

Liquidity Risk

Liquidity risk is the risk that the Company will encounter difficulty in meeting the obligations associated with its financial liabilities that are settled by delivering cash or another financial asset. In the management of liquidity risk, the Company monitors and maintains a level of cash deemed adequate by management to finance its activities. Additional short-term funding is obtained thru related party advances and from bank loans, when necessary.

The financial liabilities of the Company at the reporting date include accrued expenses and other payables, current portion of due to related parties and loan payable which are all short-term in nature and are payable within one year from the reporting date. In order to meet its maturing financial obligations, the Company will use the cash collections from its related parties.

The table below summarizes the maturity profile of the Company's financial liabilities as at December 31, based on contractual undiscounted payments (in thousands):

2019	Note	Total Carrying Amount	Contractual Undiscounted Payments				
			Total	On Demand	< 1 Year	1 to 5 Years	> 5 Years
Accrued expenses and other payables	7	P1,059,966	P1,059,966	P1,059,966	P -	P -	P -
Loan payable	8	375,000	375,000	375,000	-	-	-
Due to related parties	5	1,467,483	1,467,483	690,291	-	777,192	-
		P2,902,449	P2,902,449	P2,125,257	P -	P777,192	P -

2018	Note	Total Carrying Amount	Contractual Undiscounted Payments				
			Total	On Demand	< 1 Year	1 to 5 Years	> 5 Years
Accrued expenses and other payables	7	P987,467	P987,467	P987,467	P -	P -	P -
Loan payable	8	375,000	375,000	375,000	-	-	-
Due to related parties	5	1,518,207	1,518,207	798,904	-	719,303	-
		P2,880,674	P2,880,674	P2,161,371	P -	P719,303	P -

Fair Value of Financial Instruments

The table below summarizes the carrying amounts and fair values of the Company's financial assets and liabilities as at December 31, 2019 and 2018 (in thousands):

	2019		2018	
	Carrying Amounts	Fair Values	Carrying Amounts	Fair Values
Financial Assets				
Cash in bank	P73	P73	P88	P88
Advances to subsidiaries - net	195,573	195,573	1,189,908	1,189,908
Due from related parties - net	2,699,974	2,699,974	2,712,445	2,712,445
	P2,895,620	P2,895,620	P3,902,441	P3,902,441

	2019		2018	
	Carrying Amounts	Fair Values	Carrying Amounts	Fair Values
Financial Liabilities				
Accrued expenses and other payables	P1,059,966	P1,059,966	P987,467	P987,467
Loan payable	375,000	375,000	375,000	375,000
Due to related parties	1,467,483	1,467,483	1,518,207	1,518,207
	P2,902,449	P2,902,449	P2,880,674	P2,880,674

The carrying amount of cash, current portion of due from and to related parties, advances to subsidiaries, and accrued expenses and other payables approximate their fair values due to the short-term maturity of these instruments.

The fair value of interest-bearing due from related parties and loan payable is based on the discounted value of expected future cash flows using the applicable market rates for similar types of instruments as at the reporting date, thus, the carrying amount approximates fair value.

14. BIR Assessment

On November 10, 2008, the Company received a preliminary assessment notice from the BIR for deficiency taxes for the taxable year 2006. On February 9, 2009, the Company sent a protest letter to BIR contesting the said assessment. On February 18, 2009, the Regional Office of the BIR sent a letter to the Company informing the latter that the docket was returned to Revenue District Office for reinvestigation and further verification.

On December 8, 2009, the Company received BIR's Final Decision on Disputed Assessment for deficiency taxes for the 2006 taxable year. The final decision of the BIR seeks to collect deficiency assessments totaling to P3.30 million. However, on January 15, 2010, the Company appealed the final decision of the BIR with the CTA on the grounds of lack of legal and factual bases in the issuance of the assessments.

In its decision promulgated on November 13, 2012, the CTA upheld the expanded withholding tax (EWT) assessment and cancelled the value-added tax (VAT) and compromise penalty assessments. The Company decided not to contest the EWT assessment. The BIR filed its MR on December 4, 2012 and on April 24, 2013, the Court issued its amended decision reinstating the VAT assessment. The Company filed its MR on the amended decision that was denied by the CTA in its resolution promulgated on September 13, 2013.

The Company appealed the case to the CTA sitting En Banc on October 21, 2013. The CTA En Banc decision promulgated on December 4, 2014 affirmed the VAT and EWT assessments. The EWT assessment was paid on March 3, 2013.

The CTA En Banc decision was appealed to the SC on February 5, 2015 covering the VAT assessment only. As at December 31, 2019, the Company is still awaiting SC's decision.

Management and its legal counsels believe that the position of the Company is sustainable, and accordingly, believe that the Company does not have a present obligation (legal or constructive) with respect to the assessment.

15. Omnibus Loan and Security Agreement

On December 21, 2017, the Company, WCCCHI, WMCHI, DIHCI, CRDC and PRC (collectively, the Borrowers) entered into the Agreement with Philippine Bank of Communications (PBCOM) for the latter to provide the Borrowers multiple term loan facilities (the Loan Facilities) for general corporate purposes in the maximum aggregate amount of up to P1.50 billion.

The Loan Facilities consists of the following:

Facility 1 - represents secured term loan facility in the amount of P850.00 million available through a single or multiple drawdowns with term of fifty-four (54) months from the initial drawdown date, regardless of the number of drawdowns. Any amount not drawn after the expiration of the commitment period shall be automatically cancelled and may not be reinstated. Commitment period means the period commencing from the date of the agreement and terminating on the earliest of: (a) six (6) months from the signing of the Agreement; (b) the date when the commitment is fully drawn or availed by mutual agreement of the parties; or (c) the date when the commitment is terminated or cancelled in accordance with the terms of the Agreement.

Facility 2 - represents secured term loan facility in the amount of P200.00 million available through a single or multiple drawdowns with term of fifty-four (54) months from the initial drawdown date, regardless of the number of drawdowns. Any amount not drawn after the expiration of the commitment period shall be automatically cancelled and may not be reinstated.

Facility 3 - represents secured term loan facility in the amount of P450.00 million available through a single or multiple drawdowns with term of forty-two (42) months from the initial drawdown date, regardless of the number of drawdowns. Any amount not drawn after the expiration of the commitment period shall be automatically cancelled and may not be reinstated. Facility 3 requires, on or before the initial drawdown date, the borrower to cause the relevant mortgagors to constitute in favor of PBCOM a first ranking real estate mortgage over Davao Agricultural Property located at Matina, Panglao, Tolomo, Davao City consisting of parcels of agricultural real property containing an aggregate area of seventy (70) hectares registered in the names of CRDC and PRC, and Locob property still registered in the name of an individual, and register such security interest with appropriate Registry of Deeds.

The loan principal is repayable on equal monthly installments to commence at the end of sixth (6th) month from the initial drawdown date subject to balloon payment upon maturity. Interest is charged at the higher of four (4)-year PDSTR2 rate on the date of availment and spread of 3.25% per annum or 7.75% per annum, and repayable monthly from the drawdown date.

The Loan Facilities are secured by chattel and real mortgages over various operating assets of WCCCHI and DIHCI; real estate mortgages over Davao Agricultural Property; assignment over leasehold rights on the land owned by Mactan Cebu International Airport Authority on which WCCCHI stands; and pledge of shares of stocks representing ownership of the Company in WCCCHI and DIHCI.

Each of the Borrowers is required to comply with certain covenants during the term of the Agreement and until the full payment of the amounts due which include, among others:

1. Debt to Equity Ratio of not higher than 2.5:1;
2. Debt Service Coverage Ratio of at least 1.25x; and
3. To appoint PBCOM's nominees as Corporate Secretary in WCCCHI and DIHCI and nominate and elect such number of PBCOM's nominees as will comprise the majority of the Board of Directors in WCCCHI and DIHCI, provided however, that the exercise of the abovementioned proxy and/or voting rights granted to PBCOM shall be exercised solely for the purpose of protecting, preserving, and enforcing its rights and interests under the Agreement and shall not be used by the latter to effect any takeover of the day-to-day operations of said corporations.
4. Negative covenants which prohibit each of the Borrowers to:
 - Change the nature or scope of its business as presently conducted, or liquidate or dissolve, or enter into any consolidation, merger, pool, joint venture, syndicate or other combination, or sell, lease or dispose of a substantial portion (as determined by PBCOM) of its business or assets, with market or book value of P500.00 million or more;
 - Permit any change in ownership (direct or indirect), management or control of its business, which results in the present majority stockholders ceasing to hold, whether directly or indirectly through any person beneficially, at least sixty-eight percent (68%) of the direct or indirect beneficial or economic interest in each of the Borrowers;

- Declare or pay dividends to stockholders and make any capital or asset distribution to stockholders;
- Purchase, redeem, retire or otherwise acquire for value any of capital stock now or hereafter outstanding (other than as a result of the conversion of any shares of capital stock into shares of any other class of capital stock), return any capital to its stockholders as such, or make any distribution of assets to its stockholders as such (other than distribution payable in shares of its own outstanding capital stock);
- File any legal action to question any corporate act or transaction;
- Extend any loans, advances or subsidies to any corporation, partnership or entity owned by the Borrowers or in which it may have equity, other than advances in the ordinary course of business; and
- Extend any loans or advances to any of its directors, officers, stockholders, affiliates and partners other than advances in the ordinary course of business.

As at December 31, 2019, the Borrowers are in compliance with the above covenants.

All drawdowns were made by WCCCHI. The outstanding balances of the loans under the Loan Facilities are presented in the financial position of WCCCHI as follows:

2019

Loan Facility	Current Portion	Noncurrent Portion	Outstanding Balance
Facility 1	P100,000,000	P622,340,426	P722,340,426
Facility 2	25,000,000	143,085,106	168,085,106
Facility 3	150,000,000	125,000,000	275,000,000
	P275,000,000	P890,425,532	P1,165,425,532

2018

Loan Facility	Current Portion	Noncurrent Portion	Outstanding Balance
Facility 1	P100,000,000	P724,468,085	P824,468,085
Facility 2	25,000,000	168,617,022	193,617,022
Facility 3	150,000,000	275,000,000	425,000,000
	P275,000,000	P1,168,085,107	P1,443,085,107

The drawdowns and payments made by WCCCHI under the Loan Facilities are presented below:

2019

Loan Facility	Drawdown Date	Maturity Date	Payment Terms	Monthly Amortization	Principal	Principal Payments	Outstanding Balance
Facility 1	3/13/2018	9/12/2022	54 months	P8,333,333	P850,000,000	P127,659,574	P722,340,426
Facility 2	3/20/2018	9/19/2022	54 months	2,083,333	200,000,000	31,914,894	168,085,106
Facility 3	4/10/2018	10/9/2021	42 months	12,500,000	450,000,000	175,000,000	275,000,000
					P1,500,000,000	P334,574,468	P1,165,425,532

2018

Loan Facility	Drawdown Date	Maturity Date	Payment Terms	Monthly Amortization	Principal	Principal Payments	Outstanding Balance
Facility 1	3/13/2018	9/12/2022	54 months	P8,333,333	P850,000,000	P25,531,915	P824,468,085
Facility 2	3/20/2018	9/19/2022	54 months	2,083,333	200,000,000	6,382,978	193,617,022
Facility 3	4/10/2018	10/9/2021	42 months	12,500,000	450,000,000	25,000,000	425,000,000
					P1,500,000,000	P56,914,893	P1,443,085,107

Total interest expense paid by WCCCHI arising from the Loan Facilities amounted to P119.78 million and P101.48 million in 2019 and 2018, respectively.

16. Subsequent Events

The Corona Virus Disease 2019 (COVID-19) outbreak has spread across the globe causing disruptions to businesses and economic activities. On January 30, 2020, the World Health Organization announced COVID-19 as a global health emergency and, on March 11, 2020, declared it as a pandemic.

On March 8, 2020, under Proclamation 922, the Office of the President declared a state of public health emergency and, subsequently, on March 16, 2020, under Proclamation 929, a state of calamity throughout the Philippines due to the rapidly increasing cases of COVID-19. To manage the spread of the disease, major areas of the Philippines have been placed under an Enhanced Community Quarantine (ECQ), effective from March 17, 2020 until May 15, 2020, which involved several measures including travel restrictions, strict home quarantine and temporary suspension or regulation of business operations, among others, limiting activities to only the provision of essential goods and services.

On May 11, 2020, the President approved the Inter-Agency Task Force Resolution No. 35 changing the ECQ to either Modified ECQ (MECQ) or General Community Quarantine (GCQ), depending on the risk levels of provinces, highly urbanized cities, and independent component cities effective May 16, 2020 to May 31, 2020. Under MECQ, selected manufacturing and processing plants and commercial establishments can operate at only 50% capacity, all public transportation are still suspended, and no domestic or international flights are allowed. Under GCQ, more industries can now operate at full capacity and public and private transportation are now allowed but with enforcement of health protocols, inter-island travel is allowed between two GCQ areas, with enforcement of safety protocols. Effective June 1, 2020, Metro Manila, Cebu City, Lapu-Lapu City and Davao City were placed under GCQ. On June 16, 2020, Cebu City was placed under ECQ while Metro Manila, Lapu-Lapu City and Davao City remained under GCQ.

Under Section 4 of the Omnibus Guidelines on the Implementation of Community Quarantine in the Philippines, areas placed under GCQ shall observe the following protocols:

- Amusement, gaming, and fitness establishments, as well as those in the kids and the tourism industries may not operate.
- No hotels or similar establishments shall be allowed to operate, except those accommodating the following:
 - a. For guests who have existing booking accommodations for foreigners as of 17 March 2020 for Luzon and 01 May 2020 for other areas;
 - b. Guests who have existing long-term bookings;
 - c. Distressed Overseas Filipino Workers (OFWs) and stranded Filipinos or foreign nationals;
 - d. Repatriated OFWs in compliance with approved quarantine protocols;
 - e. Non-OFWs who may be required to undergo mandatory facility-based quarantine; and
 - f. Healthcare workers and other employees from exempted establishments under these Omnibus Guidelines and applicable Memoranda from the Executive Secretary.

Provided that in all of the foregoing, hotel operations shall be limited to the provision of basic accommodation services to guests through an in-house skeleton workforce. Ancillary establishments within the premises, such as restaurants, cafes, bars, gyms, spas, and the like, shall not be allowed to operate or to provide room service; Provided further, that accommodation establishments may prepare: (a) packed meals for distribution to guests who opt for the same; and (b) food orders for take-out and delivery only.

Mass gatherings such as but not limited to, movie screenings, concerts, sporting events, and other entertainment activities, community assemblies, and non-essential work gatherings shall be prohibited. Gatherings that are for the provision of critical government services and authorized humanitarian activities while adhering to the prescribed minimum health standards shall be allowed.

Omnibus Security and Loan Agreement Covenants

As at December 31, 2019 and up to the date of the BOD's approval of the separate financial statements, the Company is in compliance with the covenants of the Loan Facilities as described in Note 15. To address the possible impact of the pandemic to the covenants of the Loan Facilities, management of the Company has already started discussions with PBCOM for options available so that the Borrowers can continue to meet the terms of the Agreement in the event the current pandemic will severely impact future cash flows.

Financial Reporting Effect

The Company considers the financial reporting effects of the outbreak to be non-adjusting events after the end of the reporting period. As the situation is fluid and rapidly evolving, the Company does not consider it practicable to provide a quantitative estimate of the potential impact of this outbreak on its separate financial statements. The impact of this outbreak, including macroeconomic forecasts and estimates of ECL provision on the Company's financial instruments, will be determined, quantified and recognized in the Company's separate financial statements as at and for the year ending December 31, 2020.

Despite the COVID-19 outbreak, management has determined that the event do not cast significant doubt in respect of the Company's ability to continue as a going concern therefore the separate financial statements continue to be prepared on a going concern basis.

17. Significant Accounting Policies

The Company has consistently applied the following accounting policies to all periods presented in these separate financial statements, except for the new standard, amendments to standards and interpretation as discussed below.

Adoption of New Standard, Amendments to Standards and Interpretation

The Company has adopted the following new standard, amendments to standards and interpretation starting January 1, 2019 and accordingly, changed its accounting policies. Except as otherwise indicated, the adoption of these new standard and amendments to standards and interpretation did not have any significant impact on the Company's separate financial statements.

- PFRS 16, *Leases*, supersedes PAS 17, *Leases*, and the related Philippine Interpretations. The new standard introduces a single lease accounting model for lessees under which all major leases are recognized on-balance sheet, removing the lease classification test. Lease accounting for lessors essentially remains unchanged except for a number of details including the application of the new lease definition, new sale-and-leaseback guidance, new sub-lease guidance and new disclosure requirements.

Practical expedients and targeted reliefs were introduced including an optional lessee exemption for short-term leases (leases with a term of 12 months or less) and low-value items, as well as the permission of portfolio-level accounting instead of applying the requirements to individual leases. New estimates and judgmental thresholds that affect the identification, classification and measurement of lease transactions, as well as requirements to reassess certain key estimates and judgments at each reporting date were also introduced.

The Company has applied PFRS 16 using the modified retrospective approach and therefore the comparative information has not been restated and continues to be reported under PAS 17 and IFRIC 4, *Determining Whether an Arrangement Contains a Lease*.

The Company applied PFRS 16 with a date of initial application of January 1, 2019. As a result, the Company has changed its accounting policy for lease contracts as detailed below.

Definition of a Lease

Previously, the Company determined at contract inception whether an arrangement is or contains a lease under IFRIC 4. Under PFRS 16, the Company assesses whether a contract is or contains a lease based on the definition of a lease as explained in the significant accounting policies of leases.

Under IFRIC 4, the Company assessed a lease based on the assessment of whether:

- fulfilment of the arrangement was dependent on the use of a specific asset or assets; and
- the arrangement had conveyed a right to use the asset. An arrangement conveyed the right to use the asset if one of the following was met:
 - the purchaser had the ability or right to operate the asset while obtaining or controlling more than an insignificant amount of the output;
 - the purchaser had the ability or right to control physical access to the asset while obtaining or control more than an insignificant amount of the output; or
 - facts and circumstances indicated that it was remote that other parties would take more than an insignificant amount of the output, and the price per unit was neither fixed per unit of output nor equal to the current market price per unit of output.

On transition to PFRS 16, the Company elected to apply the practical expedient to grandfather the assessment of which transactions are leases. Therefore, the Company applied PFRS 16 only to contracts that were previously identified as leases and applied the definition of a lease under PFRS 16 only to contracts entered into or changed on or after January 1, 2019.

As a Lessee

As a lessee, the Company previously classified leases as operating or finance leases based on its assessment of whether the lease transferred significantly all of the risks and rewards incidental to ownership of the underlying asset to the Company. Under PFRS 16, the Company recognizes right-of-use asset and lease liability for most leases - i.e. these leases are on the separate statement of financial position.

At transition, lease liability was measured at the present value of the remaining lease payments, discounted at the Company's incremental borrowing rate as at January 1, 2019. Right-of-use asset is measured at an amount equal to the lease liability, adjusted by the amount of any prepaid or accrued lease payments.

The Company used the exemption not to recognize right-of-use assets and liabilities for leases with less than 12 months of lease term when applying PFRS 16 to leases previously classified as operating leases under PAS 17.

Impact of Transition

There is no significant impact of transition to PFRS 16 on the opening balance of the retained earnings.

- Philippine Interpretation IFRIC 23, *Uncertainty over Income Tax Treatments*, clarifies how to apply the recognition and measurement requirements in PAS 12, *Income Taxes*, when there is uncertainty over income tax treatments. Under the interpretation, whether the amounts recorded in the separate financial statements will differ to that in the tax return, and whether the uncertainty is disclosed or reflected in the measurement, depends on whether it is probable that the tax authority will accept the Company's chosen tax treatment. If it is not probable that the tax authority will accept the Company's chosen tax treatment, the uncertainty is reflected using the measure that provides the better prediction of the resolution of the uncertainty - either the most likely amount or the expected value.

The interpretation also requires the reassessment of judgments and estimates applied if facts and circumstances change - e.g. as a result of examination or action by tax authorities, following changes in tax rules or when a tax authority's right to challenge a treatment expires.

- Annual Improvements to PFRSs 2015 - 2017 Cycle. This cycle of improvements contains amendments to four standards:
 - Previously held interest in a joint operation (Amendments to PFRS 3, *Business Combinations*, and PFRS 11, *Joint Arrangements*). The amendments clarify how a company accounts for increasing its interest in a joint operation that meets the definition of a business. If a party maintains or obtains joint control, then the previously held interest is not remeasured. If a party obtains control, then the transaction is a business combination achieved in stages and the acquiring party remeasures the previously held interest at fair value.
 - Income tax consequences of payments on financial instruments classified as equity (Amendments to PAS 12, *Income Taxes*). The amendments clarify that all income tax consequences of dividends, including payments on financial instruments classified as equity, are recognized consistently with the transactions that generated the distributable profits, i.e. in profit or loss, other comprehensive income or equity.
 - Borrowing costs eligible for capitalization (Amendments to PAS 23, *Borrowing Costs*). The amendments clarify that the general borrowings pool used to calculate eligible borrowing costs excludes only borrowings that specifically finance qualifying assets that are still under development or construction. Borrowings that were intended to specifically finance qualifying assets that are now ready for their intended use or sale are included in that general pool.

Financial Instruments

A financial instrument is any contract that gives rise to a financial asset of one entity and a financial liability or equity instrument of another entity.

Date of Recognition

Financial instruments are recognized in the separate statement of financial position when the Company becomes a party to the contractual provisions of the instrument. The Company determines the classification of its financial assets on initial recognition and, where allowed and appropriate, re-evaluates these classifications at each reporting date.

All regular way purchases and sales of financial assets are recognized on the trade date, i.e. the date that the Company commits to purchase the asset. Regular way purchases or sales are purchases or sale of financial assets that require delivery of assets within the period generally established by regulation or convention in the market place.

A financial asset (unless it is a trade receivable without a significant financing component) or financial liability is initially measured at fair value plus, for an item not at FVTPL, transaction costs that are directly attributable to its acquisition or issue. A trade receivable without a significant financing component is initially measured at the transaction price.

Measurement at Initial Recognition

Financial instruments are recognized initially at fair value of the consideration given (in case of an asset) or received (in case of a liability). Except for financial instruments at FVTPL, the initial measurement of financial instruments includes transaction costs.

Financial Assets

On initial recognition, a financial asset is classified as measured at amortized cost, FVOCI or FVTPL, based on their contractual cash flow characteristics and the business model for managing the financial assets.

Debt Instruments

Financial Assets Measured at Amortized Cost

A financial asset that is a debt instrument, other than those that are designated at FVTPL, which meet both of the following conditions:

- The financial asset is held within a business model whose objective is to hold financial assets in order to collect contractual cash flows; and
- The contractual terms of the financial asset give rise on specified dates to cash flows that are solely payments of principal and interest (SPPI) on the principal amount outstanding.

Included in this category are the Company's cash in bank, advances to subsidiaries, and due from related parties.

Cash in Bank

Cash in bank is stated at face value.

FVOCI

A financial asset that is a debt instrument measured at FVOCI shall meet both of the following conditions and is not designated as FVTPL:

- The financial asset is held within a business model whose objective is achieved by both collecting contractual cash flows and selling financial assets; and
- The contractual terms of the financial asset give rise on specified dates to cash flows that are solely payments of principal and interest on the principal amount outstanding.

There are no financial assets at FVOCI as at the date of initial application and as at December 31, 2019 and 2018.

FVTPL

All other financial assets not measured at FVOCI or at amortized cost are classified as measured at FVTPL, except when the financial asset is part of a hedging relationship. On initial recognition, the Company may irrevocably designate a financial asset that otherwise meets the requirements to be measured at amortized cost or at FVOCI as at FVTPL if doing so eliminates or significantly reduces an accounting mismatch that would otherwise arise.

There are no financial assets at FVTPL as at the date of initial application and as at December 31, 2019 and 2018.

Equity Instruments

Financial assets that are equity instruments shall be classified under any of the following categories:

- Financial assets measured at FVTPL which shall include financial assets held for trading; or
- Financial assets at FVOCI which shall consist of equity instruments that are irrevocably designated at FVOCI at initial recognition that are neither held for trading nor contingent consideration recognized by an acquirer in a business combination to which PFRS 3, Business Combinations applies. This election is made on an instrument-by-instrument basis.

There are no financial assets at FVOCI as at the date of initial application and as at December 31, 2019 and 2018.

Business Model Assessment

Business model pertains to the manner by which a portfolio of financial assets will be managed to generate cash flows such as by collecting contractual cash flows or by both collecting contractual cash flows and selling the financial assets, among others.

The Company makes an assessment of the objective of the business model for the financial assets because this best reflects the way the financial assets are managed. The information considered includes:

- the stated policies and objectives for the financial assets and the operation of those policies in practice. These include whether management's strategy focuses on earning contractual interest income, maintaining a particular interest rate profile, earning dividend income, matching the duration of the financial assets to the duration of any related liabilities or expected cash outflows or realizing cash outflows through the sale of assets;

- the risks that affect the performance of the business model and how those risks are managed;
- how managers of the business are compensated (e.g. whether compensation is based on the fair value of the assets managed or the contractual cash flows collected); and
- the frequency, volume and timing of sales of financial assets in prior periods, the reason for such sales and expectations about future sales activity.

Transfers of financial assets to third parties in transactions that do not qualify for derecognition are not considered for this purpose, consistent with the Company's continuing recognition of the assets.

Financial assets that are held for trading or are managed and whose financial performance is evaluated on a fair value basis are measured at FVTPL.

Assessment whether Contractual Cash Flows are SPPI

In assessing whether the contractual cash flows are SPPI, the Company considers the contractual terms of the instrument. This includes assessing whether the financial asset contains a contractual term that could change the timing or amount of contractual cash flows such that it would not meet this condition. In making the assessment, the Company considers:

- contingent events that would change the amount or timing of cash flows;
- terms that may adjust the contractual coupon rate, including variable rate features;
- prepayment and extension features; and
- terms that limit the Company's claim to cash flows from specified assets (e.g. nonrecourse features).

Prepayment feature is consistent with the SPPI criterion if the prepayment amount substantially represent unpaid amounts of principal and interest on the principal amount outstanding, which may include reasonable additional compensation for early termination of the contract. Additionally, for a financial asset acquired for a discount or premium to its contractual face amount, a feature that permit or requires prepayment that an amount that substantially represents the contractual face amount plus accrued (but unpaid) contractual interest (which may include reasonable additional compensation for early termination) is treated as consistent with this criterion if the fair value of the prepayment feature is insignificant at initial recognition.

Subsequent Measurement of Financial Assets

Financial assets at amortized cost are subsequently measured at amortized cost using the effective interest method. The amortized cost is reduced by impairment losses. Interest income, foreign exchange gains and losses and impairment are recognized in profit or loss. Any gain or loss on derecognition is recognized in profit or loss.

Debt investments at FVOCI are subsequently measured at fair value. Interest income calculated using the effective interest method, foreign exchange gains and losses and impairment are recognized in profit or loss. Other net gains and losses are recognized in OCI. On derecognition, gains and losses accumulated in OCI are reclassified to profit or loss.

Equity investments at FVOCI are subsequently measured at fair value. Dividends are recognized as income in profit or loss unless the dividend clearly represents a recovery of part of the cost of the investment. Amounts recognized in OCI are not classified to profit or loss.

Financial assets at FVTPL are subsequently measured at fair value. Net gains and losses, including any interest or dividend income, are recognized in profit or loss.

Classification and Measurement of Financial Liabilities

Financial Liabilities

Financial liabilities are initially recognized at fair value. Transaction costs are deducted from the initial measurement of the Company's financial liabilities except for debt instruments classified at FVTPL.

Financial liabilities are subsequently measured as follows:

- financial liabilities that arise when a transfer of a financial asset does not qualify for derecognition or when the continuing involvement approach applies;
- financial guarantee contracts;
- commitments to provide a loan at a below-market interest rate; and
- contingent consideration recognized by an acquirer in a business combination.

As at December 31, 2019 and 2018, other financial liabilities at amortized cost include accrued expenses and other payables, due to related parties and loan payable (see Notes 5, 7 and 8). There are no financial liabilities measured at FVTPL.

Other Financial Liabilities at Amortized Cost

Issued financial instruments or their components which are not classified as financial liabilities at FVTPL are classified as other financial liabilities at amortized cost, where the substance of the contractual arrangement results in the Company having an obligation either to deliver cash or another financial asset to the holder or lender, or to satisfy the obligation other than by the exchange of a fixed amount of cash. After initial measurement, other financial liabilities are subsequently measured at amortized cost using the effective interest method.

Derecognition of Financial Instruments

Financial Asset

A financial asset (or, where applicable a part of a financial asset or part of a group of similar financial assets) is derecognized when:

- the rights to receive cash flows from the asset have expired;
- the Company retains the right to receive cash flows from the asset, but has assumed an obligation to pay them in full without material delay to a third party under a "pass-through" arrangement; or
- the Company has transferred its rights to receive cash flows from the asset and either: (a) has transferred substantially all the risks and rewards of the asset; or (b) has neither transferred nor retained substantially all the risks and rewards of the asset, but has transferred control of the asset.

Where the Company has transferred its right to receive cash flows from an asset and has neither transferred nor retained substantially all the risks and rewards of the asset nor transferred control of the asset, the asset is recognized to the extent of the Company's continuing involvement in the asset. Continuing involvement that takes the form of a guarantee over the transferred asset is measured at the lower of the original carrying amount of the asset and the maximum amount of consideration that the Company could be required to pay.

Financial Liabilities

A financial liability is derecognized when the obligation under the liability is discharged or cancelled or has expired. Where an existing financial liability is replaced by another from the same lender on substantially different terms, or the terms of an existing liability are substantially modified, such an exchange or modification is treated as a derecognition of the original liability and the recognition of a new liability, with the difference in the respective carrying amounts recognized in separate statement of comprehensive loss.

Offsetting of Financial Instruments

Financial assets and financial liabilities are offset, and the net amount is reported in the separate statement of financial position if, and only if, there is a currently enforceable legal right to offset the recognized amounts and there is an intention to settle on a net basis, or to realize the asset and settle the liability simultaneously. This is generally not the case with master netting agreements, thus, the related assets and liabilities are presented at gross amounts in the separate statement of financial position.

As at December 31, 2019 and 2018, only due to/from related party transactions were offset in the separate financial statements. The said accounts were being set-off because the management intends either to settle on a net basis or to realize the asset and settle the liability simultaneously.

Determination and Measurement of Fair Value

The Company measures financial instruments at fair value at each separate statement of financial position date. Fair value is the price that would be received to sell an asset or paid to transfer a liability in an orderly transaction between market participants at the measurement date. The fair value measurement is based on the presumption that the transaction to sell the asset or transfer the liability takes place either:

- In the principal market for the asset or liability; or
- In the absence of a principal market, in the most advantageous market for the asset or liability.

The principal or the most advantageous market must be accessible by the Company. The fair value of an asset or a liability is measured using the assumptions that market participants would use when pricing the asset or liability, assuming that market participants act in their economic best interest.

A fair value measurement of a non-financial asset takes into account a market participant's ability to generate economic benefits by using the asset in its highest and best use or by selling it to market participant that would use the asset in its highest and best use.

The Company uses valuation technique that are appropriate in the circumstances and for which sufficient data are available to measure fair value, maximizing the use of relevant observable inputs and minimizing the use of unobservable inputs.

All assets and liabilities for which fair value is measured or disclosed in the separate financial statements are categorized within the fair value hierarchy, described as follows, based on the lowest level input that is significant to the fair value measurement as a whole:

- Level 1 - Quoted (unadjusted) markets for identical assets or liabilities.
- Level 2 - Valuation techniques for which the lowest level input that is significant to the fair value measurement is directly or indirectly observable.
- Level 3 - Valuation techniques for which the lowest level input that is significant to the fair value measurement is unobservable.

For assets and liabilities that are recognized in the separate statement of financial position on a recurring basis, the Company determines whether transfer have occurred between Levels in the hierarchy by reassessing categorization (based on the lowest level input that is significant to the fair value measurement as a whole) at the end of each reporting period.

“Day 1” Difference

Where the transaction price in a non-active market is different from the fair value of other observable current market transactions in the same instrument or based on a valuation technique whose variables include only data from observable market, the Company recognizes the difference between the transaction price and fair value (a “Day 1” Difference) in the separate statement of comprehensive loss in the period when the asset is acquired or the liability is incurred. In cases where the transaction price used is based on inputs which are not observable, the difference between the transaction price and model value is only recognized in the profit or loss in the period when the inputs become observable or when the instrument is derecognized. For each transaction, the Company determines the appropriate method of recognizing the “Day 1” Difference.

Impairment of Financial Assets

Impairment of Financial Instruments

At the date of initial application of PFRS 9, the Company uses reasonable and supportable information that is available without undue cost or effort to determine the credit risk at the date that a financial instrument was initially recognized and compared that to the credit risk at the date of initial application.

Lifetime ECLs result from all possible default events over the expected life of a financial instruments while 12-month ECLs are the portion of ECLs that result from default events that are possible within 12 months after the reporting date (or a shorter period of the expected life of the instrument is less than 12 months).

The maximum period considered when estimating ECLs is the maximum contractual period over which the Company is exposed to credit risk.

Movement of ECLs

ECLs are a probability-weighted estimate of credit losses. Credit losses are measured as the present value of cash shortfalls (i.e. the difference between the cash flows due to the entity in accordance with the contract and the cash flows that the Company expects to receive).

ECLs are discounted at the effective interest rate of the financial assets.

Credit-impaired Financial Assets

At each reporting date, the Company assesses whether financial assets carried at amortized cost are credit-impaired. The financial asset is 'credit impaired' when one or more events that have a detrimental impact on the estimated future cash flows of the financial assets have occurred.

Evidence that a financial asset is credit-impaired includes the following observable data:

- significant financial difficulty of the borrower or issuer;
- a breach of contract such as default or being more than the normal credit terms of the Company;
- the restructuring of a loan or advance by the Company on terms that the Company would not consider otherwise;
- it is probable that the borrower will enter bankruptcy or other financial reorganization; or
- the disappearance of an active market for a security because of financial difficulties.

Loss allowances for financial assets measured at amortized cost are deducted from the gross carrying amount of the assets.

Current and Noncurrent classification

The Company presents assets and liabilities in the statement of financial position based on current/non-current classification. An asset is current when:

- It is expected to be realized or intended to be sold or consumed in the normal operating cycle;
- It is held primarily for the purpose of trading;
- It is expected to be realized within twelve months after the reporting period; or
- It is cash or cash equivalent unless restricted from being exchanged or used to settle a liability for at least twelve months after the reporting period.

All other assets are classified as non-current.

A liability is current when:

- It is expected to be settled in the normal operating cycle;
- It is held primarily for the purpose of trading;
- It is due to be settled within twelve months after the reporting period; or
- There is no unconditional right to defer the settlement of the liability for at least twelve months after the reporting period

The Company classifies all other liabilities as non-current.

Deferred tax assets and liabilities are classified as noncurrent assets and liabilities.

Investments in Subsidiaries

Subsidiaries are entities controlled by the Company. The Company controls an entity if, and only if, the Company is exposed to, or has rights to, variable returns from its involvement with the entity and has the ability to affect those returns through its power over the entity. The Company reassesses whether or not it controls an investee if facts and circumstances indicate that there are changes to one or more of the three elements of control.

The Company carries its investments in shares of stock of its subsidiaries under the cost method of accounting for investments. Under this method, investments are carried at cost less impairment losses. The investor recognizes income from the investment only to the extent that the investor receives distributions from accumulated profits of the investee arising after the date of the acquisition. Distributions received in excess of such profits are regarded as a recovery of investment and are recognized as a reduction of the cost of the investment.

Property and Equipment

Measurement at Recognition

Upon recognition, items of property and equipment are measured at cost which comprises the purchase price and any directly attributable costs of bringing the asset to the location and condition for its intended use.

Measurement Subsequent to Recognition

Property and equipment are carried at cost less accumulated depreciation and accumulated impairment losses, if any.

Subsequent Costs

Subsequent costs that can be measured reliably are added to the carrying amount of the asset when it is probable that future economic benefits associated with the asset will flow to the Company. The costs of day-to-day servicing of an asset are recognized as an expense in the period in which they are incurred.

Depreciation and Amortization

Depreciation is computed using the straight-line method over the estimated useful lives of furniture, fixtures and equipment ranging from five (5) to ten (10) years. Leasehold improvements are amortized using the straight-line method over the term of the lease or the estimated useful lives of the improvements, whichever is shorter.

The estimated useful lives, as well as the depreciation and amortization methods are reviewed at each reporting date to ensure that the period and methods of depreciation and amortization are consistent with the expected pattern of economic benefits from those assets.

Fully depreciated and amortized assets are retained in the accounts until they are no longer in use, no further charges for depreciation and amortization are made in respect of those assets.

When an asset is disposed of, or is permanently withdrawn from use and no future economic benefits are expected from its disposal, the cost and related accumulated depreciation, amortization and impairment losses, if any, are removed from the accounts and any resulting gain or loss arising from the retirement or disposal is recognized in profit or loss.

Impairment of Nonfinancial Assets

The carrying amount of the Company's property and equipment is reviewed at each reporting date to determine whether there is any indication of impairment. If such indication exists, the recoverable amount of the impaired asset is estimated.

An impairment loss is recognized whenever the carrying amount of an asset or its cash-generating unit (CGU) exceeds its recoverable amount. Impairment losses are recognized in profit or loss, unless the asset is carried at revalued amount, in which case the impairment loss is charged to the revaluation increment of the said asset.

The recoverable amount is the greater of the asset's fair value less costs of disposal and value in use. Fair value less cost of disposal is the price that would be received to sell an asset or paid to transfer a liability in an orderly transaction between market participants at the measurement date, less the costs of disposal. In assessing value in use, the estimated future cash flows are discounted to their present value using a pretax discount rate that reflects current market assessments of the time value of money and the risks specific to the asset being evaluated. If an asset does not generate cash inflows that are largely independent of those from other assets, the recoverable amount is determined for the CGU to which the asset belongs.

An impairment loss is reversed if there has been a change in the estimates used to determine the recoverable amount. An impairment loss is reversed only to the extent that the carrying amount of the asset does not exceed the carrying amount that would have been determined, net of depreciation, if no impairment loss had been recognized. Reversals of impairments are recognized in profit or loss, unless the asset is carried at a revalued amount, in which case the reversal is treated as a revaluation increase.

After such reversal, the depreciation and amortization expense are adjusted in future years to allocate the asset's revised carrying amount, less any residual value, on a systematic basis over its remaining life.

A reversal of an impairment loss on a revalued asset is recognized in the separate statements of changes in equity and increases the revaluation surplus. However, to the extent that an impairment loss on the same revalued asset was previously recognized in the profit or loss, a reversal of that impairment loss is also recognized in the profit or loss.

Revenue Recognition

Revenue from Contracts with Customers

The Company's business is primarily engaged in holding equity interests in hotels and resorts, a fitness gym, entities engaged in the international marketing and promotion of casinos, manufacturing of pastries, and hotel management and operations.

The following specific recognition criteria must also be met before revenue is recognized:

Interest Income

Interest income is recognized as it accrues using the effective interest method.

Miscellaneous Income

Other Income is recognized when earned.

Determination of whether the Company is Acting as a Principal or an Agent

The Company assesses its revenue arrangements against the following criteria to determine whether it is acting as a principal or an agent:

- whether the Company has primary responsibility for providing the goods and services;
- whether the Company has discretion in establishing prices; and
- whether the Company bears the credit risk.

If the Company has determined it is acting as a principal, the Company recognizes revenue on a gross basis with the amount remitted to the other party being accounted as part of costs and expenses. If the Company has determined it is acting as agent, only the net amount retained is recognized as revenue.

The Company assessed its revenue arrangements and concluded that it is acting as principal in all arrangements.

Expense Recognition

Expenses are recognized in profit or loss upon utilization of the service or at the date they are incurred. Interest expense are reported on an accrual basis.

Related Party Relationship

A related party relationship exists when one party has the ability to control, directly or indirectly, through one or more intermediaries, the other party or exercise significant influence over the other party in making financial and operating decisions. Such relationships also exist between and/or among entities which are under common control with the reporting enterprise, or between, and/or among the reporting enterprise and its KMP, directors, or its stockholders. In considering each possible related party relationship, attention is directed to the substance of the relationship, and not merely the legal form.

Leases

The Company has applied PFRS 16 using the modified retrospective approach and therefore the comparative information has not been restated and continues to be reported under PAS 17 and IFRIC 4.

At inception of a contract, the Company assesses whether a contract is, or contains, a lease. A contract is, or contains, a lease if the contract conveys the right to control the use of an identified asset for a period of time in exchange for consideration. To assess whether a contract conveys the right to control the use of an identified asset, the Company uses the definition of a lease in PFRS 16.

The Company as Lessee

At commencement or on modification of a contract that contains a lease component, the Company allocates the consideration in the contract to each lease component on the basis of its relative stand-alone prices. However, for the leases of property the Company has elected not to separate non-lease components and account for the lease and non-lease components as a single lease component.

The Company recognizes a right-of-use asset and a lease liability at the lease commencement date. The right-of-use asset is initially measured at cost, which comprises the initial amount of the lease liability adjusted for any lease payments made at or before the commencement date, plus any initial direct costs incurred and an estimate of costs to dismantle and remove the underlying asset or to restore the underlying asset or the site on which it is located, less any lease incentives received.

The right-of-use asset is subsequently depreciated using the straight-line method from the commencement date to the end of the lease term, unless the lease transfers ownership of the underlying asset to the Company by the end of the lease term or the cost of the right-of-use asset reflects that the Company will exercise a purchase option. In that case the right-of-use asset will be depreciated over the useful life of the underlying asset, which is determined on the same basis as those of property and equipment. In addition, the right-of-use asset is periodically reduced by impairment losses, if any, and adjusted for certain remeasurements of the lease liability.

The lease liability is initially measured at the present value of the lease payments that are not paid at the commencement date, discounted using the interest rate implicit in the lease or, if that rate cannot be readily determined, the Company's incremental borrowing rate. Generally, the Company uses its incremental borrowing rate as the discount rate.

The Company determines its incremental borrowing rate by obtaining interest rates from various external financing sources and makes certain adjustments to reflect the terms of the lease and type of the asset leased.

Lease payments included in the measurement of the lease liability comprise the following:

- fixed payments, including in-substance fixed payments;
- variable lease payments that depend on an index or a rate, initially measured using the index or rate as at the commencement date;
- amounts expected to be payable under a residual value guarantee; and
- the exercise price under a purchase option that the Company is reasonably certain to exercise, lease payments in an optional renewal period if the Company is reasonably certain to exercise an extension option, and penalties for early termination of a lease unless the Company is reasonably certain not to terminate early.

The lease liability is measured at amortized cost using the effective interest method. It is remeasured when there is a change in future lease payments arising from a change in an index or rate, if there is a change in the Company's estimate of the amount expected to be payable under a residual value guarantee, if the Company changes its assessment of whether it will exercise a purchase, extension or termination option or if there is a revised in-substance fixed lease payment.

When the lease liability is remeasured in this way, a corresponding adjustment is made to the carrying amount of the right-of-use asset or is recorded in profit or loss if the carrying amount of the right-of-use asset has been reduced to zero.

The Company presents right-of-use assets - net that do not meet the definition of investment property and lease liabilities as a separate line item in the separate statement of financial position.

Short-term Leases

The Company has elected not to recognize right-of-use assets - net and lease liabilities for short-term leases. The Company recognizes the lease payments associated with these leases as an expense on a straight-line basis over the lease term.

Policy Applicable before January 1, 2019

For contracts entered into before January 1, 2019, the Company determined whether the arrangement was or contained a lease based on the assessment of whether:

- fulfilment of the arrangement was dependent on the use of a specific asset or assets; and
- the arrangement had conveyed a right to use the asset. An arrangement conveyed the right to use the asset if one of the following was met:
 - the purchaser had the ability or right to operate the asset while obtaining or controlling more than an insignificant amount of the output;
 - the purchaser had the ability or right to control physical access to the asset while obtaining or controlling more than an insignificant amount of the output;or

- facts and circumstances indicated that it was remote that other parties would take more than an insignificant amount of the output, and the price per unit was neither fixed per unit of output nor equal to the current market price per unit of output.

Company as a Lessee

In the comparative period, as a lessee the Company classified leases that transferred substantially all of the risks and rewards of ownership as finance leases. When this was the case, the leased assets were measured initially at an amount equal to the lower of their fair value and present value of the minimum lease payments. Minimum lease payments were the payments over the lease term that the lessee was required to make, excluding any contingent rent. Subsequent to initial recognition, the assets were accounted for in accordance with the accounting policy applicable to that asset.

Assets held under other leases were classified as operating leases and were not recognized in the Company's separate statement of financial position. Payments made under operating leases were recognized in profit or loss on a straight-line basis over the term of the lease. Lease incentives received were recognized as an integral part of the total lease expense, over the term of the lease.

Income Taxes

Income tax comprises current and deferred tax. Current and deferred tax are recognized in profit or loss except to the extent that they relate to items recognized in OCI or directly in equity, in which case they are recognized respectively therein.

The Company has determined that interest and penalties related to income taxes, including uncertain tax treatments, do not meet the definition of income taxes, and therefore accounted for them under PAS 37, *Provisions, Contingent Liabilities and Contingent Assets*.

Current Tax

Current tax assets and liabilities for the current periods are measured at the amount expected to be recovered from or paid to the taxation authorities. The tax rates and tax laws used to compute the amount are those that are enacted at the end of each reporting period.

Current tax relating to items recognized directly in equity is recognized in equity and not in profit or loss. Management periodically evaluates positions taken in the tax returns with respect to situations in which applicable tax regulations are subject to interpretation and establishes provisions where appropriate.

Deferred Tax

Deferred tax is provided, using the liability method, on all temporary differences at the financial reporting date between the tax bases of assets and liabilities and their carrying amounts for financial reporting purposes.

Deferred tax, however, is not recognized when it arises from the initial recognition of an asset or liability in a transaction that is not a business combination and, at the time of the transaction, affects neither the accounting profit or loss nor taxable profit or loss.

Deferred tax liabilities are not provided on nontaxable temporary differences associated with investments in domestic subsidiaries, associates and interest in joint ventures. With respect to investments in other subsidiaries, associates and interests in joint ventures, deferred tax liabilities are recognized except when the timing of the reversal of the temporary difference can be controlled and it is probable that the temporary difference will not reverse in the foreseeable future.

The carrying amount of deferred tax assets is reviewed at each reporting date and reduced to the extent that it is no longer probable that sufficient future taxable profit will be available to allow all or part of the deferred tax assets to be utilized. Unrecognized deferred tax assets are reassessed at the end of each reporting period and are recognized to the extent that it has become probable that sufficient future taxable profits will allow the deferred tax asset to be recovered. It is probable that sufficient future taxable profits will be available against which a deductible temporary difference can be utilized when there are sufficient taxable temporary difference relating to the same taxation authority and the same taxable entity which are expected to reverse in the same period as the expected reversal of the deductible temporary difference. In such circumstances, the deferred tax asset is recognized in the period in which the deductible temporary difference arises.

Deferred tax assets and deferred tax liabilities are measured at the tax rates that are expected to apply in the year when the asset is realized or the liability is settled, based on tax rate and tax laws that have been enacted or substantively enacted at the end of the reporting period.

Deferred tax relating to items recognized in OCI or directly in equity is recognized in the separate statement of other comprehensive income and separate statement of changes in equity and not in profit or loss.

Deferred tax assets and deferred tax liabilities are offset, if there is a legally enforceable right to offset current income tax assets against current income tax liabilities and they relate to income taxes levied by the same tax authority and the Company intends to settle its current income tax assets and liabilities on a net basis.

Equity

Capital stock is classified as equity and is determined using the nominal value of share that have been issued. Capital stock is recognized at par value for all issued shares. Consideration received in excess of par value is recognized as additional paid-in capital net of incremental costs that are directly attributable to the issuance of new shares.

Accumulated deficit includes accumulated results of operations as reported in the separate statements of profit or loss and other comprehensive loss less any dividends declared. Dividends are recorded in the period in which the dividends are approved by the BOD.

Provisions and Contingencies

A provision is a liability of uncertain timing or amount. It is recognized when the Company has a legal or constructive obligation as a result of a past event; when it is probable that an outflow of economic benefits will be required to settle the obligation and a reliable estimate can be made. The amount to be recognized as provision shall be the best estimate of the expenditure required to settle the present obligation at the end of the reporting period.

When it is not probable that an outflow of economic benefits will be required, or the amount cannot be estimated reliably, the obligation is disclosed as a contingent liability, unless the probability of outflow of economic benefits is remote. Possible obligations, whose existence will only be confirmed by the occurrence or non-occurrence of one or more future events, are also disclosed as contingent liabilities unless the probability of outflow of economic benefits is remote.

A contingent asset is a possible asset that arises from past events and whose existence will be confirmed only by the occurrence or non-occurrence of one or more uncertain future events not wholly within the control of the entity. Contingent assets are not recognized in the separate financial statements but are disclosed when the inflow of economic benefits is virtually certain.

Events After the End of the Reporting Date

The Company identifies post year-end events as events that occurred after the reporting date but before the date when the separate financial statements were authorized for issue. Any post year-end events that provide additional information on conditions that existed at the end of a reporting period (adjusting events) are recognized in the separate financial statements. Post year-end events that are not adjusting events are disclosed in the notes to the separate financial statements when material.

New Standard, Amendments to Standards and Interpretation Not Yet Adopted

A number of new standard, amendments to standards and interpretation are effective for annual periods beginning after January 1, 2019. However, the Company has not applied the following new or amended standards and interpretation in preparing these separate financial statements. The Company has not yet accounted for and is currently assessing the potential impact of these, if any, on its separate financial statements.

To be Adopted on January 1, 2020

- Amendments to References to Conceptual Framework in PFRS sets out amendments to PFRSs, their accompanying documents and PFRS practice statements to reflect the issuance of the revised Conceptual Framework for Financial Reporting in 2018 (2018 Conceptual Framework). The 2018 Conceptual Framework includes:
 - a new chapter on measurement;
 - guidance on reporting financial performance;
 - improved definitions of an asset and a liability, and guidance supporting these definitions; and
 - clarifications in important areas, such as the roles of stewardship, prudence and measurement uncertainty in financial reporting.

Some PFRSs, their accompanying documents and PFRS practice statements contain references to, or quotations from, the International Accounting Standards Committee's Framework for the Preparation and Presentation of Financial Statements adopted by the International Accounting Standards Board in 2001 or the Conceptual Framework for Financial Reporting issued in 2010. The amendments update some of those references and quotations so that they refer to the 2018 Conceptual Framework, and makes other amendments to clarify which version of the Conceptual Framework is referred to in particular documents.

These amendments are effective for annual reporting periods beginning on or after January 1, 2020.

- Definition of Material (Amendments to PAS 1, *Presentation of Financial Statements* and PAS 8, *Accounting Policies, Changes in Accounting Estimates and Errors*). The amendments refine the definition of material. The amended definition of material states that information is material if omitting, misstating or obscuring it could reasonably be expected to influence the decisions that the primary users of general purpose financial statements make on the basis of those financial statements, which provide financial information about a specific reporting entity. The amendments clarify the definition of material and its application by:
 - (a) raising the threshold at which information becomes material by replacing the term 'could influence' with 'could reasonably be expected to influence';
 - (b) including the concept of 'obscuring information' alongside the concept of 'omitting' and 'misstating' information in the definition;
 - (c) clarifying that the users to which the definition refers are the primary users of general purpose financial statements referred to in the Conceptual Framework;
 - (d) clarifying the explanatory paragraphs accompanying the definition; and
 - (e) aligning the wording of the definition of material across PFRSs and other publications.

The amendments are expected to help entities make better materiality judgments without substantively changing existing requirements. The amendments apply prospectively for annual periods beginning on or after January 1, 2020.

- Interest Rate Benchmark Reform (Amendments to PFRS 9 Financial Instruments, PAS 39 Financial Instruments: Recognition and Measurement and PFRS 7 Financial Instruments: Disclosures). The amendments provide temporary exceptions to all hedging relationships directly affected by interest rate benchmark reform - the market-wide reform of an interest rate benchmark, including the replacement of an interest rate benchmark with an alternative benchmark rate such as that resulting from the recommendations set out in the Financial Stability Board's July 2014 report 'Reforming Major Interest Rate Benchmarks'. The exceptions relate to the following requirements:
 - The highly probable requirement. When determining whether a forecast transaction is highly probable, an entity shall assume that the interest rate benchmark on which the hedged cash flows are based is not altered as a result of the reform.
 - Prospective assessments. When performing prospective assessments, a company shall assume that the interest rate benchmark on which the hedged item, hedged risk and/or hedging instrument are based is not altered as a result of the interest rate benchmark reform.
 - PAS 39 retrospective assessment. An entity is not required to undertake the PAS 39 retrospective assessment for hedging relationships directly affected by the reform. However, the entity must comply with all other PAS 39 hedge accounting requirements, including the prospective assessment.
 - Separately identifiable risk components. For hedges of a non-contractually specified benchmark component of interest rate risk, an entity shall apply the separately identifiable requirement only at the inception of such hedging relationships.

An entity shall cease applying the exceptions when the uncertainty arising from interest rate benchmark reform is no longer present with respect to the timing and the amount of the interest rate benchmark-based cash flows or the hedging relationship is discontinued. End of application does not apply to the test for separately identifiable risk components.

Specific disclosure requirements apply to hedging relationships affected by the amendments including information about the significant interest rate benchmarks, extent of risk exposure directly affected by the reform, how the entity manages the process to transition to alternative benchmark rates, significant assumptions and judgements made in applying the exceptions, and the nominal amount of the hedging instruments in those hedging relationships.

The amendments apply prospectively for annual periods beginning on or after January 1, 2020. Earlier application is permitted.

The Company is currently assessing and has yet to reasonably estimate the impact of these, if any, on its separate financial statements.

18. Supplementary Information Required Under Revenue Regulations No. 15-2010 of the BIR

In addition to the disclosures mandated under PFRSs, and such other standards and/or conventions as may be adopted, companies are required by the BIR to provide in the notes to the separate financial statements, certain supplementary information for the taxable year. The amounts relating to such supplementary information may not necessarily be the same with those amounts disclosed in the separate financial statements which were prepared in accordance with PFRSs. The following are the tax information required for the taxable year ended December 31, 2019:

A. Withholding Taxes

During the year, the Company withheld expanded withholding tax amounting to P49,500.

B. All Other Taxes (Local and National)

***Other taxes paid during the year recognized under
"Taxes and licenses" account under General and
Administrative Expenses***

License and other fees

P6,592,618

C. Deficiency Tax Assessments

As at December 31, 2019, the Company is still awaiting SC's decision on its appeal related to the VAT assessment for taxable year 2006.

Annex A: Reporting Template

(For additional guidance on how to answer the Topics, organizations may refer to Annex B: Topic Guide)

Contextual Information

Company Details	
Name of Organization	WATERFRONT PHILIPPINES, INC.
Location of Headquarters	Cebu City, Philippines
Location of Operations	Outlined in page 11 to 16 of this report
Report Boundary: Legal entities (e.g. subsidiaries) included in this report*	Outlined in Item 2. Properties from page 19 to 20
Business Model, including Primary Activities, Brands, Products, and Services	WPI is a holding company for hotel, leisure and tourism businesses.
Reporting Period	For the year ended December 31, 2019
Highest Ranking Person responsible for this report	COMPLIANCE OFFICER - MR. RICHARD RICARDO

**If you are a holding company, you could have an option whether to report on the holding company only or include the subsidiaries. However, please consider the principle of materiality when defining your report boundary.*

Materiality Process

Explain how you applied the materiality principle (or the materiality process) in identifying your material topics. ¹
<p>WPI has set out in its initial submission of this Sustainability Report to provide information identified as material topics based on its relevance to the operations of the Corporation and the Hotels on the basis of the Sustainability Accounting Standards Board (SASB) Materiality Map, specifically, for the Hotels & Lodging industry. The SASB Materiality Map is referenced in the SEC Memorandum Circular No. 4, Series of 2009 on the Sustainability Reporting Guidelines for Publicly-Listed Companies.</p> <p>Per assessment, the Corporation identifies the following issues as most likely to affect the economic, environmental and social impacts of the Corporation:</p> <ol style="list-style-type: none">1. Environmental - Energy Management, Waste and Wastewater Management2. Social - Labor Practices, Product and/or Service Quality and Safety3. Economic - Supply Chain Management

¹ See [GRI 102-46](#) (2016) for more guidance.

ECONOMIC

Economic Performance

Direct Economic Value Generated and Distributed

Disclosure	Amount	Units
Direct economic value generated (revenue)	1,939,790,405	PhP
Direct economic value distributed:		
a. Operating costs	994,221,566	PhP
b. Employee wages and benefits	280,993,867	PhP
c. Payments to suppliers, other operating costs	-	PhP
d. Dividends given to stockholders and interest payments to loan providers	-	PhP
e. Taxes given to government	242,353,871	PhP
f. Investments to community (e.g. donations, CSR)	-	PhP

What is the impact and where does it occur? What is the organization's involvement in the impact?	Which stakeholders are affected?	Management Approach
The impact is seen in the creation of job opportunities for individuals who would like to pursue a career in the hotel and food & beverage industry.	Employees, Local Community	The hotel regularly monitors the manpower needed as new events and new clients are booked and signed. The hotel then hires employees based on the requirement of the properties involved.
What are the Risk/s Identified?	Which stakeholders are affected?	Management Approach
Despite the growing population of jobseekers, some are not equipped to readily undertake delivering services to the clientele of the Company.	Employees	The Company coordinates with various avenues including schools, online job websites like LinkedIn and accredited head-hunters in finding people suitable for the tasks. Once hired, the Company also provides in-house training for skills specific to the standards observed by the hotels in the group.
What are the Opportunity/ies Identified?	Which stakeholders are affected?	Management Approach
There is an opportunity to provide holistic improvement to the employees, thereby promoting	Employees	The Group's Human Resource Department continually provides trainings for its employees including trainings for skills, language

efficiency and effectivity at work		improvement, handling of stress, etc.
------------------------------------	--	---------------------------------------

Climate-related risks and opportunities²

This year, the Group cannot provide relevantly sufficient information to evaluate in full any climate-related risks and opportunities. The Group is currently in the process of crafting certain metrics to assess the risks as well as the opportunities at this stage.

Governance	Strategy	Risk Management	Metrics and Targets
N/A			
Recommended Disclosures			
N/A			

Procurement Practices

Proportion of spending on local suppliers

Disclosure	Quantity	Units
Percentage of procurement budget used for significant locations of operations that is spent on local suppliers	95	%

What is the impact and where does it occur? What is the organization's involvement in the impact?	Which stakeholders are affected?	Management Approach
Majority of the suppliers in the Group's supply chain are local establishments. This allows the Group to take advantage of delivery cost savings, shorter delivery times and generally, higher quality of goods.	Local Industry Suppliers	The Procurement Departments of the various hotels under the Group are observing the practice of preferring local suppliers.
What are the Risk/s Identified?	Which stakeholders are affected?	Management Approach
Some of the goods and services needed by the Group might not be readily available	Guests	The Group follows an inventory monitoring procedures that take into account the delivery lead time per item per supplier
What are the Opportunity/ies Identified?	Which stakeholders are affected?	Management Approach
There is an opportunity to improve the local supply chain as well as	Suppliers, Government	The Group chooses three suppliers where the needed items will be sourced from

² Adopted from the Recommendations of the Task Force on Climate-Related Financial Disclosures. The TCFD Recommendations apply to non-financial companies and financial-sector organizations, including banks, insurance companies, asset managers and asset owners.

subscribe to locally-sustainable, readily available products that are sold at an affordable price range.		regularly. One of the factors considered is the proximity of the supplier to the location of the hotel.
--	--	---

Anti-corruption

Training on Anti-corruption Policies and Procedures

Disclosure	Quantity	Units
Percentage of employees to whom the organization's anti-corruption policies and procedures have been communicated to	100	%
Percentage of business partners to whom the organization's anti-corruption policies and procedures have been communicated to	100	%
Percentage of directors and management that have received anti-corruption training	100	%
Percentage of employees that have received anti-corruption training	100	%

What is the impact and where does it occur? What is the organization's involvement in the impact?	Which stakeholders are affected?	Management Approach
N/A		
What are the Risk/s Identified?	Which stakeholders are affected?	Management Approach
N/A		
What are the Opportunity/ies Identified?	Which stakeholders are affected?	Management Approach
N/A		

Incidents of Corruption

Disclosure	Quantity	Units
Number of incidents in which directors were removed or disciplined for corruption	NIL	#
Number of incidents in which employees were dismissed or disciplined for corruption	NIL	#
Number of incidents when contracts with business partners were terminated due to incidents of corruption	NIL	#

What is the impact and where does it occur? What is the organization's involvement in the impact?	Which stakeholders are affected?	Management Approach
N/A		
What are the Risk/s Identified?	Which stakeholders are affected?	Management Approach
N/A		
What are the Opportunity/ies Identified?	Which stakeholders are affected?	Management Approach
N/A		

ENVIRONMENT

Resource Management

[Energy consumption within the organization:](#)

Disclosure	Quantity	Units
Energy consumption (renewable sources)	-	GJ
Energy consumption (gasoline)	21,821.03	L
Energy consumption (LPG)	336,409.47	Kg
Energy consumption (diesel)	919,740.41	L
Energy consumption (electricity)	20,561,109.93	kWh

Reduction of energy consumption

The group currently does not have sufficient information to assess risks and opportunities under this category.

Disclosure	Quantity	Units
Energy reduction (gasoline)	N/A	GJ
Energy reduction (LPG)	N/A	GJ
Energy reduction (diesel)	N/A	GJ
Energy reduction (electricity)	N/A	kWh
Energy reduction (gasoline)	N/A	GJ

What is the impact and where does it occur? What is the organization's involvement in the impact?	Which stakeholders are affected?	Management Approach
N/A		
What are the Risk/s Identified?	Which stakeholders are affected?	Management Approach
N/A		
What are the Opportunity/ies Identified?	Which stakeholders are affected?	Management Approach
N/A		

Water consumption within the organization

Disclosure	Quantity	Units
Water withdrawal	-	Cubic meters
Water consumption	812,181	Cubic meters
Water recycled and reused	153,338	Cubic meters

What is the impact and where does it occur? What is the organization's involvement in the impact?	Which stakeholders are affected?	Management Approach
N/A		
What are the Risk/s Identified?	Which stakeholders are affected?	Management Approach
N/A		
What are the Opportunity/ies Identified?	Which stakeholders are affected?	Management Approach
N/A		

Materials used by the organization

The group currently does not have sufficient information to assess risks and opportunities under this category.

Disclosure	Quantity	Units
Materials used by weight or volume	N/A	
<ul style="list-style-type: none"> renewable 	-	kg/liters
<ul style="list-style-type: none"> non-renewable 	-	kg/liters
Percentage of recycled input materials used to manufacture the organization's primary products and services	N/A	%

What is the impact and where does it occur? What is the organization's involvement in the impact?	Which stakeholders are affected?	Management Approach
N/A		
What are the Risk/s Identified?	Which stakeholders are affected?	Management Approach

	affected?	
N/A		
What are the Opportunity/ies Identified?	Which stakeholders are affected?	Management Approach
N/A		

Ecosystems and biodiversity (whether in upland/watershed or coastal/marine)

The group currently does not have sufficient information to assess risks and opportunities under this category.

Disclosure	Quantity	Units
Operational sites owned, leased, managed in, or adjacent to, protected areas and areas of high biodiversity value outside protected areas	-	
Habitats protected or restored	-	ha
IUCN ³ Red List species and national conservation list species with habitats in areas affected by operations	-	

What is the impact and where does it occur? What is the organization's involvement in the impact?	Which stakeholders are affected?	Management Approach
N/A		
What are the Risk/s Identified?	Which stakeholders are affected?	Management Approach
N/A		
What are the Opportunity/ies Identified?	Which stakeholders are affected?	Management Approach
N/A		

³ International Union for Conservation of Nature

Environmental impact management

The group currently does not have sufficient information to assess risks and opportunities under this category.

Air Emissions

GHG

Disclosure	Quantity	Units
Direct (Scope 1) GHG Emissions	-	Tonnes CO ₂ e
Energy indirect (Scope 2) GHG Emissions	-	Tonnes CO ₂ e
Emissions of ozone-depleting substances (ODS)	-	Tonnes

What is the impact and where does it occur? What is the organization's involvement in the impact?	Which stakeholders are affected?	Management Approach
N/A		
What are the Risk/s Identified?	Which stakeholders are affected?	Management Approach
N/A		
What are the Opportunity/ies Identified?	Which stakeholders are affected?	Management Approach
N/A		

Air pollutants

The group currently does not have sufficient information to assess risks and opportunities under this category.

Disclosure	Quantity	Units
NO _x	-	kg
SO _x	-	kg
Persistent organic pollutants (POPs)	-	kg
Volatile organic compounds (VOCs)	-	kg
Hazardous air pollutants (HAPs)	-	kg
Particulate matter (PM)	-	kg

What is the impact and where does it occur? What is the organization's involvement in the impact?	Which stakeholders are affected?	Management Approach
N/A		
What are the Risk/s Identified?	Which stakeholders are affected?	Management Approach
N/A		
What are the Opportunity/ies Identified?	Which stakeholders are affected?	Management Approach
N/A		

Solid and Hazardous Wastes

The group currently does not have sufficient information to assess risks and opportunities under this category.

Solid Waste

Disclosure	Quantity	Units
Total solid waste generated		kg
Reusable	-	kg
Recyclable	5,477.50	kg
Composted	-	kg
Incinerated	-	kg
Residuals/Landfilled	1,085,248.00	kg

What is the impact and where does it occur? What is the organization's involvement in the impact?	Which stakeholders are affected?	Management Approach
The impact is on the environment and the filling up of the capacity of the city's landfill.	Community	Management promotes a strict garbage segregation policy to ensure that only the appropriate waste is disposed.
What are the Risk/s Identified?	Which stakeholders are affected?	Management Approach
Improper disposal of garbage might cause the hotel to be penalized. It might also pose a potential security risk if garbage are not disposed of regularly.	Business	A subsidiary engages the services of a garbage disposal agency to ensure that waste are being disposed appropriately and regularly. Other subsidiaries also engage the help of Community Environment and Natural

		Resources Office.
What are the Opportunity/ies Identified?	Which stakeholders are affected?	Management Approach
To minimize waste through recycling	Business, Employees	The Management has a policy of classifying and sorting garbage regularly to easily identify which will be disposed of by the collector and which can still be recycled.

Hazardous Waste

Disclosure	Quantity	Units
Total weight of hazardous waste generated	-	kg
Total weight of hazardous waste transported	-	kg

What is the impact and where does it occur? What is the organization's involvement in the impact?	Which stakeholders are affected?	Management Approach
N/A		
What are the Risk/s Identified?	Which stakeholders are affected?	Management Approach
N/A		
What are the Opportunity/ies Identified?	Which stakeholders are affected?	Management Approach
N/A		

Effluents

The group currently does not have sufficient information to assess risks and opportunities under this category

Disclosure	Quantity	Units
Total volume of water discharges	-	Cubic meters
Percent of wastewater recycled	-	%

What is the impact and where does it occur? What is the organization's involvement in the	Which stakeholders are affected?	Management Approach
--	---	----------------------------

impact?		
N/A		
What are the Risk/s Identified?	Which stakeholders are affected?	Management Approach
N/A		
What are the Opportunity/ies Identified?	Which stakeholders are affected?	Management Approach
N/A		

Environmental compliance

The group currently does not have sufficient information to assess risks and opportunities under this category.

Non-compliance with Environmental Laws and Regulations

Disclosure	Quantity	Units
Total amount of monetary fines for non-compliance with environmental laws and/or regulations	-	PhP
No. of non-monetary sanctions for non-compliance with environmental laws and/or regulations	-	#
No. of cases resolved through dispute resolution mechanism	-	#

What is the impact and where does it occur? What is the organization's involvement in the impact?	Which stakeholders are affected?	Management Approach
N/A		
What are the Risk/s Identified?	Which stakeholders are affected?	Management Approach
N/A		
What are the Opportunity/ies Identified?	Which stakeholders are affected?	Management Approach
N/A		

SOCIAL

Employee Management

Employee Hiring and Benefits

Employee data

Disclosure	Quantity	Units
Total number of employees ⁴	579	
a. Number of female employees	245	#
b. Number of male employees	334	#
Attrition rate ⁵	12.68%	rate
Ratio of lowest paid employee against minimum wage	26%	ratio

Employee benefits

List of Benefits	Y/N	% of female employees who availed for the year	% of male employees who availed for the year
SSS	Y	16.15%	21.58%
PhilHealth	Y	13.43%	16.53%
Pag-ibig	Y	23.33%	32.00%
Parental leaves	Y	5.05%	2.12%
Vacation leaves	Y	86.75%	88.25%
Sick leaves	Y	71.75%	78.25%
Medical benefits (aside from PhilHealth))	Y	64.25%	67.00%
Housing assistance (aside from Pag-ibig)		6.00%	10.00%
Retirement fund (aside from SSS)	Y	1.34%	0.75%
Further education support		0.00%	0.00%
Company stock options		0.00%	0.00%
Telecommuting		0.00%	0.00%
Flexible-working Hours	Y	6.50%	7.50%
(Others)			

⁴ Employees are individuals who are in an employment relationship with the organization, according to national law or its application ([GRI Standards 2016 Glossary](#))

⁵ Attrition rate = (no. of new hires – no. of turnover)/(average of total no. of employees of previous year and total no. of employees of current year)

What is the impact and where does it occur? What is the organization's involvement in the impact?	Management Approach
The availability of these benefits for the employees provides them with a sense of security for when additional funds are needed in cases of sickness, etc. The benefits being provided by the company to the employees provide them also with fulfilment in the tasks that they do.	The Group follows a comprehensive Employee Handbook which outlines, enumerates and explains the benefits being provided for by the company to its employees. Said handbook also provides for the limitations and guidelines on how to avail of these benefits as well.
What are the Risk/s Identified?	Management Approach
If the benefits are not sufficient, the employees can become dissatisfied and subsequently, unproductive.	Management has given employees with a vast number of benefits and privileges that they can avail of.
What are the Opportunity/ies Identified?	Management Approach
The minimal cost of the benefits causing employees to be more productive and motivated.	Continuous learning through trainings is being offered by Management.

Employee Training and Development

Disclosure	Quantity	Units
Total training hours provided to employees		
a. Female employees	665	hours
b. Male employees	906	hours
Average training hours provided to employees		
a. Female employees	8	hours/employee
b. Male employees	8	hours/employee

What is the impact and where does it occur? What is the organization's involvement in the impact?	Management Approach
This improves the overall competence of the employees including the skills necessary for their jobs as well as improvement of their knowledge pertaining to the hotel and leisure industry.	Each supervisor appraises the employee twice a year and identifies which trainings the employee needs to do his/her job well.
What are the Risk/s Identified?	Management Approach
Because of limited funding, not everyone could get external training.	Management exercises an echo training program wherein employees sent on outside trainings will be tasked to echo what they've learned from their trainings through mini-learning sessions

	with their peers.
What are the Opportunity/ies Identified?	Management Approach
Continuous and sustained trainings will ensure quality of work.	Each department are evaluated every period for the number of training hours that the department has undertaken.

Labor-Management Relations

Of the entire group, only one subsidiary, Davao Insular Hotel Corporation, have an existing Collective Bargaining Agreement with its employees.

Disclosure	Quantity	Units
% of employees covered with Collective Bargaining Agreements	13.99	%
Number of consultations conducted with employees concerning employee-related policies	N/A	#

What is the impact and where does it occur? What is the organization's involvement in the impact?	Management Approach
N/A	
What are the Risk/s Identified?	Management Approach
N/A	
What are the Opportunity/ies Identified?	Management Approach
N/A	

Diversity and Equal Opportunity

The group currently does not have an adequate number of employees from the vulnerable sector to make an assessment of impacts, risks and opportunities under this category.

Disclosure	Quantity	Units
% of female workers in the workforce	42.31%	%
% of male workers in the workforce	57.69%	%
Number of employees from indigenous communities and/or vulnerable sector*	N/A	#

**Vulnerable sector includes, elderly, persons with disabilities, vulnerable women, refugees, migrants, internally displaced persons, people living with HIV and other diseases, solo parents, and the poor or the base of the pyramid (BOP; Class D and E).*

What is the impact and where does it occur? What is the organization's involvement in the impact?	Management Approach
N/A	
What are the Risk/s Identified?	Management Approach
N/A	
What are the Opportunity/ies Identified?	Management Approach
N/A	

Workplace Conditions, Labor Standards, and Human Rights
Occupational Health and Safety

Disclosure	Quantity	Units
Safe Man-Hours	X8	Man-hours
No. of work-related injuries	N/A	#
No. of work-related fatalities	N/A	#
No. of work related ill-health	N/A	#
No. of safety drills	2	#

What is the impact and where does it occur? What is the organization's involvement in the impact?	Management Approach
The impact lies in the overall safety of the employees when they are performing their tasks.	Management provides for policies that ensure that the workplace is a safe environment for its employees.
What are the Risk/s Identified?	Management Approach
Violations of the existing standard workplace conditions will result into penalties levied by the Department of Labor and Employment.	Each of the hotel properties has an established safety and security committee that ensures compliance with the standards set by the respective regulatory agencies.
What are the Opportunity/ies Identified?	Management Approach
To improve on the safety and security measures.	Regular evaluation of safety procedures including drills and trainings.

Labor Laws and Human Rights

Disclosure	Quantity	Units
No. of legal actions or employee grievances involving forced or child labor	-	#

Do you have policies that explicitly disallows violations of labor laws and human rights (e.g. harassment, bullying) in the workplace?

Topic	Y/N	If Yes, cite reference in the company policy
Forced labor	Y	
Child labor	Y	Policy on allowable age for hiring
Human Rights	Y	Policy on Anti Sexual Harassment

What is the impact and where does it occur? What is the organization's involvement in the impact?	Management Approach
This directly impacts the welfare of the employees. The organization can provide safety nets to ensure that employees are protected.	The Employee Company Policy set in the Employee Handbook provides in detail what are the rights of the employees whilst employed by the organization.
What are the Risk/s Identified?	Management Approach
Possibility of aired grievances and lawsuits	Management provides for a process to ensure that rights of employees are protected.
What are the Opportunity/ies Identified?	Management Approach
If the policies are religiously followed, a harmonious work environment can be achieved.	Consultation with legal counsel is always done before performing any activities that will affect employee welfare.

Supply Chain Management

Do you have a supplier accreditation policy? If yes, please attach the policy or link to the policy:

I. POLICY

It is the policy of the Waterfront Hotels & Casinos to ensure that the Standard Operating Procedure (SOP) on accrediting suppliers is strictly observed.

II. OBJECTIVE

1. To provide guidelines and standard procedures in accrediting suppliers in order to:

1. Ensure that the three Hotel Properties have one and the same accredited suppliers for all standard hotel amenities;

2. Ensure good buy/price of supplies through volume purchases of the three properties from the accredited suppliers; and,
3. Ensure good supply, quantity and quality-wise of goods and services.

III. CONCEPT

Hotel properties maintain the same standards and qualities of amenities and services. Suppliers must be accredited by the hotel to uphold the criterion being implemented.

IV. RESPONSIBILITY

- For Purchasing Head:
 1. Informs the accredited suppliers that the three (3) hotel properties are independent from each other.
- For Concerned employees:
 1. Ensure the full compliance to these policies and maintain good business relationships with suppliers with the end objective of benefit for the company.
- For Department End Users:
 1. Gives feedback to the department regarding the performance of suppliers. Performance of suppliers would mean quality of product or service, promptness of delivery, etc.

V. GUIDELINES AND PROCEDURES

- All suppliers of the company undergoes an accreditation process before any transaction is made with said supplier.
 1. The supplier must submit a duly accomplished Supplier's Information Sheet (*refer to Forms Manual*) together with other supporting documents required prior to accreditation.
 2. The supporting documents are any of the following:
 - For Partnerships and Corporations:
 1. Securities and Exchange Commission Certificate of registration;
 2. Articles of Incorporation;
 3. List of Trade references; and
 4. Audited Financial Statements for the last three years
 - For Single Proprietorship

1. Department of Trade and Industry Registration of Trade Name;
 2. Local Government (Mayor's) Permit;
 3. List of trade references; and
 4. Audited Financial Statements for the last three years
- The Head of Purchasing Department of each property reviews and evaluates initially all suppliers' information using the following criteria among others.
 1. Quality of the product/items/services;
 2. Track record of the supplier. Standing of the supplier/contractor in the industry that they belong to;
 3. Price of the product/goods and/or services;
 4. Adequacy of supply;
 5. Reliability in delivery;
 6. Premium or other additional services to be offered;
 7. After sales services;
 8. Credit terms being extended;
 - After reviewing and evaluating the supplier's information, make and give recommendations to the Finance Department Head for approval.
 - The Purchasing Department of each property must keep a master file of all Suppliers' Information Sheet and an updated price listing of products/services being offered.
 - The Purchasing Department submits to the Finance Department Head, Hotel Manager and the EVP-Hotel Operations a monthly profile of all accredited suppliers with the corresponding credit terms being extended to the company.
 - Three (3) accredited suppliers of similar products are maintained to avoid loss of supplies in case one supplier's products are out of stock or unavailable.
 - The Finance Department Head takes control on accrediting suppliers.
 1. The Finance Department Head is the only officer of the company who has the authority to revoke the accreditation and blacklisting of a supplier. Department or unit heads with problems and/or difficulties with suppliers must course their written complaints to the Purchasing Head.
 - The Purchasing Head investigates and evaluates the complaint within twenty four (24) hours from receipt of the written complaint.
 - Purchasing Head evaluates the complaints and recommends to the Finance Department Head for proper disposition.

Do you consider the following sustainability topics when accrediting suppliers?

Topic	Y/N	If Yes, cite reference in the supplier policy
Environmental performance	N	
Forced labor	N	
Child labor	N	
Human rights	N	
Bribery and corruption	N	

What is the impact and where does it occur? What is the organization's involvement in the impact?	Management Approach
During the reporting period, the relevant sustainability topics mentioned above are not taken into consideration when accrediting suppliers.	
What are the Risk/s Identified?	Management Approach
N/A	
What are the Opportunity/ies Identified?	Management Approach
N/A	

Relationship with Community

Significant Impacts on Local Communities

The group currently does not have an adequate number of employees from the vulnerable sector to make an assessment of impacts, risks and opportunities under this category.

Operations with significant (positive or negative) impacts on local communities (exclude CSR projects; this has to be business operations)	Location	Vulnerable groups (if applicable)*	Does the particular operation have impacts on indigenous people (Y/N)?	Collective or individual rights that have been identified that or particular concern for the community	Mitigating measures (if negative) or enhancement measures (if positive)
1. TOURISM	CEBU CITY	N/A	NO	N/A	
2. TOURISM	CITY OF MANILA	N/A	NO	N/A	
3. TOURISM	DAVAO CITY	N/A	NO	N/A	
4. TOURISM	LAPU-LAPU CITY	N/A	NO	N/A	

**Vulnerable sector includes children and youth, elderly, persons with disabilities, vulnerable women, refugees, migrants, internally displaced persons, people living with HIV and other diseases, solo parents, and the poor or the base of the pyramid (BOP; Class D and E)*

For operations that are affecting IPs, indicate the total number of Free and Prior Informed Consent (FPIC) undergoing consultations and Certification Preconditions (CPs) secured and still operational and provide a copy or link to the certificates if available: _____

Certificates	Quantity	Units
FPIC process is still undergoing	-	#
CP secured	-	#

What are the Risk/s Identified?	Management Approach
N/A	
What are the Opportunity/ies Identified?	Management Approach
N/A	

Customer Management

Customer Satisfaction

Disclosure	Score	Did a third party conduct the customer satisfaction study (Y/N)?
Customer satisfaction Revinate Reviews	-	Y

What is the impact and where does it occur? What is the organization's involvement in the impact?	Management Approach
Customer satisfaction helps improve the processes of the hotel and generates a steady source of revenue.	Whenever there are dissatisfied customers, the management sets out to undertake measures to ensure that the concerns of the client or guests are addressed.
What are the Risk/s Identified?	Management Approach
Possibility of lawsuits and complaints	Management checks for the reviews provided by the clients to identify if there have been problems during the stay of the guests.
What are the Opportunity/ies Identified?	Management Approach
Having a customer satisfaction review helps the organization assess its processes.	Each hotel room or food and beverage outlet has a set of Customer Satisfaction Forms that the customer can fill out.

Health and Safety

The group currently does not have sufficient information to assess risks and opportunities under this category.

Disclosure	Quantity	Units
No. of substantiated complaints on product or service health and safety*	-	#
No. of complaints addressed	-	#

**Substantiated complaints include complaints from customers that went through the organization's formal communication channels and grievance mechanisms as well as complaints that were lodged to and acted upon by government agencies.*

What is the impact and where does it occur? What is the organization's involvement in the impact?	Management Approach
N/A	
What are the Risk/s Identified?	Management Approach
N/A	
What are the Opportunity/ies Identified?	Management Approach
N/A	

Marketing and labelling

The group currently does not have sufficient information to assess risks and opportunities under this category.

Disclosure	Quantity	Units
No. of substantiated complaints on marketing and labelling*	-	#
No. of complaints addressed	-	#

**Substantiated complaints include complaints from customers that went through the organization's formal communication channels and grievance mechanisms as well as complaints that were lodged to and acted upon by government agencies.*

What is the impact and where does it occur? What is the organization's involvement in the impact?	Management Approach
N/A	
What are the Risk/s Identified?	Management Approach
N/A	
What are the Opportunity/ies Identified?	Management Approach
N/A	

Customer privacy

Disclosure	Quantity	Units
No. of substantiated complaints on customer privacy*	-	#
No. of complaints addressed	-	#
No. of customers, users and account holders whose information is used for secondary purposes	-	#

*Substantiated complaints include complaints from customers that went through the organization's formal communication channels and grievance mechanisms as well as complaints that were lodged to and acted upon by government agencies.

What is the impact and where does it occur? What is the organization's involvement in the impact?	Management Approach
This impacts the confidentiality of customer information.	Management follows a set of strict procedures that safeguards the information provided by customers.
What are the Risk/s Identified?	Management Approach
Risks that customer information might get leaked.	Management has provided both manual and technological safety nets to protect customer information from getting leaked.
What are the Opportunity/ies Identified?	Management Approach
N/A	

Data Security

The group currently does not have sufficient information to assess risks and opportunities under this category.

Disclosure	Quantity	Units
No. of data breaches, including leaks, thefts and losses of data	-	#

What is the impact and where does it occur? What is the organization's involvement in the impact?	Management Approach
N/A	
What are the Risk/s Identified?	Management Approach
N/A	
What are the Opportunity/ies Identified?	Management Approach
N/A	

UN SUSTAINABLE DEVELOPMENT GOALS

Product or Service Contribution to UN SDGs

Key products and services and its contribution to sustainable development.

Key Products and Services	Societal Value / Contribution to UN SDGs	Potential Negative Impact of Contribution	Management Approach to Negative Impact
Hotel and Leisure Food and Beverage Service	Generation of jobs for the population while providing quality service to clientele	Opportunities to offer jobs to the vulnerable sector are scarce.	Management can assess procedures and existing policies to find more opportunities to provide for the vulnerable sector.

** None/Not Applicable is not an acceptable answer. For holding companies, the services and products of its subsidiaries may be disclosed.*