

Re: SEC 20IS DEFINITIVE 2023: WATERFRONT PHILIPPINES, INC.

ICTD Submission <ictdsubmission+canned.response@sec.gov.ph>

Fri 9/1/2023 12:08 PM

To: Pitchie Mae Maambong <p.maambong@waterfronthotels.net>

Thank you for reaching out to ictdsubmission@sec.gov.ph!

Your submission is subject for Verification and Review of the Quality of the Attached Document only for Secondary Reports. The Official Copy of the submitted document/report with Barcode Page (Confirmation Receipt) will be made available after 7 working days via order through the SEC Express at <https://secexpress.ph/>. For further clarifications, please call (02) 8737-8888.

----- NOTICE TO
COMPANIES -----

Please be informed of the reports that shall be filed only through ictdsubmission@sec.gov.ph.

Pursuant to SEC MC Circular No. 3 s 2021, scanned copies of the printed reports with wet signature and proper notarization shall be filed in PORTABLE DOCUMENT FORMAT (pdf) through email at ictdsubmission@sec.gov.ph such as the following SECONDARY REPORTS:

1. 17-A 6. ICA-QR 11. IHAR 16. 39-AR 21. Monthly Reports
2. 17-C 7. 23-A 12. AMLA-CF 17. 36-AR 22. Quarterly Reports
3. 17-L 8. 23-B 13. NPM 18. PNFS 23. Letters
4. 17-Q 9. GIS-G 14. NPAM 19. MCG 24. OPC (Alternate Nominee)
5. ICASR 10. 52-AR 15. BP-FCLC 20. S10/SEC-NTCE-EXEMPT

Further, effective 01 July 2023, the following reports shall be submitted through <https://efast.sec.gov.ph/user/login>.

1. FORM MC 18 7. Completion Report
2. FORM 1 - MC 19 8. Certificate-SEC Form MCG- 2009
3. FORM 2- MC 19 9. Certificate-SEC Form MCG- 2002, 2020 ETC.
4. ACGR 10. Certification of Attendance in Corporate Governance
5. I-ACGR 11. Secretary's Certificate Meeting of Board Directors (Appointment)
6. MRPT

Please be informed that the submission of the abovementioned eleven (11) reports through the ictdsubmission@sec.gov.ph shall no longer be accepted. For further information, please access this link Notice for guidance on the filing of reports:

Likewise, the following reports shall be filed through the Electronic Filing and Submission Tool (eFAST) at <https://efast.sec.gov.ph/user/login> :

1. AFS 7. IHFS 13. SSF
2. GIS 8. LCFS 14. AFS with Affidavit of No Operation
3. BDFS 9. LCIF 15. AFS with NSPO Form 1,2, and 3
4. FCFS 10. OPC_AO 16. AFS with NSPO Form 1,2,3 and 4,5,6
5. FCIF 11. PHFS 17. FS - Parent
6. GFFS 12. SFFS 18. FS – Consolidated

For the submission and processing of compliance in the filing of Memorandum Circular No. 28 Series of 2020, please visit this link – <https://apps010.sec.gov.ph/>

For your information and guidance.

Thank you.

COVER SHEET

AS094-8678
SEC Registration Number

WATERFRONT PHILIPPINES, INC.

(Company's Full Name)

NO. 1 WATERFRONT DRIVE
OFF SALINAS DRIVE LAHUG
CEBU CITY 6000

(Business Address : No. Street City / Town / Province)

MS. IRISH CHARA LAWAS
Contact Person

855-90129
Company Telephone Number

12 31 SEC 20IS DEFINITIVE 09 30
Month Day FORM TYPE Month Day
Annual Meeting

Secondary License Type, If Applicable

Dept. Requiring this Doc.

Amended Articles Number/Section

429 Total Amount of Borrowings
Total No. of Stockholders Domestic Foreign

To be accomplished by SEC Personnel concerned

File Number LCU

Document I.D. Cashier

STAMPS

Remarks = pls. use black ink for scanning purposes

August 30, 2023

VICENTE GRACIANO P. FELIZMENIO, JR.
Director
Markets and Securities Regularization Department
SEC Building, EDSA, Greenhills, Mandaluyong City

Dear Mr. Felizmenio,

Stated herewith are the following revisions:


WATERFRONT PHILIPPINES, INC.										
Definitive Information Statement was filed on August 24, 2023										
SEC Form 20-IS										
Checklist of Requirements					Page No.	Remarks	Amendments			
Part I.										
B. Control and Compensation Information										
ITEM 5. DIRECTORS & EXECUTIVE OFFICERS										
Information required by Part IV paragraphs (A), (D)(1) and (D)(3) of "Annex C,										
A	(A)(1)	Identify Directors, including Independent Directors and Executive								
		(a) List the names, ages and citizenship of all directors, including independent directors, executive officers and all persons nominated or chosen to become such where required under Section 38 of the Code and SRC Rule 38.1 adopted thereunder; also provide the names of the incorporators in the case of an investment company.			8, 9 and 11	(1) The following key officers appointed during the Board Meeting (with results filed via SEC Form 17-C dated 22 July 2023) are not included in the Information Statement: Mr. Arsenio Alfiler, Jr. - Assistant Corporate Secretary; and, Mr. Renato O. Francisco - Chief Risk Officer. (2) Please disclose the term of office as a director of Mr. Ruben D. Torres and Mr. Aristeo R. Cruz.	Already included in the report.			
		(b) List of positions and offices such persons held or will hold;								
		(c) Term of office as a Director and the period which the person has served;			10 and 11					
		(d) Brief description of person's business experience (last five years); and								
		(e) Identification of other directorship held in reporting companies.								
		(3) Family Relationships								
		Description of Any Family Relationship up to the Fourth Civil Degrees either by consanguinity or affinity among the Directors, Executive Officers or persons nominated.			13	Please include in the discussion the Directors and nominees. Otherwise, please make a negative statement to such effect.	Already indicated in the report.			
B	(B)	If a director has resigned or declined to stand for re-election to the board of directors since the date of the last annual meeting of security holders because of a disagreement with the registrant on any matter relating to the registrant's operations, policies or practices, and if the director has furnished the registrant with a letter describing such disagreement and requesting that the matter disclosed, the registrant shall state the date of resignation or declination to stand for re-election and summarize the director's description of the disagreement.			9	Please disclose if applicable. Otherwise, please make a negative statement to such effect.	Already indicated in the report.			
		If the registrant believes that the description provided by the director is incorrect or incomplete, it may include a brief statement presenting its views on the disagreement.								
		In case of proxy solicitation and the same is made on behalf of persons other than the registrant, the aforementioned information need be furnished only the nominees of the persons making the solicitation.								
ITEM 6. COMPENSATION OF DIRECTORS & EXECUTIVE OFFICERS										
Part IV, paragraph (B) of "Annex C", as amended										
If action to be taken is with regard to election of directors, any bonus profit sharing										
	(1)	Summary Compensation Table								
			Name and Principal Position	Year	Salary	Bonus	Other Annual Compensation	14	(1) The compensation to be disclose should include the CEO and the 4 highest compensated officers. Only 4 officers were included. (2) The compensation for the other officers should also be included in the table for the years 2023 (estimated), 2022 and 2021, in aggregate.	Amended already.
C. Issuance and Exchange of Securities										
ITEM 11. FINANCIAL & OTHER INFORMATION										
A	Information Required									
		If action to be taken is with respect to any matter specified in Items 9 or 10,								
	2	Management Discussion & Analysis and Plan of Operation				Please see comments below.			Not Applicable	
C	Information for the registrant & for the other person									
	I. Information required by Part I paragraphs (A), (B) and (C) of "Annex C",									
	A	Description of Business								
		(1) BUSINESS DEVELOPMENT								
		(b) Any Bankruptcy, Receivership or Similar Proceedings				Please disclose if any.			Not Applicable	
		(2) BUSINESS OF ISSUER								
		(a) DESCRIPTION OF THE BUSINESS OF REGISTRANT AND ITS SIGNIFICANT SUBSIDIARIES								
		If Material:								
Checklist of Requirements					Page No.	Remarks				
		(2) Percentage of Sales or Revenues and Net Income Contributed by Foreign sales for each of the last 3 FY				Please disclose, if material.		Not Applicable		
		(5) Competitive Business Conditions and the Registrant's Competitive Position in the industry and methods of competition				Please disclose, if material.		Not Applicable		
		(6) Sources and Availability of Raw Materials and Names of Principal Supplier				Please disclose, if material.		Not Applicable		
		(7) Dependence on One or a Few Major Customers and Identification of Such				Please disclose, if material.		Not Applicable		
		(8) Transactions With and/or Dependence on Related Parties				Please disclose, if material.		Not Applicable		
		(9) Patents, Trademarks, Licenses, Franchises, Concessions, Royalty Agreement, or labor contracts including duration				Please disclose, if material.		Not Applicable		
		(10) Need for Any Governmental Approval of Principal Products or Services				Please disclose, if material.		Not Applicable		
		(11) Effect of Existing or Probable Governmental Regulations on the Business				Please disclose, if material.		Not Applicable		
		(12) Estimate of Amount Spent for Research and Development Activities and its percentage to revenues during each of the last 3 FY				Please disclose, if material.		Not Applicable		
		(13) Costs and Effects of Compliance w/ Environmental Laws				Please disclose, if material.		Not Applicable		
		(14) Total Number of registrant's employees and the number of employees it anticipate to have within the ensuing twelve (12) months. Indicate the number by type of employee, whether or not any of them are subject to collective bargaining agreements and the expiration date of any CBA.			66	Please disclose the number of employees the company anticipates to have within the ensuing 12 months.		Disclosed already in the 17A report		

Checklist of Requirements			Page No.	Remarks	Amendments
	B	Description of Property			
		(4) Indicate what properties the registrant intends to acquire in the next twelve (12) months, the cost of such acquisitions, the mode of acquisition and the sources of financing it expects to use.		Please disclose if any. Otherwise, please make a negative statement to such effect.	Not Applicable
II. Information required by Part II(A) of "Annex C, as amended"					
	A	Market Price of and Dividends			
		(1) Market Information			
		i. If principal market is a Stock Exchange in the Philippines or a foreign Exchange:			
		(2) Presentation of the High and Low Sales Prices for Each Quarter within the last two (2) fiscal years and any subsequent interim period for which Financial Statements are required by SRC Rule 68.	33	Please include in the table of High and Low stock prices the first quarter of 2023.	Disclosed already in the report
		(b) If the information called for by paragraph (A) of this Part is being presented, the document shall also include the price information as of the latest practicable trading date, and in the case of securities to be issued in connection with an acquisition, business combination or other reorganization, as of the trading date immediately prior to the public announcement of such transaction.		Please disclose price information of the listed common shares as of the last practicable trading date but not earlier than 90 days from date of the Information Statement.	Disclosed already in the report
		(3) Dividends			
		(a) Discussion of any Cash Dividends Declared (two most recent years)	33	There is a statement that " <i>However, it may declare dividends once the deficit is offset and the market for the coming years prosper.</i> " in the MD&A. However, checking of the AFS indicate that there is no such deficit. Please clarify and revise if necessary.	Revised already.
		(4) Recent Sales of Unregistered or Exempt Securities including Recent Issuance of Securities Constituting an Exempt Transaction			
		(b) Names of the Underwriters or Identity of Persons to whom the Securities were Sold		Please disclose the names of persons to whom the securities are sold for each exempt transaction.	Not Applicable
ITEM 13. ACQUISITION/DISPOSITION OF PROPERTY					
		Brief description of the character/location of the property	20	Please disclose whether or not the acquisition under Item 13 will be submitted for approval of the stockholders. If yes, please make the proper revision in the Agenda for the ASM.	Revised already.
		Nature & amount of consideration to be paid/received by the registrant/subsidiary			
		Brief outline of the facts bearing upon the question of the fairness of the consideration			
		Name & address of the transferor/transferee & the nature of any material relationship to the issuer/any affiliate of the issuer			
		Brief outline of any material features of the contract/transaction			
Part II.					
Information required in a Proxy Form			56	Please submit sample proxy forms.	Already included in the report.
MANAGEMENT REPORT					
	3	EXTERNAL AUDIT FEES (SEC MC No. 14, Series of 2004)			
	B.	Under the caption "Tax Fees", the aggregate fees billed in each of the last two (2) fiscal years for professional services rendered by the external auditor for tax accounting, compliance, advice, planning and any other form of tax services. Registrant shall describe the nature of the services comprising the fees disclosed under this category.		Please disclose if any. Otherwise, please make a negative statement to such effect.	Not Applicable
	C.	Under the caption "All Other Fees", the aggregate fees billed in each of the last two (2) fiscal years for products and services provided by the external auditor, other than the services reported under items (a) & (b) above. Registrants shall describe the nature of the services comprising the fees disclosed under this category;		Please disclose if any. Otherwise, please make a negative statement to such effect.	Not Applicable
	6	Discussion on Compliance with leading practice on Corporate Governance			
	D	d. Any plan to improve corporate governance of the company	34	Please disclose if any.	Already included in the report.

WATERFRONT PHILIPPINES, INC.*Preliminary Information Statement was filed on August 24, 2023.***Sec. 49 of the Revised Corporation Code**

Present to Stockholders the following (previous meeting):		Page No.	REMARKS	AMENDMENTS
a	The minutes of the most recent regular meeting which shall include, among others:	49	Please submit draft minutes of the 2022 ASM complying with the following parts.	This will be presented to the shareholders during the meeting.
1	Description of the voting and voting tabulation procedures used in the previous meeting			
2	Description of the opportunity given to stockholders or members to ask questions and a record of the questions asked and answers given			
3	The matters discussed and resolutions reached			
4	A record of the voting results for each agenda item			
5	List of directors, officers and stockholders who attended the meeting			
6	Such other items that the Commission may require in the interest of good corporate governance and the protection of minority stockholders			
g	A director attendance report, indicating the attendance of each director at each of the meetings of the board and its committees and in <u>regular or special stockholder meeting</u>	49	Please disclose.	This will be presented to the shareholders during the meeting.
h	Appraisal and performance reports for the board and the criteria and procedure for assessment	50	Please disclose.	This will be presented to the shareholders during the meeting.
j	Director disclosures on self-dealings and related party transactions, and/or	-	Please disclose if any.	Please refer to ACGR Report.

Sincerely yours,


ATTY. ARTHUR R. PONSARAN
Corporate Secretary



August 17, 2023

Dear Stockholder:

Please be advised that the annual meeting of the stockholders of **WATERFRONT PHILIPPINES, INC.** (the "Corporation"), will be held on Saturday, September 23, 2023, at 10:00 A.M. at No. 1 Waterfront Drive, Off Salinas Drive, Lahug, Cebu City, Philippines to pass upon the following matters:

1. Call to Order;
2. Certification of Notice and Quorum;
3. Approval of the Minutes of the Previous Stockholders' Meeting;
4. President's Report to the Stockholders and Approval of the Annual Report for the year ended December 31, 2022;
5. Ratification of the Acts of the Board and Management for the year 2022;
6. Election of the Board of Directors to serve for the Term 2023-2024;
7. Appointment of External Auditor;
8. Appointment of External Counsels;
9. Other business/corporate matters; and
10. Adjournment.

As fixed by the Board of Directors, the record date for the purpose of determining the stockholders who are entitled to vote in said stockholders' meeting is August 31, 2023. The Stock and Transfer Book of the Corporation will be closed on September 01, 2023 to September 23, 2023 at 10.00 A.M.

If you are not attending, you may submit a PROXY instrument to the office of the Corporate Secretary of this Corporation at the address stated below. Stockholders whose shareholdings are lodged with the Philippine Central Depository are reminded to secure a certification of their shareholdings from their respective stockbrokers. Corporate stockholders are requested to attach to the PROXY instrument, their respective Board Resolutions in support of their proxies. Deadline for submission of proxies is on or before 10.00 A.M on September 23, 2023. The proxy form is hereto attached as Annex "A".

On the day of the meeting you or your proxy are hereby required to bring this Notice and any form of identification with picture and signature (e.g. driver's license, SSS ID, company ID, etc.) to facilitate registration.

Stockholders may submit written nominations for directors to the Corporate Secretary by mail or email at the addresses mentioned below not later than September 08, 2023. All nominations shall be in writing duly signed by the nominating stockholders or their duly authorized (in writing) representatives, with the written acceptance of the nominee. The nomination form is attached herewith as Annex "B". A copy of a valid government-issued identification card with photo of the nominee shall likewise be enclosed. All nominees for Directors and Independent Directors shall possess the qualifications and none of the disqualifications prescribed by law and the Corporation's policies. If a nominee for Independent Director, the nominee shall likewise submit a duly accomplished Certificate of Qualification in the form prescribed by the Securities and Exchange Commission in its Memorandum Circular No. 5, Series of 2017 dated March 7, 2017.



WE ARE NOT SOLICITING YOUR PROXY.

Pasig City, Philippines, August 17, 2023

ARTHUR R. PONSARAN

Corporate Secretary

Office address:

Unit 3104, 31st Floor Antel Global Corporate Center

#3 Dona Julia Vargas Avenue

Ortigas Center, Barangay San Antonio, Pasig City

Philippines, 1600

Email address: https://www.waterfronthotels.com.ph/investor_relations/

Waterfront Philippines Incorporated

Principal Office Address

No. 1 Waterfront Drive

Off Salinas Drive, Lahug

Cebu City, Philippines

SECURITIES AND EXCHANGE COMMISSION

SEC FORM 20-IS

INFORMATION STATEMENT PURSUANT TO SECTION 20
OF THE SECURITIES REGULATION CODE

1. Check the appropriate box:
[] Preliminary Information Statement
[x] Definitive Information Statement
2. Name of Registrant as specified in its charter WATERFRONT PHILIPPINES, INCORPORATED
3. PHILIPPINES
Province, country or other jurisdiction of incorporation or organization
4. SEC Identification Number AS-0994-8678
5. BIR Tax Identification Code D80-003-978-254-NV
6. No.1 Waterfront Drive, Off Salinas Drive, Lahug, Cebu City 6000
Address of principal office Postal Code
7. Registrant's telephone number, including area code
(02) 559-0130
8. September 23, 2023 10:00 AM in No.1 Waterfront Drive, Off Salinas Drive, Lahug, Cebu City
Date, time and place of the meeting of security holders
9. Approximate date on which the Information Statement is first to be sent or given to security holders: August 31, 2023
10. In case of Proxy Solicitations:

Name of Person Filing the Statement/Solicitor:

*Address and Telephone No.:*_____
11. Securities registered pursuant to Sections 8 and 12 of the Code or Sections 4 and 8 of the RSA (information on number of shares and amount of debt is applicable only to corporate registrants):
- | Title of Each Class | Number of Shares of Common Stock
Outstanding or Amount of Debt Outstanding |
|--|---|
| <u>Common Shares - P1.00 par value</u> | <u>2,498,991,753</u> |
12. Are any or all of registrant's securities listed in a Stock Exchange?
Yes X No _____

If yes, disclose the name of such Stock Exchange and the class of securities listed therein:
Philippine Stock Exchange - Common shares

PART I.

A. GENERAL INFORMATION

Item 1. Date, time and place of meeting of security holders

Date, Time and Place of Meeting:

September 23, 2023

10:00 A.M.

**No.1 Waterfront Drive, Off Salinas Drive
Lahug, Cebu City 6000**

Complete Registrant's Mailing Address (Principal Office):

**No.1 Waterfront Drive, Off Salinas Drive
Lahug, Cebu City 6000**

The approximate date on which the Information Statement are first to be sent & given to the security holders shall be on:

August 31, 2023

Item 2. Dissenter's Right of Appraisal

The shareholders shall have appraisal right or the right to dissent and demand payment of the fair value of the shares in the manner provided under Section 80 of the Revised Corporation Code of the Philippines:

- In case any amendment to the articles of incorporation has the effect of changing or restricting the rights of any stockholders or class of shares, or of authorizing preferences in any respect superior to those of outstanding shares of any class, or of extending or shortening the term of corporate existence;
- In case of sale, lease, exchange, transfer, mortgage, pledge, or other disposition, of all or substantially all of the corporate property and assets as provided in the Corporation Code;
- In case of merger or consolidation: and
- In case of investment of corporate funds for any purpose other than the primary purpose of the Corporation.

Under Section 81 of the Revised Corporation Code, instances wherein the stockholder has voted against a proposed corporate action, the statutory procedures required to be followed by dissenting security holders in order to perfect such rights are, as follows:

(a)The dissenting stockholder shall make a written demand on the corporation for the payment of the fair value of shares held within thirty (30) days from the date on which the vote was taken. Provided, that failure to make the demand within such period shall be deemed a waiver of the appraisal right. If the proposed corporate action is implemented, the corporation shall pay the stockholder, upon surrender of the certificate or certificates of stock representing the stockholder's shares, the fair value thereof as of the day before the vote was taken, excluding any appreciation or depreciation in anticipation of such corporate action;

(b)If, within (60) days from the approval of the corporate action by the stockholders, the withdrawing stockholder and the corporation cannot agree on the fair value of the shares, it shall be determined and appraised by (3) disinterested persons, one of whom shall be named by the stockholder, another by the corporation, and the third by the (2) thus chosen. Then findings of the majority of the appraisers shall be final, and their award shall be paid by the corporation within (30) days after such award is made: Provided, that no payment shall be made to any dissenting stockholder unless the corporation has unrestricted retained earnings in its books to cover such payment: Provided further, that upon payment by the corporation of the agreed or awarded price, the stockholder shall forthwith transfer the shares to the corporation;

There are no matters or proposed corporate actions to be taken up during the annual stockholders' meeting which may give rise to a possible exercise of security holders of their appraisal rights under Title X of the Corporation of the Philippines.

Item 3. Interest of Certain Persons in or Opposition to Matter to be Acted Upon

1. Other than election to office and other matters stated herein, no director or officer has any substantial interest in any matter to be acted upon during the Annual Meeting of stockholders on September 23, 2023.
2. No director intends to oppose any action to be taken at the said meeting.

CONTROL AND COMPENSATION INFORMATION**Item 4. Voting Securities and Principal Holders Thereof**

The number of shares outstanding and entitled to vote in the stockholders' meeting is 2,498,991,753 shares as of August 31, 2023. The record date for purposes of determining stockholders entitled to vote is **August 31, 2023**. Stockholders are entitled to cumulative voting in the election of directors, as provided by the Revised Corporation Code.

Under Section 23 of the Revised Corporation Code, stockholders entitled to vote shall have the right to vote the number of shares of stock standing in their own names in the stock books of the corporation at the time fixed in the bylaws or where the bylaws are silent, at the time of the election. The said stockholder may:

- (a) vote such number of shares for as many persons as there are directors to be elected;
- (b) cumulate said shares and give one (1) candidate as many votes as the number of directors to be elected multiplied by the number of the shares owned; or
- (c) distribute them on the same principle among as many candidates as may be seen fit: Provided, That the total number of votes cast shall not exceed the number of shares owned by the stockholders as shown in the books of the corporation multiplied by the whole number of directors to be elected: Provided, however, That no delinquent stock shall be voted. Unless otherwise provided in the articles of incorporation or in the bylaws, members of nonstock corporations may cast as many votes as there are trustees to be elected but may not cast more than one (1) vote for one (1) candidate. Nominees for directors or trustees receiving the highest number of votes shall be declared elected.

Security Ownership of Certain Record and Beneficial Owners and Management. There is no change in control of the registrant since the beginning of the last calendar year.

Security Ownership of Certain Record and Beneficial Owners:
(As of June 30, 2023)

The following persons are known to the Company to be directly or indirectly the record or beneficial owner of more than 5% of any class of the Company's voting securities:

<u>Title of Class</u>	<u>Name & Address of Record Owner & Relationship with Issuer</u>	<u>Name of Beneficial Owner & Relationship with Record Owner</u>	<u>Citizenship</u>	<u>No. of Shares Held</u>	<u>% of Class</u>
Common	PCD Nominee Corporation (Fil.) 37/F Tower I, The Enterprise Center 6766 Ayala Ave., Paseo de Roxas, Makati City (PCD Nominee is not related to WPI)	Various Clients	Filipino	1,138,645,073	45.56%

Common	The Wellex Group, Inc. 35 th Flr One Corporate Center, Dona Julia Vargas Ave. cor. Meralco Ave., Ortigas <i>TWGI is the holding company and major stockholder of WPL.</i>	The Wellex Group, Inc. 35 th Flr One Corporate Center, Dona Julia Vargas Ave. cor. Meralco Ave., Ortigas Center, Pasig City • Represented by Miss Elvira A. Ting, who is a nominee of said company. Directors & Officers are William T. Gatchalian, Dee Hua T. Gatchalian, Kenneth T. Gatchalian & Richard L. Ricardo	Filipino	1,128,466,800	45.16%
--------	--	--	----------	---------------	--------

Foreigners do not own, directly or indirectly, more than 15% of any class of the Company's voting securities. PCD Nominee (Non-Filipino) constitutes only a 1.82%.

Security Ownership of Management (As of June 30, 2023)

The numbers of shareholders of record as of June 30, 2023 were 430 and common shares issued and subscribed were 2,498,991,753.

Title Of Class	Name of beneficial Owner	Amount and nature of Beneficial Ownership	Citizenship	% of Class
Common	Kenneth T. Gatchalian	30,000,100 direct	Filipino	1.200
Common	Arthur M. Lopez	1 direct	Filipino	0.000
Common	Elvira A. Ting	10,000,009 direct	Filipino	0.400
Common	Aristeo R. Cruz	1,000 direct	Filipino	0.000
Common	Arthur R. Ponsaran	110 direct	Filipino	0.000
Common	Dee Hua T. Gatchalian	350,000 direct	Filipino	0.014
Common	Reno I. Magadia	10,000 direct	Filipino	0.000
Common	Sergio R. Ortiz-Luis Jr.	110 direct	Filipino	0.000
Common	Ruben D. Torres	1,000 direct	Filipino	0.000
Common	Renato C. Francisco	100 direct	Filipino	0.000
	Total Beneficial Ownership	40,362,430		1.614

There is no voting trust holder of 5% or more.

There are no persons holding a certain class of stocks under a voting trust or similar agreement. There are also no arrangements that may result in a change in control of the registrant.

There are no significant changes to the control in the group for the year 2022.

Item 5. Directors and Executive Officers

Nominees for Election as Members of the Board of Directors: **(Final as Pre-screened by Nominations Committee)**

Name	Position	Age	Citizenship
Sergio R. Ortiz-Luis, Jr	Chairman of the Board	80	Filipino
Kenneth T. Gatchalian	President/Director	47	Filipino
Elvira A. Ting	Treasurer/Director	63	Filipino
Ruben D. Torres	Director	82	Filipino
Reno I. Magadia	Director	53	Filipino
Arthur M. Lopez	Director	77	Filipino

Dee Hua T. Gatchalian	Director	75	Filipino
Aristeo Cruz	Independent Director	57	Filipino
Renato C. Francisco	Independent Director	75	Filipino

They are in the final list of nominees as pre-screened by the Nominations Committee. The nominees nominated by Ms. Elvira A. Ting, are her nephew, Kenneth T. Gatchalian and Dee Hua T. Gatchalian is her sister.

Independent Directors possess all the qualifications and none of the disqualifications to serve as such as provided for in Section 38 of the Securities Regulation Code and its implementing Rules and Regulations.

The Members of the Nomination Committee are the following:

Chairman - Dee Hua T. Gatchalian
Member - Sergio R. Ortiz-Luis, Jr
Member - Elvira A. Ting

The Company has complied with the Requirements on the Nomination and Election of the Independent Directors as provided in SRC Rule 38 and its implementing rules and regulations.

Directors and Executive Officers:

- a) There are 9 seats in the Board of Directors. The term of office of each member is one year.
- b) The current members of the Board of Directors are as follows:

Office	Name	Age	Citizenship	Position in Other Listed Companies
Chairman of the Board/Independent Director	Sergio R. Ortiz-Luis, Jr.	80	Filipino	Independent Director- Waterfront Philippines, Inc., President & CEO - Philippine Exporters Confederation, Inc. (PHILEXPORT); Honorary Chairman - Philippine Chamber of Commerce & Industry, Employers Confederation of the Philippines, Integrated Concepts and Solutions, Inc., Vice-Chairman of Alliance Global, Inc.; Director - International Chamber of Commerce of the Philippines, Manila Exposition Complex, Inc., Lasaltech Academy, BA Securities, Rural Bank of Baguio, GS1.; Gov't Affiliations: Vice-Chairman - Export Development Council; Civic Organizations: Chairman - Rotary Club of Green Meadows, Director - PILAK Foundation, Universal Access Center for Trade Others: Honorary Consul General - Consulate of Romania in the Philippines.

Director	Kenneth T. Gatchalian	47	Filipino	Director-Wellex Industries Inc.; President & CEO of Acesite (Phils.) Hotel 2007-present; Vice Chairman of Philippine Estates Corporation; Director-Forum Pacific Inc. Director-Waterfront Cebu City Casino Hotel Incorporated; Director-Davao Insular Hotel Company Inc.; Director-Waterfront Mactan Casino Hotel, Incorporated; Director-Waterfront Wellness Group Inc.; Director-Waterfront Food Concepts, Inc.; Director-Waterfront Horizons Corporation; Director-Grand Ilocandia Resort and Development, Inc.; Director-Mayo Bonanza Inc.; Director-Waterfront Cebu Ventures, Inc.; Director-Waterfront Hotel Management Corporation; Director-Waterfront Iloilo Hotel Inc.
Director	Arthur M. Lopez	77	Filipino	Owner and Principal Consultant of AML Hotel Consultancy, Management and Technical Services Consultant of Federal Land and owner of Grand Hyatt Projects and Marco Polo Cebu; Director-Philippine Estates Corp., Chairman- Acesite Phils. Hotel Corp, Hotel Management Consultant of the B Hotel Manila, Bellevue Bohol Resort in Panglao, B Hotel Quezon City, Bellevue Baguio (opening in 2018) and Bloomberry Casino Hotels & Resorts; Regional Director of Asia Pacific Top Management International Resources Corp.; Hotel Management Consultant of Double Dragon properties Corporation. President of Legoli Holdings Inc and Arleff Holdings Inc. and President of Phil. Hotel Federation Inc.
Director	Dee Hua T. Gatchalian	75	Filipino	Director- Philippine Estates Corporation, Acesite (Philippines) Hotel Corporation; EVP- Finance and Admin The Wellex Group, Inc., & Plastic City Corporation. Chairperson of Jesus Our Life Ministries, Inc.

Director	Reno I. Magadia	53	Filipino	Managing Director- Misons Industrial & Development Corp., Metro Combined Logistics Solutions, Inc.; Director – Metro Alliance Holdings and Equities Corp. Vice-President and Director of Mercator Filter Manufacturing Corporation.
Independent Director	Aristeo R. Cruz	57	Filipino	Independent Director Waterfront Philippines, Inc., Independent Director-The Wellex Group, Inc., Director of Acesite Phils Hotel Corp. Meycauayan College, Inc - Vice-Chairman of the board and Executive Vice President; Cruz Altares & Associates Law Office (formerly Cruz, Castro & Altares Law-Founding and Managing Partner,Liberty Bank (A Rural Bank), Inc.-Vice President Idealand Realty & Dev't Corp.- Vice-President and Chief Operating Officer (COO) Philstar Innovation Realty Corp.- Director & Corp Secretary Statosphere Realty & Dev't Corp. President and Chief Operating Officer (COO) Metro Alliance Holdings & Equities Corp.- Independent Director
Director	Ruben D. Torres	82	Filipino	Director Waterfront Philippines, Inc., President – BPO Workers Association of the Phils.; Senior Partner – Torres Caparas Torres Law Offices; Secretary General-Katipunan ng Manggagawa at Magsasaka ng Pilipinas; Chairman/CEO - Service Exporters Risk Management & Consultancy Co., Towers Corporation and Optimus Medical Care and Trading Corporation.

Director and Treasurer	Elvira A. Ting	63	Filipino	President & CEO – Philippine Estates Corporation; Director-Wellex Industries, Inc., Forum Pacific, Inc., Orient Pacific Corporation, Crisanta Realty and Development Corporation, Recovery Development Corporation, The Wellex Group, Inc., Plastic City Industrial Corporation.
Independent Director and Chief Risk Officer	Renato C. Francisco	75	Filipino	A veteran legal professional, Justice Renato C. Francisco has been serving as an Associate Justice for the Court of Appeals from May 31, 2012 – August 20, 2018. An Ateneo De Manila University graduate for his Bachelor of Laws, Justice Francisco has served in the judiciary as a Presiding/ Executive Judge for the Regional Trial Court – Branch 19 of Malolos, Bulacan. Prior to that, he has also been the Assistant City Prosecutor for Makati City from 1992 to 1996. His extensive knowledge about the judiciary and legislations was further improved by the training programs that he has been a part of including The Harvard Negotiation Intensive, The Seminar-Workshop on Substantive Law and Jurisprudence on Intellectual Property for Court of Appeals Justices.
Corporate Secretary	Arthur R. Ponsaran	80	Filipino	Director-Philippine Estates Corporation, Forum Pacific, Inc. Acesite (Phils.) Hotel, MCCI Corporation Managing Partner-Corporate Counsels, Phils., and Corp Secretary of Producers Savings Banking Corp., Wilcon Depot, Inc., Wilcon Corporation, Philsteel Holdings, Inc., Steel Corporation of the Philippines.

The aforementioned nominees are all incumbent directors. The independent directors, Atty. Renato C. Francisco and Atty. Aristeo R. Cruz have been independent directors since 2019, and 2021 respectively.

No incumbent director has resigned or declined to stand for election for re-election to the board of directors since the date of the last annual meeting of security holders.

Key Officers

Name	Office	Age	Citizenship
Kenneth T. Gatchalian	President	47	Filipino
Evangeline E. Soliveres	Corporate Finance Director	50	Filipino
Maria Socorro R. Cotel	Corporate Planning Director	48	Filipino
Lanelle Cristina M. Barba	Corporate Peers Resources and Development Director	45	Filipino
Arthur R. Ponsaran	Corporate Secretary	80	Filipino
Arsenio A. Alfiler, Jr.	Assistant Corporate Secretary	77	Filipino

A brief description of the nominee directors' and executive officers' business experience and other directorship held in other reporting companies are provided as follows:

Sergio R. Ortiz-Luis, Jr.	Chairman of the Board
----------------------------------	------------------------------

He has degrees of Bachelor of Arts and Bachelor of Science in Business Administration from De La Salle University; PhD Humanities from Central Luzon State University, and PhD Business Technology from Eulogio "Amang" Rodriguez Institute of Science and Technology. He is the President and CEO of Philippine Exporters Confederation, Inc. An Honorary Chairman of Philippine Chamber of Commerce & Industry, Employers Confederation of the Philippines as well as Integrated Concepts & Solutions, Inc. He is the Vice Chairman of Alliance Global, Inc., Export Development Council. He is a Director of Manila Exposition Complex, Inc., Lasaltech Academy, Philippine Estate Corporation, BA Securities, Rural Bank of Baguio, PILAK Foundation, and Universal Access Center for Trade and Philippine International Training Corporation. He is a Council Adviser Member of Philippine Foundation, Inc., a Founding Director of International Chamber of Commerce of the Philippines and GS1. He is also a member of the Board of Advisers of Southville International School and Colleges. He is a commissioner of Patrol 117, a Financing Champion of National Competitiveness Council and a Private Sector Representative of Bamboo Council. He is also a Chairman of Rotary Club of Green Meadows Foundation and also a Chairman of Council of Advisers Eastern Police District. He is the Past President of Rotary Club of Green Meadows Quezon City RI District 3780; a Board of Advisers Member of Council of Advisers Philippine National Police, a senator of Philippine Jaycee Senate, Captain of Philippine Coastguard Auxiliary and a member of the League of Corporate Foundation. He is the Honorary Consul General of Consulate of Romania in the Philippines, a Treasurer of Consular Corps of the Philippines and an Honorary Adviser of International Association of Education for World Peace. Some awards that he received were International Peace Award for Economic Development in 2005, Most Outstanding Citizen of Nueva Ecija in the Field of Business in 2005 also, Most Outstanding Pasigueno in 2006, Ulirang Ama also in 2006 and Presidential Merit Award Medal in 2007. He became an Independent Director of Waterfront Philippines, Inc. since August 2006-2020. In 2014, he attended Exporter's Partner in Gearing the Country for the AEC Markets of the World 2, Technology Innovation and Entrepreneurship as Competitive Strategies PHILAAS 63rd Annual Convention and lastly, Bringing the Buy Pinoy Campaign to the Next Level.

Kenneth T. Gatchalian	President
------------------------------	------------------

Mr. Kenneth T. Gatchalian is the President of the Company. He is a member of the Board of Forum Pacific, Inc. and Wellex Industries, Inc., and The Wellex Group, Inc. He holds a Degree in Bachelor of Science in Architecture from University of Texas in San Antonio, Texas, USA. He has been the Director of Waterfront since February 2001.

Arthur M. Lopez	Director
<p>Hotel management consultant specializing in general hotel management consultancy services, marketing, hotel design development/technical services, gaming, hotel feasibility study, pre and post hotel opening management services, asset management/owner's representative, food and beverage concept and service, mergers and acquisitions, travel and tours, theme parks and third party management and branding. The Owner and Principal Consultant of AML Hotel Consultants. Hotel Management and Development Consultant – Double Dragon Properties Corporation (PSE listed) - Hotel of Asia Inc. – Jin Jiang Ortigas, Jin Jiang Inn Makati, Injap Tower Iloilo, Hotel 101 Manila (500 rooms), Hotel 101 Fort project (600 rooms, under construction); Hotel 101 Bohol (250 rooms, under construction); Hotel Management and Development Consultant – Bellevue Bohol Resort, The Bellevue Hotel Manila, The B Hotel Manila, B Hotel Quezon City; Bellevue Baguio (under construction) opening in 2018; Bellevue Bohol Resort extension (140 rooms) opening 2019. Hotel Management and Development Consultant – Wyndham Garden (Wellworth Properties and Development Corporation) Quezon City (200 rooms) opening in 2020 and in a resort hotel in Mactan, Cebu City (300 rooms) opening in 2021. The Chairman – Philippine Estates Corporation (PSE listed) and Acesite Philippines Hotel Corporation, owner of Manila Pavilion Hotel (PSE listed). Director – Waterfront Hotels and Casinos (PSE listed) – Waterfront Cebu City Hotel & Casino, Manila Pavilion Hotel & Casino, Waterfront Airport Hotel & Casino and Waterfront Insular Hotel Davao. President – Philippine Hotel Owners Association, Inc. (PHOAI) – the largest group of hotel owners and developers in the Philippines. Holds a Bachelor of Science degree in Commerce, major in Management, and a Master's Degree in Business Administration (MBA), both from the University of Santo Tomas in the Philippines. He completed a Tourism Management course at the East-West Center, University of Hawaii, Honolulu, Hawaii and Cornell University, Ithaca, New York, USA. Mr. Lopez became an Independent Director of Waterfront Philippines, Inc. since August 2011-2020.</p>	
Dee Hua T. Gatchalian	Director
<p>Mrs. Gatchalian was elected director of the Company since 24 June 2004-present. She is the Executive Vice-President of The Wellex Group, Inc., and also the Executive Vice-President of Plastic City Corporation. She is a board of director of Philippine Estates Corporation, and Acesite (Phils.) Hotel Corp. She graduated with a degree in Medical Technology from the Far Eastern University in 1970. In addition to her numerous positions in business firms, she is the Chairperson of Jesus Our Life Ministries, Inc., a non-profit, non-stock organization duly registered with the Securities and Exchange Commission.</p>	
Reno I. Magadia	Director
<p>A Master's degree holder in Business Administration from Pepperdine University in Los Angeles, California, Mr. Magadia is currently the Managing Director of holding firm, Misons Industrial and Development Corp. He is also the Managing Director of Metro Combined Logistics Solutions, Inc. He is on the Board of Directors of Metro Alliance Holdings and Equities Corporation. He held the posts of Vice President and Director of Mercator Filter Manufacturing Corporation. He also worked as Head Portfolio Manager of stock brokerage firm, Papa Securities Corporation. He was also the President and Founder of the Youth Leaders for Change, a non-profit and multi-sectoral organization for youth leaders in Quezon City. He was elected as Director of Waterfront Philippines, Inc., since September 17, 2005-present.</p>	
Renato C. Francisco	Director
<p>A veteran legal professional, Justice Renato C. Francisco has been serving as an Associate Justice for the Court of Appeals from May 31, 2012 – August 20, 2018. An Ateneo De Manila University graduate for his Bachelor of Laws, Justice Francisco has served in the judiciary as a Presiding/Executive Judge for the Regional Trial Court – Branch 19 of Malolos, Bulacan. Prior to that, he has also been the Assistant City Prosecutor for Makati City from 1992 to 1996. His extensive knowledge about the judiciary and legislations was further improved by the training programs that he has been a part of including The Harvard Negotiation Intensive, The Seminar-Workshop on Substantive Law and Jurisprudence on Intellectual Property for Court of Appeals Justices. Mr. Francisco became an Independent Director of Waterfront Philippines, Inc. since August 2014-present.</p>	
Ruben D. Torres	Director
<p>Mr. Ruben Torres graduated in the University of the Philippines with a degree of Bachelor of Arts (Political Science) after which, he finished the degree of Bachelor of Laws at the same university. Presently he is also the President of BPO Workers Association of the Philippines and Senior Partner of Torres Caparas Torres Law Office. He is also the Secretary General of Katipunan ng Manggagawa at Magsasaka</p>	

ng Pilipinas. He is associated with the Integrated Bar of the Philippines and Philippine Academy of Professional Arbitrators. His former positions include being a Member of the House of Representatives of the 2nd District of Zambales, Executive Secretary of the Office of the President in Malacañang, Secretary of the Department of Labor and Employment. Mr. Torres became an Independent Director of Waterfront Philippines, Inc. since August 2006-2020.

Elvira A. Ting	Director and Treasurer
-----------------------	-------------------------------

Ms. Elvira A. Ting earned her Bachelor's Degree in Business Administration major in Management from the Philippine School of Business Administration. She has been the Director of Waterfront Philippines, Inc., since October 2000-present. She is also the President/Director of Philippine Estates Corp., a director Wellex Industries, Inc., The Wellex Group, Inc., and Forum Pacific, Inc. She is also a Director/CFO of Acesite Phils. Inc. since 2004-present.

Arthur R. Ponsaran	Corporate Secretary
---------------------------	----------------------------

Atty. Arthur R. Ponsaran graduated his Bachelor's Degree in Business Administration from University of the East and he finished the degree of Bachelor of Laws at University of the Philippines. He completed the MDP Program at the Asian Institute of Management. He is a member of the Philippine Bar and the New York Bar. He is the Director of Philippine Estate Corporation, Forum Pacific, Inc. Acesite (Phils.) Hotel, MCCI Corporation, Managing Partner- Corporate Counsels, Phils., and Corp Secretary of Producers Savings Banking Corp., Wilcon Depot, Inc. Wilcon Corporation, Philsteel Holdings, Inc., Steel Corporation of the Philippines, among others.

Arsenio Alfiler Jr.	Assistant Corporate Secretary
----------------------------	--------------------------------------

Atty. Alfiler, Jr. is now the Assistant Corporate Secretary. He holds a bachelor of arts degree in public administration and bachelor of laws from the University of the Philippines. He was an associate lawyer in Gonzalo Gonzalez Law Office (1972 to 1977) and an in-house legal counsel in Bancom Development Corporation (1977-1981), Union Bank of the Philippines (1982-1987), Asian Bank Corporation and AB Capital and Investment Corporation (1987-2003) and Asiatruster Bank (January – July 15, 2004). He is a partner in Corporate Counsels, Philippines Law Offices.

Aristeo R. Cruz	Director
------------------------	-----------------

Atty. Cruz graduated from De La Salle University with a Bachelor in Commerce major in Accounting on 1986. He was also a graduate of Bachelors of Laws from New Era University in 2005 as Cum Laude, Outstanding Student Awardee, and Class valedictorian. He is a certified Public Accountant and a member of the Philippine Bar. He is the Founding and Managing Partner of Cruz Altares & Associates Law Office. He is the President and Chief operating Officer of Idealand Realty and Development Corp. since 2009 and Statosphere Realty and Development Corp. since 2011. He is the President of Waterstreet Realty Corp. since 2012, Director of Metro Alliance Holdings and Equities Corp. since 2015, Director and Corporate Secretary of Philstar Innovation Realty Corp. since 2011 and Justino Emilia Realty and Management & Development Corp since 20018, and Vice President of Liberty bank since 2018. He is the President of Jose and Luz Locsin Foundation since 2012. He is the Vice Chairman and Director of Dean of Meycauayan College, Inc. since 2011 and 2007, respectively. Mr. Cruz became an Independent Director of Waterfront Philippines, Inc. since July 2021-present.

Executive

Kenneth T. Gatchalian (see above description)	President
---	------------------

Evangeline E. Soliveres	Corporate Finance Director
--------------------------------	-----------------------------------

Ms. Soliveres joined Waterfront Group on February 16, 2022 as Corporate Finance Director. She is a CPA by profession; she graduated at the Polytechnic University of the Philippines (PUP), Manila with a degree of Bachelor of Accountancy, *Cum Laude*. She has earned MBA units from Ateneo Graduate School of Business. After graduation, she worked as an external auditor at Punongbayan & Araullo, CPAs at Makati City. Then, she moved to DMC-Urban Property Developers Inc. as Chief Accountant/Financial Analyst. After which, she worked for ECI Telecom Phils., in Makati City as Finance & administration Manager. In 2007, she worked for Emerson Asia Pacific ROHQ as Regional Finance Manager for Asia Pacific Supply Chain Organization. In April 2010, she joined ICAP Philippines Inc (Interdealer Broker in Securities) as a Treasurer/Finance & Administration Head and Associated Person. After almost 7 years, she decided to leave and join GFI (Hong Kong Brokers) Ltd as Director & Head of Finance & Administration. She was *Waterfront Philippines, Inc.*

also the Chief Finance & Operations Officer in GLLC Medical Ltd. Hong Kong from the year 2020-2021, prior to joining Waterfront Group. She is a member of the Philippine Institute of Public Accountants (PICPA) and Association of Certified Public Accountants in Commerce & Industry (ACPACI).

Maria Socorro R. Coteló	Corporate Planning Director
--------------------------------	------------------------------------

Maria Socorro Delos Reyes Coteló is the Corporate Planning Director for Waterfront Hotels & Casinos. She joined Waterfront in 2003 as Sales Accounts Manager before she moved to help establish Revenue Management in the company, from there she continued to work in the Corporate Planning Division overseeing its different sections - Corporate Standardization, Revenue Management, Business Development, Central Reservations and Corporate Information Technology.

She earned her Bachelor's Degree in Economics at the University of San Carlos and took up masteral units of the same course before pursuing her Bachelor of Laws from SouthWestern University, Cebu City. After completing her Bachelor of Laws, as Juris Doctor, she worked for the Davide, Calderon, and Tolentino Law office in 2002 and as part-time instructor for the University of San Carlos, Economics Department and the Department of Hospitality & Management.

She has significant training in Hotel Management and Distribution Systems and attended Revenue Management seminars specifically on Pricing, Travel Distribution and Technology, Project Management, Branding and Selling Skills workshops. She completed her Certification in Revenue Management at Cornell University, New York in 2011 with focus on hotel and restaurant revenue management, strategic pricing, demand management, strategic marketing and financial management.

Her speaking engagement includes two international forums under the Travel Distribution Summit Asia, Singapore in 2008 and 2009 with topics on Revenue Management in Tough Times and Integrating Sales and Marketing in Revenue Management. As part of SEC Compliance, she completed the seminar on Corporate Governance on November 19, 2021.

Lanelle Cristina M. Barba	Corporate Peers' Resources and Development Director
----------------------------------	--

Ms. Barba, joined Waterfront on June 2006–April 2008 as Employee/Labor Relations Officer in Waterfront Pavilion Hotel and Casino, and was appointed as Peers Resources' and Development Director of the same property on April 30, 2008. Currently, she is the Corporate Peers' Resources and Development Director of Waterfront Hotels and Casinos. She earned her Bachelor's Degree in Elementary Education at the University of Santo Tomas. Prior joining with Waterfront, she is the HR Officer of Asia Select Inc. and Research Analyst under Employee Relations and Benefits Division of Metrobank. She was sent to various trainings and seminars and in 2009, she was sent to Nanyang University, Singapore to attend the PDP 2009 Building the Human Capital Base: Essential HR Practices for Managers in 2011 to Bangkok, Thailand for HR Audit training. She was previously one of the Board of Directors of the Association of Human Resources Managers (AHRM) in the Hospitality Industry from 2018-2020 and is currently an active member. On November 19, 2021, she completed the seminar on Corporate Governance.

Richard L. Ricardo	Compliance Officer/Investor Relations Officer/Vice President For Corporate Affairs
---------------------------	---

Mr. Ricardo is the Vice-President for Corporate Affairs of Acesite (Phils.) Hotel Corporation since 2004 and is concurrently the Vice-President for Strategic Initiatives of The Wellex Group, Inc. He is a graduate of the Ateneo de Manila University with degrees in both Management and Economics. He started in banking and corporate lending with the Far East Bank and Trust Company and later handled corporate planning for the Philippine Banking Corporation. He has previously worked in AEA Development Corporation, an investment house, and has also served in the government under both the Office of the Prime Minister and the Ministry of Finance. He is a licensed real estate broker and is concurrently a director of Philippine Estates Corporation, Wellex Industries, Inc., Forum Pacific, Inc. and is the treasurer of Metro Alliance Holdings and Equities Corporation.

Joson T. Lim	Data Privacy Officer
---------------------	-----------------------------

Mr. Lim joined Waterfront on November 2005 as Group Reservations & Distributions Manager, and was appointed in the year 2017 to present as Data Privacy Officer where he monitors the Company's and its property's compliance with the DPA, its IRR, issuances by the National Privacy Commission and other applicable laws and policies. He also conducts Privacy Impact Assessments for the Company's and each property's new projects, programs, systems and processes to demonstrate proper privacy management

activity, which includes ensuring data protection risks are measured, analyzed and mitigated. He passed the Data Protection Officer-NPC ACE Level 1 DPO-ACE C-2019-161. He was also a Data Protection Officer Nominee of the National Privacy Commission – 2021 Privacy Awareness Week. He even attended the Professional Development Program courses specifically for Interactive Marketing, Demand Management in Evolving Marketing Channels, and Marketing Management at Cornell School of Hotel Administration Executive Education, Ithaca, New York, USA. He earned his Bachelor's Degree in Hotel and Restaurant Management at the University of San Carlos. In 2001, he passed the certification of Spirit of Hospitality American Hotel & Lodging Institutes and Supervisory Skill Builders at American Hotel Lodging Institutes 6751 Forum Drive, Suite 220, Orlando, FL USA. He was awarded Data Protection Operational Excellence in Asian Institute of Management and Straits Interactive. He was also a Certified Energy Manager in Meralco Academy. As part of SEC Compliance, he completed the seminar on Corporate Governance on November 19, 2021.

Aiza L. Pasayloon-Famador	Chief Audit Executive
----------------------------------	------------------------------

Ms. Aiza is the Corporate Internal Audit Manager of Waterfront Hotel & Casino. She performs audit procedures for the four properties of the Group. Currently, she is handling three audit staff. She is directly reporting to the owner of the Waterfront Group. She is a Certified Public Accountant by Profession and a member of the Philippine Institute of Public Accountants [PICPA]. She graduated from Saint Paul's School of Business and Law, Tacloban City with a degree of Bachelor of Science in Accountancy, Cum Laude. In July 2015, she started her first job with Sycip Gorres Velayo & Co, as a Junior Tax Audit Associate, and was promoted to Senior Tax Audit Associate after two years of service. In October 2018, she joined LH Paragon, Inc. as a Corporate Tax Specialist and Compliance Officer. After 3 years, she joined Excelsior Farms, Inc. as Senior Accounting, Audit, and Tax Supervisor

Significant Employees

There are no employees of the Company who is not an Executive Officer but expected to make significant contribution to the business of the Company.

Family Relationship

Mr. Kenneth T. Gatchalian is the son of Ms. Dee Hua T. Gatchalian. Ms. Elvira A. Ting is a sister of Ms. Dee Hua T. Gatchalian and an aunt of Kenneth T. Gatchalian. Aside from them, no family relationship up to the fourth degree of consanguinity or affinity exists among the directors and executives.

Involvement in Certain Legal Proceedings

As of July 31, 2023 none of the directors and officers/nominees was involved in any bankruptcy proceedings. Neither have they been convicted by final judgment in any criminal proceedings, or been subjected to any order, judgment or decree of competent jurisdiction, permanently or temporarily enjoining, barring, suspending, or otherwise limiting their involvement in any type of business, securities or commodities or banking activities, nor found in an action by any court or administrative bodies to have violated a securities and commodities law.

Certain Relationship and Related Transactions

	Relationship to the Issuer	Nature of Advances	Amount of Advances
The Wellex Group, Inc. (TWGI)	Ultimate Parent	Secured; interest-bearing; due in one year subject to renewal	2022 – P 1,047,279,000 2021 – P 971,130,000
Pacific Rehouse Corporation (PRC)	Stockholder	Secured; interest-bearing; not impaired; due in one year subject to renewal	2022 – P 595,223,000 2021 – P 584,570,000
Philippine Estate (PHES)	Stockholder	Unsecured; non-interest bearing; due on demand	2022 – P 92,054,000 2021 – P 92,054,000
Crisanta Realty	Stockholder	Unsecured; interest-bearing; due in 5 years	2022 – P 638,822,000 2021 – P 423,030,000

See notes 8 on Consolidated FS 2022

The Directors of WPI are elected at the annual stockholders' meeting to hold office until the next succeeding annual meeting and until their respective successors have been elected and qualified. Officers are appointed or elected annually by the Board of Directors at its first meeting following the Annual Meeting of Stockholders, each to hold office until the corresponding meeting of the Board of Directors in the next year or until a successor shall have been elected, appointed or shall have been qualified.

Item 6. Compensation of Directors and Executive Officers

None of the Directors receive compensation for serving as Directors of the Company.

The aggregate paid to the highly compensated executive officers

Aggregate Compensation paid to the highly compensated executive officers	Principal Position	Year	Salary (P) (estimated)	Bonus (P)	Other annual compensation
Kenneth Gatchalian N/A	President Group General Manager	2023 2022 2021	16,993,027 (estimate) 20,027,271.79 16,676,257.25	None None None	None None None
Evangeline E. Soliveres	Corporate Finance Director				
Maria Socorro R. Coteló	Corporate Planning Director				
Ms. Lanelle Cristina M. Barba	Corporate Peers' Resources and Development Director				

None of the executive officers receive bonus and other annual compensation.

The aggregate paid to the other officers

Aggregate Compensation paid to other officers	Position	Year	Salary (P) (estimated)	Bonus (P)	Other annual compensation
Joson Lim Aiza Pasayloon	Data Privacy Officer	2023 2022 2021	1,883,705 (estimate) 2,389,451.00 1,389,548.00	None None None	None None None
	Chief Audit Executive				

None of the officers receive bonus and other annual compensation.

Compensation Plan of Directors

The members of the Board of Director are elected for a term of one year. Director per diem are at a rate of Php 9,000.00 (net of 10% ewt) per board meeting. Except for the Chairman and the CEO, Directors, are not entitled to compensation package. Except as herein mentioned, no director received bonuses or profit sharing plans for the years ended 31 December 2022 and 31 December 2021.

Employment Contracts and Termination of Employment and Change—in-Control Arrangements

There is no employment contract and termination of employees and change-in-control arrangement with directors and executive officers.

Warrants and Options Outstanding

There are no warrants and options outstanding held by Waterfront Philippines, Inc.'s CEO, executive officers and all officers and directors as a group.

Item 7. Independent Public Accountants

The external auditor of Waterfront Philippines, Inc. (WPI) for the most recently completed calendar year ending December 2022 is KPMG R.G. Manabat and Co., previously KPMG Manabat Sanagustin and Co., under Mr. Darwin P. Virocel, Partner in-charge, and they are being recommended by the board of directors for the approval of stockholders for this coming year. The firm also audited the Company's previous calendar year.

The company is in compliance with SRC Rule 68, Paragraph 3(b)(iv) .

There were no changes in and disagreements with the accountants or with the current accounting firm relating on accounting and financial disclosure.

Representatives of said firm are expected to be present at the stockholders' meeting, and they will have

relating on accounting and financial disclosure.

Representatives of said firm are expected to be present at the stockholders' meeting, and they will have the opportunity to make a statement if they desire to do so and are expected to be available to respond to appropriate questions.

Audit Committee

The members of the Audit Committee, composed of at least three (3) directors, at least one (1) of whom shall be an independent director, are elected by the board during the first board meeting following the annual stockholders meeting. Each member of the Audit Committee shall have adequate understanding, at least, or competence at most, of the company's financial management systems and environment. The Audit Committee shall have the functions, powers and authorities as may be prescribed by the Board, or as provided in the Corporation's Manual of Corporate Governance, and as may be prescribed by applicable law and regulations.

Duties and Responsibilities of the Audit Committee

Review all financial reports against compliance with both the internal financial management policy and pertinent accounting standards, including regulatory requirements. Review management policy on financial management, specifically in the areas of managing credit, market, liquidity, operational, legal and other risks of the Corporation, crisis management. Review audit plans, scope and frequency of the external audit to the extent advisable, interface with the internal and external auditors. Develop a plan to elevate to international standards the accounting and auditing processes, practices and methodologies, including: a realistic timetable within which the accounting system of the Corporation will be compliant with International Accounting Standards (IAS); an accountability statement that will specifically identify officers and /or personnel directly responsible for the accomplishment of such task;

Develop a transparent financial management system that will ensure the integrity of internal control activities throughout the Company through a step-by-step procedures and policies handbook that will be used by the entire organization.

The Board constituted the following committees:

Audit Committee

Chairman	- Aristeo R. Cruz	-Independent Director
Member	- Renato C. Francisco	-Independent Director
Member	- Dee Hua T. Gatchalian	

Audit and Audit-Related Fees

	FOR THE CALENDAR YEAR ENDED DECEMBER 31,	
	2022	2021
<i>Aggregate Fees Billed for the external audit of the Company's financial statements</i>	3,400,000.00	4,021,828.30

The Company has complied with the requirements of the Rotation of External Auditors as outlined in SRC Rule No.68, Paragraph 3(b)(iv)

Item 8. Compensation Plans

To date WPI has not issued any options or implemented any option scheme to its directors and officers.

The Company has no immediate plan with regard to any bonus, profit sharing, pension/retirement plan granting of extension of any option, warrant or right to purchase any securities.

C. ISSUANCE AND EXCHANGE OF SECURITIES

Item 9. Authorization or Issuance of Securities Other than for Exchange

As of July 31, 2023, Waterfront Philippines, Inc. has no plans yet to increase its authorized capital stock.

Item 10. Modification or Exchange of Securities

Waterfront Philippines, Inc. has no plans to modify any of each authorized and issued securities or to exchange them to another class.

ADDITIONAL REQUIREMENTS AS TO CERTAIN ISSUES AND ISSUER

As of December 31, 2022 the company has a net worth of P12.392 billion and is not planning to issue unsecured bonds for 2023.

Properties

WCCCHI and WMCHI have separate contracts of lease for the use of parcels of land in the province of Cebu.

WCCCHI Land Lease:

Location	Former airport site at Lahug in Cebu City
Size	Approximately 4.6 hectares
Lessor	Mactan Cebu International Airport Authority
Terms of Lease	50 years with an option for renewal for another 25 years, permissible by the laws of the Philippines
Lease Agreement	Fixed rental per month of Php 11.00 per square meter or a total amount per annum of Php 6,399,492.00 + Percentage rental of 2% of the annual Gross Revenue as defined under the Land Lease Agreement

WMCHI Land Lease:

Location	In front of Mactan-Cebu International Airport, Lapu-Lapu City
Size	Approximately 3.5 hectares
Lessor	Mactan Cebu International Airport Authority
Terms of Lease	50 years with an option for renewal for another 25 years, permissible by the laws of the Philippines
Lease Agreement	Fixed rental per month of Php 18.75 per square meter or a total amount per annum of Php 7,540,875.00 + Percentage rental of 2% of the Annual Gross Revenues as defined under the Land Lease Agreement.

DIHCI Wholly Owned:

Location	Lanang, Davao City	
Size	Approximately 12.29 hectares but with foreshore area of 4.3 hectares	
	Title	Area (In Sq. Meters)
	TCT 0-255*	2,985
	0-256*	404
	0-256*	304
	0-257*	113
	0-258*	50
	0-259*	404
	T-10250*	44,511

	T-10250*	47,320
	T-10251*	2,091
	T-102510*	2,043
	T-10252*	1,133
	T-10252*	300
	T-10252*	300
	T-10252*	1,580
	T-10252*	643
	T-10254*	500
	T-10254*	400
	T-10303-A*	304
	T-10303*	108
	T-30874*	215
	T-10264*	18,927
	T-10379*	140
	T-0303-A	4,319

ACESITE Land Lease

Location	Corner of United Nations Avenue & Maria Y. Orosa Street in Ermita, Manila
Size	Total land area of 6,500 square meters
Lessor	Cima Realty Philippines Inc. now known as Acesite Realty, Inc.
Terms of Lease	Lease is valid until November 2031, renewable for another 20 years.
Lease Agreement	Php 250,000 per month; escalation of 5% per year

Legal Proceedings

SSS vs. WPI. Et al civil case no. Q-04-52629 at regional trial court, Quezon City. On October 28, 1999, the Parent Company obtained a five-year term loan from SSS amounting to P375.00 million originally due on October 29, 2004. The SSS loan bears interest at the prevailing market rate plus 3% or 14.5% per annum, whichever is higher. Interest is repriced annually and is payable semi-annually. Initial interest payments are due 180 days from the date of the release of the proceeds of the loan. The repayment of the principal shall be based on eight (8) semi-annual payments, after a one-year grace period.

The SSS loan was availed to finance the completion of the facilities of WCCCHI. It was secured by a first mortgage over parcels of land owned by WII and by the assignment of 200 million common shares of the Parent Company owned by TWGI. The common shares assigned were placed in escrow in the possession of an independent custodian mutually agreed upon by both parties.

On August 7, 2003, when the total loan obligation to SSS, including penalties and interest, amounted to

P605.00 million, the Parent Company was considered in default with the payments of the loan obligations, thus, on the same date, SSS executed a foreclosure proceeding on the mortgaged parcels of land. The SSS's winning bid on the foreclosure sale amounting to P198.00 million was applied to penalties and interest amounting to P74.00 million and P124.00 million, respectively. In addition, the Parent Company accrued penalties charged by SSS amounting to P30.50 million covering the month of August until December 2003, and unpaid interest expense of P32.00 million.

The Parent Company, WII and TWGI were given the right to redeem the foreclosed property within one (1) year from October 17, 2003, the date of registration of the certificate of sale. The Parent Company recognized the proceeds of the foreclosure sale as its liability to WII and TWGI. The Parent Company, however, agreed with TWGI to offset this directly against its receivable from the latter. In August 2004, the redemption period for the Parent Company, WII and TWGI expired.

The remaining balance of the SSS loan is secured by the shares of stock of the Parent Company owned by TWGI and shares of stock of WII numbering 235 million and 80 million shares, respectively.

The Parent Company, at various instances, initiated negotiations with the SSS for restructuring of the loan but was not able to conclude a formal restructuring agreement.

On January 13, 2015, the RTC of Quezon City issued a decision declaring null and void the contract of loan and the related mortgages entered into by the Parent Company with SSS on the ground that the officers and the SSS are not authorized to enter the subject loan agreement. In the decision, the RTC of Quezon City directed the Company to return to SSS the principal amount of loan amounting to P375 million and directed the SSS to return to the Company and to its related parties titles and documents held by SSS as collaterals.

On January 22, 2016, SSS appealed with the CA assailing the RTC of Quezon City decision in favor of the Parent Company, et al. SSS filed its Appellant's Brief and the Parent Company filed a Motion for Extension of Time to file Appellee's Brief until May 16, 2016.

On May 16, 2016, the Parent Company filed its Appellee's Brief with the CA, furnishing the RTC of Quezon City and the Office of the Solicitor General with copies. SSS was given a period to reply but it did not file any.

On September 6, 2016, a resolution for possible settlement was received by the Parent Company from the CA. However, on February 7, 2017 a Notice to Appear dated December 7, 2016 was received by the Parent Company from the Philippine Mediation Center Unit - Court of Appeals (PMCU-CA) directing the Parent Company and SSS to appear in person and without counsel at the PMCU-CA on January 23, 2017 to choose their mediator and the date of initial mediation conference and to consider the possibility of settlement. Since the Notice to Appear was belatedly received, the parties were not able to appear before the PMCU-CA.

On February 27, 2017, a Second Notice to Appear issued by the PMCU-CA directing all parties to appear on February 27, 2017 at a specified time was received by the Parent Company only on February 27, 2017 after the specified time of the meeting. The Parent Company failed to appear.

On June 30, 2017, a resolution issued by the CA, resolved to submit the appeal for decision. On August 30, 2019, the Court of Appeals rendered its Decision reversing and setting aside the Decision dated January 13, 2015 and Order dated May 11, 2015 rendered by the RTC of Quezon City. On November 4, 2019, the counsel for the Parent Company, filed a Petition for Review with the SC.

On February 5, 2020, the SC issued its Resolution requiring SSS to file its Comment. SSS appealed for an extension to file its Comment until March 23, 2020. On August 14, 2020, the counsel for the Parent Company received a copy of the Comment dated June 24, 2020. As at the date of the BOD's approval of the consolidated financial statements, the Parent Company was still awaiting Notice/Resolution from the SC on the Petition for Review.

On July 26, 2021, the SC rendered a decision in favor of the Parent Company which includes the declaration of the contract of loan and the foreclosure sale as null and void and ordered the following:

- ☐ The Parent Company to pay SSS P375.00 million subject to 12% legal interest from October 28, 1999 to June 30, 2013, and 6% legal interest from July 1, 2013 until full payment; and
- ☐ SSS to return to the Parent Company the amount of P35.83 million, subject to a legal interest of 12% from the dates that the individual payments were remitted until June 30, 2013, and 6% legal interest from July 1, 2013 until full payment.

Subsequently, on January 28, 2022, the SSS filed a Motion for Reconsideration with the SC. On February 2, 2022, the Office of the Solicitor General filed a Manifestation with the SC that it filed/served by electronic means its Motion for Reconsideration due to the physical closure of its offices as a result of the COVID-19 pandemic. As at the date of authorization for issue of the consolidated financial statements, there were no updates on the progress of the foregoing motions filed by the SSS and the Office of the Solicitor General with the SC.

As a result of the SC decision, the Parent Company recognized a reversal of previously accrued interest

Waterfront Philippines, Inc.

and penalties on the SSS Loan amounting to P415.67 million as at December 31, 2021. The reversal was recognized and presented as “Reversal of accrual” in the consolidated statement of profit or loss and other comprehensive income.

On September 21, 2022 the SC issued a resolution denying SSS’ Motion for Reconsideration with Finality. On December 20, 2022 the SC issued an Entry of Judgment certifying the SC decision made on July 6, 2021 and that the same has, on September 21, 2022, become final and executory and is hereby recorded in the book of Entries of Judgement.

The company is hereby ordered to:

- a. Submit to the trial court a list of all fruits, income, or dividends received by virtue of the Contract of Loan with Real Estate Mortgage and Option to Convert to Shares of Stock;
- b. Provided a computation of all amounts to be paid and a list of all properties to be returned by each party, together with a proposed schedule of payments and reconveyance, over a period which shall not exceed six (6) months from the finality of the SC decision, to be approved by the trial court; and
- c. Submit a report to the trial court on each party’s compliance with the execution of the SC decision.

Subsequently, the last day for complying the foregoing directives of the SC was March 21, 2023. The company prayed to the SC to grant the Company an extension of 30 days from March 21, 2023, or until April 21, 2023, within which to submit the list of income received by Company by virtue of the Contract of Loan with Real Estate Mortgage and Option to Convert to Shares of Stock, the computation of amounts to be paid and the list of all properties to be returned, together with a proposed schedule of payments and reconveyance, for approval of the SC.

On April 17, 2023, the Company filed a Manifestation with Motion to Approve Proposed Set-off and Schedule of Reconveyance with the RTC of Quezon City to comply with the orders set out in the SC decision. As at date of the issuance of the separate financial statements, the RTC of Quezon City and the SSS has yet to comment on the motion.

Outstanding principal balance of the loan amounted to P375.00 million as at December 31, 2022 and 2021. Interest expense related to the SSS loan recognized in the consolidated statement of profit or loss and other comprehensive income amounted to P20.63 million in 2022 and 2021, P60.00 million in 2020. Accrued interest and penalties, presented as part of “Accrued interest and penalties” under “Accounts payable and accrued expenses” account in the consolidated statement of financial position, amounted to P731.88 million and P711.24 as at December 31, 2022 and 2021, respectively.

BIR Assessment

On November 10, 2008, the Parent Company received a preliminary assessment notice from the BIR for deficiency taxes for the taxable year 2006. On February 9, 2009, the Parent Company sent a protest letter to BIR contesting the said assessment. On February 18, 2009, the Regional Office of the BIR sent a letter to the Parent Company informing the latter that the docket was returned to Revenue District Office for reinvestigation and further verification.

On December 8, 2009, the Parent Company received BIR's Final Decision on Disputed Assessment for deficiency taxes for the 2006 taxable year. The final decision of the BIR seeks to collect deficiency assessments totaling to P3.30 million. However, on January 15, 2010, the Parent Company appealed the final decision of the BIR with the Court of Tax Appeals (CTA) on the grounds of lack of legal and factual bases in the issuance of the assessments.

In its decision promulgated on November 13, 2012, the CTA upheld the expanded withholding tax (EWT) assessment and cancelled the VAT and compromise penalty assessments. The Parent Company decided not to contest the EWT assessment. The BIR filed its motion for reconsideration (MR) on December 4, 2012 and on April 24, 2013, the Court issued its amended decision reinstating the VAT assessment. The Parent Company filed its MR on the amended decision that was denied by the CTA in its resolution promulgated on September 13, 2013.

The Parent Company appealed the case to the CTA sitting En Banc on October 21, 2013. The CTA En Banc decision promulgated on December 4, 2014 affirmed the VAT and EWT assessments. The EWT assessment was paid on March 3, 2013.

The CTA En Banc decision was appealed to the SC on February 5, 2015 covering the VAT assessment only. As at the date of authorization for issue of the consolidated financial statements, the Parent Company is still awaiting the SC's decision.

On May 02, 2018, the legal counsel served copies of the reply in the case pending before the Court of Tax Appeals.

Management and its legal counsels believe that the position of the Parent Company is sustainable, and accordingly, believe that the Parent Company does not have a present obligation (legal or constructive) with respect to the assessment.

Subsequently, the Company received on February 14, 2023, a notice dated December 7, 2022, whereby the SC required the Company and the BIR to submit their respective memoranda. On March 15, 2023, the Company submitted its memorandum to the SC.

As of the date of the authorization for issue of the separate financial statements, the Company is still awaiting SC's decision.

Item. 11. Financial and Other Information

Audited Financial Statements as of 31 December 2022, Management's Discussion and Analysis and Market Price of Shares and other data related to the Corporation's financial information are attached hereto. The schedules required under Part IV(c) of Rule 68 are included in the Annual Report.

Item 12. Mergers, Consolidations, Acquisitions and Similar Matters

As of July 31, 2023 Waterfront Philippines, Inc. has no plans to merge, and consolidate with other company, to acquire other company's securities, to acquire any other going business or of the assets thereof, to sell or transfer any substantial part of its assets and to liquidate or dissolve the Company.

Item 13. Acquisition or Disposition of Property

Acesite (Phils.) Hotel Corporation, a subsidiary of the Company, acquired 100% interest in CIMAR (now known as Acesite Realty, Inc.) on October 2011. In July 2011, the Company and CIMAR
Waterfront Philippines, Inc.

executed a Memorandum of Agreement (MOA), which effectively settle all pending cases and controversies between the two parties. In fulfillment of all the terms and conditions of the MOA, CIMAR's stockholders including all their nominees, agreed to assign, sell, transfer and convey all existing shares of stocks of CIMAR to the Company.

Item 14. Restatements of Accounts

The Consolidated Financial Statements of Waterfront Philippines, Inc. has been prepared in accordance with Philippine Financial Reporting Standards (PFRS). In particular there have no restatements of Accounts.

D. Other Matters

Item 15. Action with Respect to Reports

1. Annual report for the year ending December 31, 2022 will be presented to the stockholders for approval.
2. Minutes of the 2022 Annual Stockholders' Meeting will also be presented to the security holder for approval.
3. Interim Report as of June 30, 2022 will be presented to the security holder for information regarding the actual situation of the business.

Item 16. Matters Not Required to be Submitted - NONE

Item 17. Amendments of Charter, By-Laws & Other Documents

a. Except for the amendments that the Corporation has made to its by-laws, Article III, Board of Directors, Sections 3-7, as per Board of Directors meeting held on September 1, 2004 and Stockholders' meeting held on September 4, 2004, And it was filed and approved with SEC last September 6, 2005. Since then there is no other amendments made by the corporation.

b. On May 25, 2012, the application for the increase in Acesite (Phils.) Hotel Corp.'s authorized capital stock, one of Waterfront Philippines Inc.'s subsidiaries, from P310 million to P1.21 billion was approved by SEC. Accordingly, the Company distributed the 250% stock dividends or 246,248,212 shares on July 19, 2012 for stockholders of record as of June 25, 2012.

The Board of Directors and the stockholders of Acesite (Phils.) Hotel Corporation approved on June 11, 2009 and July 2, 2009, respectively, the increase of the authorized capital from P1, 210,000,000.00 to P2, 010,000,000.00 via stock rights offering at an entitlement ratio of 0.58:1.

In a special meeting held last July 14, 2014, the Board of Directors approved the amendment of the entitlement ratio from 0.58:1 to 1:1.

The proceeds will be used for the renovations of rooms, facilities, repair and replacement of equipment and working capital.

c. In a special meeting also held last July 14, 2014, the Board of Directors approved the proposal to increase the authorized capital stock of Waterfront Mactan Casino Hotel, Inc, one of Waterfront Philippines Inc.'s subsidiaries, from P13, 800,000.00 to P500, 000,000.00, which increase will be paid-up via declaration of stock dividends in the amount of P262, 200,000.00.

d. Waterfront Philippines Inc.'s principal office address is located at No.1 Waterfront Drive, Off Salinas Drive, Lahug, Cebu City as amended in the Articles of Incorporation on December 19, 2001.

Item 18. Other Proposed Action

For the coming Stockholders meeting on September 23, 2023 at 10:00 a.m. these are the following proposed action to be taken:

- a. Approval of Minutes of the previous stockholders meeting.
- b. Presentation and approval of the Annual Report
- c. Ratification of the acts of the Board of Directors and Management including the ratification of the loan obtained by the Corporation from Philippine bank of Communication
- d. Election of the board of directors for the ensuing term:
 - Mr. Kenneth T. Gatchalian
 - Ms. Elvira A. Ting
 - Ms. Dee Hua T. Gatchalian
 - Mr. Aristeo R. Cruz
 - Mr. Reno I. Magadia
 - Mr. Arthur M. Lopez
 - Mr. Sergio R. Ortiz-Luis, Jr.
 - Mr. Ruben D. Torres
 - Mr. Renato C. Francisco
- e. Appointment of External Auditors
The board will recommend KPMG R.G. Manabat & Co., previously KPMG R.G. Manabat and Co., as the Corporate External Auditor for the year 2023.
- f. Appointment of External Counsel
For the year 2023, the Board will recommend Corporate Counsels, Philippines as the Legal Counsel of the Company.

Other than the above mentioned proposed actions there are no other matters that the Board of Directors intends to present or have the reason to believe others will present at the meeting.

Item 19. Voting Procedures

The vote of stockholders representing at least majority of the issued and outstanding capital stock entitled to vote is required.

At every meeting of the stockholders of the corporation, each share of stock entitles its owner to one vote, provided, however, that in the case of election of directors, every stockholder entitled to vote shall be entitled to cumulate his shares and give one nominee as many votes as the number of directors to be elected multiplied by the number of his shares, or he may distribute them on the same principle among as many nominees as he shall see fit, provided that the entire number of votes cast by him shall not exceed the number of shares owned by him multiplied by the entire number of directors to be elected.

Every stockholder entitled to vote at any meeting of the stockholders may so vote in person or by proxy, provided that the proxy shall have been appointed in writing by the stockholder himself or by his duly authorized attorney-in-fact. Unless otherwise provided in the proxy, it shall be valid only for the meeting at which it has been presented to the Secretary. The instrument authorizing a proxy to act must be in the hands of the Secretary not later than forty-eight (48) hours before the time for the meeting (Article II, Sec. 7 of the By-Laws). For the Annual Stockholders Meeting 2023, voting shall be by Proxy or by Voting in Absentia via the provided Online Voting System.

It is being noted that all items in the agenda shall be voted majority of the stockholders.

THE COMPANY'S ANNUAL REPORT ON SEC FORM 17 A WILL BE PROVIDED WITHOUT CHARGE UPON WRITTEN REQUEST OF ANY SHAREHOLDERS OF RECORD ENTITLED TO NOTICE OF AND VOTE OF AT THE MEETING, AT THE DISCRETION OF THE MANAGEMENT, A CHARGE MAY BE

Financial and Other Information

Management Discussion and Analysis (See Annex I)

Financial Statements (See Annex II)

Changes In and Disagreements with Accounts on Accounting and Financial Disclosure- NONE.

MANAGEMENT REPORT

In 2022, the Group has been continuously and resiliently getting back on track by opening its rooms and facilities and gaining functions for special events. More opportunities were identified by creating new products, adding more services and breaking into new markets. The Group still took advantage of technology to cater the demands of the market online.

Taking consideration of the growing and competitive market, Waterfront Group has continued to take the lead by accommodating with utmost service both local and international guests in all walks of life, may they visit on individual basis or in groups from online bookings, walk-ins, government or corporate clients.

Strategies

The hotel properties are centrally located in the central business districts of three prime Philippine destinations, Manila, Cebu and Davao. These are the key cities of the country with the highest tourism traffic. As such our location gives us access to a greater number of foreign and local travelers.

The management team has substantial management experience in the acquisition of equity interests in hotels in the Philippines. We have enjoyed considerable success in formulating and implementing clear acquisition strategies, and seizing opportunities to explore market potential of the hotel industry.

The acquisition strategy remains sound as it takes half the time to acquire and renovate properties as it does to conceptualize, construct and pre-open new properties. With the expertise in the hotel management, and the partnership with an investment group that is premised on the transfer of clean properties with minimal business risks, the company is confident enough the ability to improve operations and enhance value of acquired assets.

As to price, the Company offers competitive rates and packages catering to the different markets, and practices flexible schemes to respond to the dynamic market. As to product/services, consistent excellent service is the key. Moreover, well maintained facilities and equipment, impressive, exciting and value for money promotions in the F&B outlets would definitely make a difference.

The Central Reservations System has made it the integrated network of hotels in the country with a powerful presence through 24/7 booking service. As the company strives towards further convenience and accessibility, the company has introduced its outline booking facility. The newly redesigned website offers a highly efficient online reservation facility that allows customers from all over the world to book real time and receive real time confirmation. This high-speed reservations feature enables the company to fully cater to the online market, whether the purpose is for travel research or convenient booking. All in all, the company continues to expand in innovative ways, using technology and new media as a cost effective way to expand its market share, explore new markets and ensure the strength locally and internationally.

In addition to advancement concerning our operations is the upgrading of our property Management Systems (PMS). These are multi-million Peso investments to upgrade our efficiency, and ensure that our operations remain steady in the years to come. The Waterfront Recipe Guide System is a savvy new strategy to give our F&B operations a boost. This will enable us to standardize our best-selling dishes, aiming to be more consistent in preparation and waste.

At Waterfront, we emphasize service that brings people back, and we reinforce this service through site training, among other programs. We are known for our signature warmth, attention to detail and approachability, qualities that our guests of all nationalities cherish during every stay. Whoever encounters the Waterfront experience will be assured of a reliable, consistent and satisfying brand familiarity that leads to loyalty.

Our greatest software is our People Management System (PMS). These are multi-million peso investments to upgrade our efficiency, and ensuring that our operations remain steady in the years to come. The Waterfront Recipe Guide System is a savvy new strategy to give our F&B operations a boost. This will enable us to standardize our bestselling dishes, aiming to be more consistent in preparation and waste.

Management's Discussion and Analysis or Plan of Operation

Below are the results of operations of the Parent Company and its subsidiaries, for the years ending December 31, 2022 and 2021 together with its financial conditions as of the same period.

RESULTS OF OPERATIONS (Amounts in P)

	2022	2021
Revenues	1,486,441,049	997,788,154
Less: Costs and Expenses	993,377,085	645,199,626
Gross Income	493,063,964	352,588,528
Other Expenses (Income)	(376,255,667)	77,507,753
Net Income (Loss) Before Income Tax	116,808,297	430,096,281
Income Tax Expense (Benefit)	65,925,125	(100,705,358)
NET INCOME (LOSS)	50,883,172	530,801,639
Earnings (Loss) Per Share	.033	0.222

FINANCIAL CONDITION (Amounts in P)

	2022	2021
ASSETS		
Current Assets	4,222,560,541	3,689,536,752
Noncurrent Assets	16,185,968,157	13,311,074,399
Total Assets	20,408,528,698	17,000,611,151
LIABILITIES		
Current Liabilities	2,375,069,374	2,678,011,184
Non-current Liabilities	5,641,210,653	2,652,636,839
Total Liabilities	8,016,280,027	5,330,648,023
Total Stockholders' Equity	11,040,389,800	10,454,989,383
Minority Interest	1,351,858,871	1,214,973,745
Total Liabilities & S/H Equity	20,408,528,698	17,000,611,151

Calendar Year -ended December 31, 2022 as compared with Calendar Year ended December 31, 2021

RESULTS OF OPERATION

Revenues and Earnings per share

- Total revenues for the year ended Dec. 31, 2022 were higher than the previous year. In actual performance, revenues from hotel & other subsidiaries for the year 2022 is at P1.49B compared to 2021's P998M, increasing by 49%.

Earnings per share for 2022, P0.033 and P0.222 for 2021. There are no potentially dilutive shares as of December 31, 2022.

Cost and expenses

- Cost and expenses of 2022 is at P993M compared to last year's P645M

FINANCIAL CONDITION

Cash and cash equivalents – This account decreased by P259M which is 31% lower from last year.

Receivables – Increased by 21.9% from P716.69M in 2021 to P873.86M in 2022.

Notes Receivable – Increased for the year by 12.10M or an increase of 5.1%.

Inventories – Inventories Increased by 21.9% from last year.

Due from related parties-current portion – The account increased to P2.239B, an amount 35.6% higher from last year. This represents interest bearing advances to TWGI, PRC and Crisanta Realty.

Prepaid expenses and other current assets – An increase of P29.85M from last year's P218.54M. Prepaid expenses are defined as payment for services and/or benefits yet to be performed or received; it also includes prepaid taxes and insurance.

Property plant & equipment – There was a 8.2% increase from last year's P10.168B to this year's P11.001B. In compliance with PAS 27, property and equipment (except operating and transportation equipment) were carried at revalued amounts effective 2009.

Other noncurrent assets – There is a decrease of P53.18M on this account compared to last year's 784.9M

Current Liabilities – The account consisted of trade payable, income tax payable, accruals and loans payable. The account decreased by 11.3% from last year; P2.678B in 2021 to P2.375B in 2022.

Loans Payable – Current portion of the loan decreased by 41.1%.

Other current liabilities – The account resulted in a decrease from 36.04M last year to 32.95M this year. This refers to concessionaire, other deposits and deferred income.

Calendar Year -ended December 31, 2021 as compared with Calendar Year ended December 31, 2020

RESULTS OF OPERATION

Revenues and Earnings per share

- Total revenues for year ended Dec. 31, 2021 was lower than the previous year. In actual performance, revenues from hotel & other subsidiaries for the year 2021 is at P.998B compared to 2020's P1.054B, decreased by 5%.

Earnings per share for 2021, P0.222 and P0.158 for 2020. There are no potentially dilutive shares as of December 31, 2021.

Cost and expenses

- Cost and expenses of 2021 is at 645M compared to last year's 718M

FINANCIAL CONDITION

Cash and cash equivalents – This account decreased by P334M which is 28.4% lower from last year.

Receivables – Increased by 35.1% from P530.64M in 2020 to P716.70M in 2021.

Notes Receivable – Increased for the year by 11.91M or an increase of 5.3%.

Inventories – Inventories increased by 5.1% from last year.

Due from related parties-current portion – The account decreased to P1.651M, an amount 26.9% lower from last year. This represents interest bearing advances to TWGI, PRC and Crisanta Realty.

Prepaid expenses and other current assets – An increase of P8.01M from last year's P210.54M. Prepaid expenses are defined as payment for services and/or benefits yet to be performed or received; it also

includes prepaid taxes and insurance.

Property plant & equipment – There was a 19.2% increase from last year's P8.533B to this year's P10.168B. In compliance with PAS 27, property and equipment (except operating and transportation equipment) were carried at revalued amounts effective 2009.

Other noncurrent assets – There is an increase of P65.113M on this account compared to last year's 869.8M

Current Liabilities – The account consisted of trade payable, income tax payable, accruals and loans payable. The account increased by .1% from last year; P2.67B in 2020 to P2.68B in 2021.

Loans Payable – Current portion of the loan increased by 60.9%.

Other current liabilities – The account resulted in a decrease from 39.06M last year to 36.04M this year. This refers to concessionaire, other deposits and deferred income.

Calendar Year-ended December 31, 2020 as compared with Calendar Year ended December 31, 2019

RESULTS OF OPERATION

Revenues and Earnings per share

- Total revenues for year ended Dec. 31, 2020 was lower than the previous year. In actual performance, revenues from hotel and other subsidiaries for the year 2020 is at P1.054B compared to 2019's P1.997B, decreasing by 47%.

Earnings per share for 2020, P0.158 and P0.176 for 2019. There are no potentially dilutive shares as of December 31, 2020.

Cost and expenses

- Cost and expenses of 2020 is at 718M compared to last year's 1.38B

FINANCIAL CONDITION

Cash and cash equivalents – This account increased by P501M which is 74% higher from last year.

Receivables – Decreased by 20.51% from P667.54M in 2019 to P530.64M in 2020.

Notes Receivable – Decreased for the year by 12.36M or a decrease of 5.24%.

Inventories – Inventories decreased by 25.43% from last year.

Due from related parties-current portion – The account decreased to P51.41M, an amount 2.23% lower from last year. This represents interest bearing advances to TWGI, PRC and Crisanta Realty.

Prepaid expenses and other current assets – An increase of P5.98M from last year's P204.55M. Prepaid expenses are defined as payment for services and/or benefits yet to be performed or received; it also includes prepaid taxes and insurance.

Property plant & equipment – There was a 27.09% increase from last year's P6.71B to this year's P8.53B. In compliance with PAS 27, property and equipment (except operating and transportation equipment) were carried at revalued amounts effective 2009.

Other noncurrent assets – There is an increase of P167M on this account compared to last year's 703M

Current Liabilities – The account consisted of trade payable, income tax payable, accruals and loans payable. The account decreased by 7.22% from last year; P2.88B in 2019 to P2.67B in 2020.

Loans Payable – Current portion of the loan decreased by 3.44%. Non-current portion amounts to

635M or a decrease of 255M.

Other current liabilities – The account resulted in a decrease from 43.15M last year to 39.04M this year. This refers to concessionaire, other deposits and deferred income.

Calendar Year -ended December 31, 2019 as compared with Calendar Year ended December 31, 2018

RESULTS OF OPERATION

Revenues and Earnings per share

Total revenues for year ended Dec. 31, 2019, was higher than the previous year. In actual performance, revenues from hotel & other subsidiaries for the year 2019 is at P1.99B compared to 2018's P1.85B, increasing by 8%.

Earnings per share for 2019, P0.176 and P0.017 for 2018. There are no potentially dilutive shares as of December 31, 2019

Cost and expenses

Cost and expenses of 2019 is at 1.38B compared to last year's 1.39B

FINANCIAL CONDITION

Cash and cash equivalents – This account decreased by P35.885M which is 5% lower from last year.

Receivables – Increased by 19% from P561.48M in 2018 to P667.54M in 2019.

Notes Receivable – Decreased for the year by 18.245M or a decrease of 7%.

Inventories – Inventories increased by 24.22% from last year.

Due from related parties-current portion – The account increased by P225M an amount 11% higher from last year. This represents interest bearing advances to TWGI, PRC and Crisanta Realty.

Prepaid expenses and other current assets – An increase of P66.683M from last year's P137.87M. Prepaid expenses are defined as payment for services and/or benefits yet to be performed or received; it also includes prepaid taxes and insurance.

Property plant & equipment – There was a 32% increase from last year's P5.10B. In compliance with PAS 27, property and equipment (except operating and transportation equipment were carried at revalued amounts effective 2009.

Other noncurrent assets – There is an increase of P504.64M on this account compared to last year's 198.442M

Current Liabilities – The account consisted of trade payable, income tax payable, accruals and loans payable. The account increased by 14.19% from last year; P2.53B in 2018 to P2.88B in 2019.

Loans Payable – Current portion of the loan remains at 650M. Non-current portion amounts to 890.43M or a decrease of 277.66M

Other current liabilities – The account resulted in a decrease from 220.96M last year to 43.15M this year. This refers to concessionaire, other deposits and deferred income.

Key Variable and Other Qualitative and Quantitative Factors:

a. Any known Trends, Events or Uncertainties

The Group has assessed that although COVID-19 will not have significant effect on its ability to continue as a going concern, it will still have continuing impact on its operations. The full impact on the Group will depend on the duration of this unique crisis and how it severely impacts the economy going forward, with a range of potential outcomes too large to provide a meaningful

quantification at this point. The subsequent impact of this outbreak especially on the Group's estimates of provision on financial instruments and recoverability of nonfinancial assets will be determined, quantified and recognized in the Group's financial statements when these become estimable.

b. There are no events that will trigger direct or contingent financial obligation that is material to the company, including any default or acceleration of an obligation.

Omnibus Security and Loan Agreement Covenants

As of December 31, 2022, the Group's debt service coverage ratio has fallen below the agreed threshold, but the Group was able to obtain a waiver for the breach (see Note 26). As at the date of the authorization of the financial statements, the Group is not in default and continues to pay the maturing interest and principal in a timely manner.

c. There are no material off-balance sheet transactions, arrangements, obligations (including, contingent obligations), and other relationship of the company with unconsolidated entities or other persons created during the reporting period.

d. The group is not subject to externally-imposed capital requirements.

Financial Risk and Capital Management Objectives and Policies

The Group's principal financial instruments comprise of cash and cash equivalents, receivables, notes receivable, due from related parties, short-term investments, equity securities - at FVOCI, other noncurrent assets (excluding advances to contractors and advances to supplier), accounts payable and accrued expenses (excluding local taxes, output VAT and withholding taxes), loans payable, due to a related party, lease liabilities, other current liabilities (excluding deferred income), concessionaires' deposits and retention payables. These financial instruments arise directly from operations.

The main risks arising from the financial instruments of the Group are credit risk, liquidity risk and market risk. There has been no change to the Group's exposure to risks or the manner in which it manages and measures the risks in prior financial year. The Group's management reviews and approves policies for managing each of these risks and they are summarized as follows:

Credit Risk

Credit risk is the risk of financial loss to the Group if a customer or counterparty to a financial instrument fails to meet its contractual obligations, and arises principally from the Group's receivables.

The Group has established a credit policy under which each new customer is analyzed individually for creditworthiness before the Group's standard payment and delivery terms and conditions are offered. The Group's review includes external ratings, if they are available, financial statements, credit agency information, industry information, and in some cases bank references. The Group limits its exposure to credit risk by establishing credit limits and maximum payment period for each customer, reviewing outstanding balances to minimize transactions with customers in industries experiencing particular economic volatility.

With respect to credit risk from other financial assets of the Group, which mainly comprise of due from related parties, the exposure of the Group to credit risk arises from the default of the counterparty, with a maximum exposure equal to the carrying amount of these instruments.

There is no other significant concentration of credit risk in the Group.

The credit grades used by the Group in evaluating the credit quality of its receivables to customers and other parties are the following:

Grade A financial assets pertain to financial assets that are neither past due nor impaired which have good collection status. These financial assets are those which have high probability of collection, as evidenced by counterparties having ability to satisfy their obligations.

Grade B financial assets are those past due but not impaired financial assets and with fair collection status. These financial assets include those for which collections are probable due to the reputation and the financial ability to pay of the counterparty but have been outstanding for a length of time.

Grade C financial assets are those which have continuous default collection issues. These financial assets have counterparties that are most likely not capable of honoring their financial obligations

Impairment on the financial assets has been measured on a 12-month expected loss basis and reflects the short maturities of the exposure.

The credit quality of the Group's financial assets that are neither past due nor impaired is considered to be of good quality and expected to be collectible without incurring any credit losses.

Information on the Group's receivables and due from related parties that are impaired as of December 31, 2022 and 2021 and the movement of the allowance used to record the impairment losses are disclosed in Notes 5 and 8 to the consolidated financial statements.

Liquidity Risk

Liquidity risk is the risk that the Group will not be able to meet its financial obligations as they fall due.

The Group monitors and maintains a level of cash deemed adequate by the management to finance the Group's operation and mitigate the effects of fluctuations in cash flows. Additional short-term funding is obtained through related party advances and from bank loans, when necessary.

Ultimate responsibility for liquidity risk management rests with the BOD, which has established an appropriate liquidity risk management framework for the management of the Group's short, medium and long-term funding and liquidity management requirements. The Group manages liquidity risk by maintaining adequate reserves, by continuously monitoring forecast and actual cash flows and matching the maturity profiles of financial assets and liabilities. For the Group's short-term funding, the Group's policy is to ensure that there are sufficient working capital inflows to match repayments of short-term debt.

Market Risk

Market risk is the risk that the fair value or cash flows of a financial instrument of the Group will fluctuate due to change in market prices. Market risk reflects interest rate risk, currency risk and other price risks.

The Group is primarily exposed to the financial risk of changes in equity prices of its equity securities - at FVOCI.

Interest Rate Risk

Cash flow interest rate risk is the risk that the future cash flow of the financial instruments will fluctuate because of the changes in market interest rates. Fair value interest rate risk is the risk that the fair value of a financial instrument will fluctuate due to changes in market interest rates.

The Group's financial instrument that is primarily exposed to interest risk is the interest-bearing funds made available by the Parent Company to WCCCHI to finance the construction of the Cebu City Hotel Project. Such funds were substantially sourced from a P375.00 million loan from SSS, as well as the stock rights offering of the Parent Company. Since 2006, the Parent Company charged WCCCHI on the related interests and penalties on the contention that the latter benefited from the proceeds of the SSS loan. Starting 2017, WCCCHI was not anymore charged with the interest on SSS loan because the Parent Company has assessed that if it has already fulfilled its obligations related to its use of proceeds from such loan.

Cash flow interest rate risk exposure is managed within parameters approved by management. If the exposure exceeds the parameters, the Group enters into hedging transactions.

Equity Price Risk

Equity price risk is the risk that fair value of future cash flows of a financial instrument will fluctuate because of changes in market prices (other than those arising from interest rate risk or currency risk), whether those changes are caused by factors specific to the individual financial instrument or its issuer, or factors affecting all similar financial instruments traded in the market.

The Group is exposed to equity price risk because of its investment in shares of stock of WII which are listed on the PSE totaling to 86.71 million shares as at December 31, 2022 and 2021 (see Note 8f). The Group has also investment in shares of stock of WMPD amounting to P50.00 million representing 5% of the total capital stock of WMPD (see Note 8f).

The Group monitors the changes in the price of the shares of stock of WII. In managing its price risk, the Group disposes of existing or acquires additional shares based on the economic conditions.

Fair Value of Financial Assets and Liabilities

The carrying amount of cash and cash equivalents, receivables, current portion of due from related parties, accounts payable and accrued expenses and other current liabilities approximate their fair values due to the short-term maturity of these instruments.

The fair value of interest-bearing due from related parties and loans payable is based on the discounted value of expected future cash flows using the applicable market rates for similar types of instruments as of the reporting date, thus, the carrying amount approximates fair value.

The fair value of listed investment was determined using the closing market price of the investment listed on the PSE as of December 31, 2022 and 2021.

Risk Management Structure

Board of Directors

The BOD is mainly responsible for the overall risk management approach and for the approval of risk strategies and principles of the Group. It also has the overall responsibility for the development of risk strategies, principles, frameworks, policies and limits. It establishes a forum of discussion of the Group's approach to risk issues in order to make relevant decisions.

Risk Management Committee

Risk management committee is responsible for the comprehensive monitoring, evaluating and analyzing of the Group's risks in line with the policies and limits set by the BOD.

Capital Management

The primary objective of the Group's capital management is to ensure its ability to continue as a going concern and that it maintains a strong credit rating and healthy capital ratios in order to support its business and maximize shareholder value. Capital is defined as the invested money or invested purchasing power, the net assets or equity of the entity. The Group's

overall strategy remains unchanged from 2022 and 2021.

The Group manages its capital structure and makes adjustments to it, in light of changes in economic conditions. To maintain or adjust the capital structure, the Group may adjust the dividend payment to shareholders, return capital to shareholders or issue new shares. For purposes of the Group's capital management, capital includes all equity items that are presented in the consolidated statement of changes in equity, except for revaluation surplus on property and equipment, retirement benefits reserve, foreign currency translation adjustment and fair value reserve.

The Group's capital management, among other things, aims to ensure that it meets financial covenants attached to the agreement. Breaches in meeting the financial covenants would permit the bank to immediately call the loans. As at December 31, 2022 and 2021, WCCCHI did not meet the minimum debt service coverage ratio of 1.25:1 as described in Section 4.4 Debt Service Coverage Ratio of the Agreement.

Interim Periods and Comparable Discussions to Assess Material Changes:

Discussion and analysis on the operating results for the 2nd quarter of 2023 is briefly discussed on the attached SEC Form 17Q.

OPERATIONAL AND FINANCIAL INFORMATION

Market for Registrant's Common Equity and Related Stockholder Matters

1. The stocks of WPI shares which are listed on the Philippine Stock Exchange for the last two calendar years are as set out hereunder:

Peso	High	Low
2023		
January – March 2023	0.500	0.405
April - June 2023	0.475	0.420

Peso	High	Low
2022		
October – December 2022	0.520	0.405
July – September 2022	0.600	0.405
April – June 2022	0.600	0.405
January – March 2022	0.500	0.420

Peso	High	Low
2021		
January – March 2021	0.830	0.455
April- June 2021	0.720	0.500
July- September 2021	0.620	0.500
October- December 2021	0.550	0.455

The number of stockholders of record as of December 31, 2022 on the Register of Shareholders was 429 but the company is not able to identify the actual number of beneficial owners who are registered under the name of the member companies of the Philippine Stock Exchange (PSE). Common shares outstanding as of December 31, 2022 were 2,498,991,753. There are no sales for the last three years of unregistered securities.

The List of top 20 stockholders of record as of June 30, 2023 is as stated hereunder:

	Name of Stockholder of Record	No. of Shares	%
1	PCD NOMINEE CORP. (FILIPINO)	1,136,109,073	45.46
2	THE WELLEX GROUP, INC.	1,128,466,800	45.16
3	PCD NOMINEE CORP. (NON-FILIPINO)	44,570,301	1.78
4	KENNETH T. GATCHALIAN	30,000,100	1.20
5	REXLON T. GATCHALIAN	30,000,000	1.20
6	WESLIE T. GATCHALIAN	30,000,000	1.20
7	FORUM HOLDINGS CORPORATION	20,626,000	0.83
8	PRIMARY STRUCTURES CORPORATION	16,212,500	0.65
9	REXLON T. GATCHALIAN	14,740,000	0.59
10	METRO ALLIANCE HOLDINGS & EQUITIES, INC.	14,370,000	0.58
11	ELVIRA A. TING	10,000,009	0.40
12	CATALINA ROXAS MELENDRES	6,246,000	0.25
13	MANUEL H. OSMENA &/OR MANUEL L. OSMENA II	1,400,000	0.06
14	ROLANDO M. LIM	1,142,500	0.05
15	FELIPE A CRUZ JR.	1,100,000	0.04
16	MARIA CONCEPCION CRUZ	876,000	0.04
17	FREYSSINET PHILIPPINES, INC.	770,000	0.03
18	BENSON COYUCO	605,000	0.02
19	DAVID LAO OSMENA	589,600	0.02
20	LUCENA B. ENRIQUEZ	552,000	0.02

The common stock of the company is being traded currently in the Philippine Stock Exchange. On June 16, 1999, the Parent Company declared cash dividend of Php 0.02 per share on its Common Shares outstanding as of May 15, 1999. This amounted to Php 19.23 million. The Parent Company also declared a 10% stock dividend as of September 15, 1999 record date.

Company has not issue dividends since the year 2000.

There is no restriction made by the company with regards to the declaration of giving a dividend to stockholders except for standard clauses in commercial loan covenants.

4. Issuance and Exchange of Securities

In 2008, the Parent Company sold its investment in APHC totaling 4,900,000 shares at varying selling price through the PSE. Total proceeds from the sales transactions, net of related expenses and taxes, amounted to P 48.2 million. Gain on sale of APHC shares amounting to P10.1 million was recognized in the December 31, 2008 consolidated statements of operations. The total proceeds from the sale transaction amounting to P48.2 million, which was provided to TWGI s cash advances was recorded as receivable from TWGI and part of the “Due from related parties” account in the consolidated balance sheets (see Note 9). As of December 31, 2008, the Parent Company’s equity interest in APHC decreased to 69% FROM 75% IN 2007.

Date of Sale and Title and Amount of Securities Sold	Names of Underwriters of Identity to whom it May Sold	Share # of Swap	SEC FORM
December 22, 2008 – Common-4,700,000	Not applicable	500,000 @ P9.40	10.1
June 19, 2008 – Common-20,000,000	Not applicable	2,000,000 @ P10.00	10.1
June 26, 2008 – Common-7,000,000	Not applicable	700,000 @ P10.00	10.1
June 30, 2008 – Common-7,610,000	Not applicable	761,000 @ P10.00	10.1
July 2, 2008 - Common – 9,390,000	Not applicable	9,390,000 @ P15.00	10.1

Corporate Governance

The following are the point-by-point compliance of the Company to the Manual:

As required by the Manual for Corporate Governance, Mr. Richard Ricardo has been appointed as the company's Compliance Officer. Said Compliance Officer reported directly to the Chairman of the Board and in his absence, to the executives of the Company.

The Compliance Officer monitored the compliance regarding the provisions and requirements of the Corporate for Governance Manual.

The Compliance Officer is issuing this certification to the extent of compliance of the Company to this Manual.

The Compliance Officer has identified, monitor and controlled the compliance risks involved in the Company considering the large scope of its operations and the accounting procedures that have to be done correspondingly.

The Board of Directors has taken care of its responsibility to foster long-term success of the Corporation through its meeting every other month. Each meeting has been carefully recorded in minutes. The authority given to each Board member has been within the by-laws of the Company and within the limits of the law.

The Board of Directors has implemented a process of selection to ensure the combination of its directors and officers.

The Corporation through the Board and the Corporate Secretary has complied with all the relevant laws, regulations and codes of best business practices.

The Board of Directors has implemented the proper disclosure of information to its stockholders as exemplified in the General Information Statement sent to each of them.

According to Company's assessment, the directors have conducted fair business transactions with the Corporation, seen to it that personal interests did not prejudice their Board decisions, have devoted time and attention needed for the discharge of their duties and responsibilities, acted judiciously, exercised independent judgment, observed confidentiality, and ensured the continuing soundness, effectiveness and adequacy of the Corporation's internal control environment.

The Board has created committees, namely: the Nomination Committee, Compensation & Remuneration Committee, and the Audit Committee.

The Nomination Committee, composed of 3 voting directors (one is independent), is in charge of the screening of the candidates for a seat in the Board of Directors in accordance to the qualifications set in the Manual. Said Committee has also considered the disqualifications specifically enumerated.

The Compensation and Remuneration Committee is composed of three members, one of them is independent as provided for in the guidelines.

The Compensation and Remuneration Committee has made sure that the compensation of the key officers and executives of the Company was in line with the culture and policies of the Company.

The Compensation and Remuneration Committee has developed a formal and transparent procedure for developing a policy on executive remuneration and for fixing the remuneration packages of individual directors and officers. The Committee has also developed a system regarding disclosure of all the incoming officers as to their business interests which might be in conflict with that of the Company. No director or officer has been allowed to decide on his own remuneration.

The Compensation and Remuneration Committee has provided annual reports, information and proxy

statements on the disclosure of the compensation for the executives and officers of the Company.

The Audit Committee has been composed of three members, one of whom is independent. The said Committee has reviewed all financial reports against compliance with both the internal financial management policy and pertinent accounting standards. The Committee has also reviewed management policies on financial management, audit plans, interface with the internal and external auditors. The Committee has also developed a financial management system that ensured the integrity of internal control activities throughout the Company.

The Corporate Secretary of Waterfront Philippines, Inc. is Atty. Arthur R. Ponsaran, a Filipino citizen. He possesses the administrative and interpersonal skills. He is also a Certified Public Accountant. He gathered all documents with regard to the discharge of his duties and responsibilities, prepared board meeting notices, submitted through the SEC 17-C the annual certification as to attendance of the directors during Board meetings.

The External Auditor for the year 2022 and 2021 is KPMG R.G. Manabat & Co., and was chosen by the Board and approved by the stockholders upon recommendations of the Audit Committee.

The Internal Auditor reporting directly to the Audit Committee provided reasonable assurance that the key organizational and procedural controls were effective, appropriate and complied.

The Manual for Corporate Governance has been made available to discerning stockholders during office hours of Waterfront Philippines, Inc.

The reports required for the Manual were prepared and submitted to the Commission.

All material information that could potentially affect shares were publicly disclosed in accordance with the rules of the Philippine Stock Exchange and the Commission. The Annual Reports were properly disseminated to the stockholders.

The stockholders were given the right to elect, remove and replace directors in accordance with the Corporation Code. Cumulative was used during the last annual stockholders' meeting. They were also provided the power of inspection of the corporate books and records including the minutes of the Board Meetings, without costs and restrictions.

Other Matters

The Compliance Officer was deemed to have reported grave violations of the Manual but since there was none, none was reported.

The Compliance Officer was deemed to have appeared before the Securities and Exchange Commission upon summons but since there was none, said Officer was not compelled to do so. Waterfront Philippines, Inc. maintains copies of the Manual for Corporate Governance and this is distributed to its employees.

The company did not issue any additional shares during the year to make use of the pre-emptive right for the stockholders.

The shareholders had been granted the right to propose the holding of a meeting, right to propose items in the agenda, but to date none has been communicated to the management of the Company regarding such proposals.

None so far has expressed to exercise his right to Appraisal in the last annual meeting of the stockholders.

The company has submitted its Revised Manual on Corporate Governance in accordance with SEC Memorandum Circular No. 6, series of 2009 "Revised Code of Corporate Governance.

THE COMPANY'S ANNUAL REPORT ON SEC FORM 17 A WILL BE PROVIDED WITHOUT CHARGE UPON WRITTEN REQUEST OF ANY SHAREHOLDERS OF RECORD ENTITLED TO NOTICE OF AND VOTE OF AT THE MEETING, AT THE DISCRETION OF THE MANAGEMENT, A CHARGE MAY BE MADE FOR EXHIBITS, PROVIDED SUCH CHARGE IS LIMITED TO REASONABLE EXPENSES INCURRED BY THE REGISTRANT IN FURNISHING SUCH EXHIBITS. Such written request may be directed to our Corporate Secretary, Atty. Arthur R. Ponsaran, with Office Address at unit 3104 31st floor Antel Global Corporate Center # 03 Doña Julia Vargas, Ortigas Center Pasig City.

PART II

"WE ARE NOT ASKING YOU FOR A PROXY AND YOU ARE NOT REQUESTED NOT TO SEND A PROXY."

PART III

SIGNATURE PAGE

After reasonable inquiry and to the best of my knowledge and belief, I certify that the information set forth in this report is true, complete and correct. This report is signed in the City of Pasig, August 15, 2023.

By: _____



(Signature)

Atty. Arthur R. Ponsaran /Corporate Secretary

(Printed Name / Title)

CERTIFICATION OF INDEPENDENT DIRECTOR

I, **ARISTEO R. CRUZ**, Filipino, of legal age and a resident of No. 4 Malhacan Road, Meycauayan City, Bulacan, after having been duly sworn to in accordance with law do hereby declare that:

1. I am a nominee for independent director of Waterfront Philippines Incorporated and have been its independent director since July 2021.
2. I am affiliated with the following companies or organizations

COMPANY/ORGANIZATION	POSITION/RELATIONSHIP	PERIOD OF SERVICE
Meycauayan College, Inc.	Vice Chairman/Director Executive Vice-President	December 2011-present October 2021-present
Cruz Altares & Associates Law Offices (formerly Cruz, Castro & Altares Law Office)	Founding and Managing Partner	July 2007-present
Liberty Bank (A Rural Bank) Inc.	Vice President / Compiler	July 2018 –present
Idealand Realty & Development Corp.	President and Chief Operating Officer (COO)	November 2009 -present
Phil-Star Innovation Realty Corp.	Director and Corp Secretary	October 2011 – present
Statosphere Realty & Development Corp.	President and Chief Operating Officer (COO)	October 2011 – present
Jose & Luz Locsin Foundation Inc.	President	November 2012 -present
Justino Emilia Realty Management and Development Corporation	Corporate Secretary	March 2008 – present
Waterstreet Realty Corp.	President	June 2012 - present
Metro Alliance Holdings & Equities Corp.	Lead Independent Director	September 2015-present
Acesite Phils Hotels Corp.	Director	July 2021 – present
Wellex Industries, Inc.	Director	October 26, 2021
Forum Pacific, Inc.	Director	October 27, 2021

3. I possess all the qualifications and none of the disqualifications to serve as an Independent Director of Waterfront Philippines Incorporated. as provided for in Section 38 of the Securities Regulation Code, its Implementing Rules and Regulations and other SEC issuances.
4. I am not related to any director /officer/substantial shareholder of Waterfront Philippines Incorporated and its subsidiaries and affiliates other than the relationship provided under Rule 38.2.3 of the Securities Regulation Code.

NAME OF DIRECTOR/OFFICER/SUBSTANTIAL SHAREHOLDER	COMPANY	NATURE OF RELATIONSHIP
N/A	N/A	N/A

5. To the best of my knowledge, I am not the subject of any pending criminal or administrative investigation or proceeding/I disclose that I am the subject of the following criminal/administrative investigation or proceeding (as the case may be):

OFFENSE CHARGED/INVESTIGATED	TRIBUNAL OR AGENCY INVOLVED	STATUS
N/A	N/A	N/A

6. (For those in government service/affiliated with a government agency or GOCC) I have the required written permission or consent from the (head of the agency/department) to be an independent director in Waterfront Philippines Incorporated, pursuant to Office of the President Memorandum Circular No.17 and Section 12 Rule XVIII of the Revised Service Rules.

7. I shall faithfully and diligently comply with my duties and responsibilities as independent director under the Securities Regulation Code and its implementing Rules and Regulations, Code of Corporate Governance and other SEC issuances.

8. I shall inform the Corporate Secretary of Waterfront Philippines Incorporated of any changes in the abovementioned information within five days from its occurrence.

Done, this AUG 01 2023 day of _____, at CEBU CITY.



ARISTEO R. CRUZ

Affiant

SUBSCRIBED AND SWORN to before me this AUG 01 2023 day of _____ at CEBU CITY, affiant personally appeared before me and exhibited to me his Tax Identification Number 107-846-762-000.

Doc. No. 295;
Page No. 60;
Book No. 51;
Series of 2023



ATTY. JOSEITO RAMON O. CASTILLO
NOTARY PUBLIC
NOTARIAL COMMISSION NO. 26-08 UNTIL DE 31, 2023
LOWER LEVEL WATERFRONT HOTEL, LAHUG, CEBU CITY
ROLL OF ATTORNEYS 40417
PTR NO. 4788797 / JAN. 5, 2023 / CEBU CITY
IBP LIFETIME MEMBER NO. 05244

CERTIFICATION OF INDEPENDENT DIRECTOR

I, **RENATO C. FRANCISCO**, Filipino, of legal age and a resident of # 8 Sparrow Street New Marikina, Subdivision, Marikina City after having been duly sworn to in accordance with law do hereby declare that:

1. I am a nominee for independent director of Waterfront Philippines Incorporated and have been its independent director since 2019.
2. I am affiliated with the following companies or organizations

COMPANY/ORGANIZATION	POSITION/RELATIONSHIP	PERIOD OF SERVICE
Acesite (Phils) Hotel Corporation	Independent Director	2019-present
Forum Pacific Inc	Independent Director	2019 - present
Philippine Estates Corporation	Independent Director	2019 - present
Court of Appeals	Associate Justice	May 2012 – August 2018
Presiding/Executive Judge	RTC--Branch19,Malolos, Bulacan	November 1996 – May 2012
Assistant City Prosecutor	Makati City	1992 – 1996
Assistant Provincial Prosecutor	Office of the Provincial Prosecutor - Rizal	1987 -1992
Private Practitioner / Businessman		1984 – 1987
Officer in Charge (OIC)/ Legal Division	Metropolitan Bank and Trust Company	1980 – 1984
Associate Lawyer	Sta Ana Law Office	1974 – 1980
Administrative Officer and Legal Counsel	General Coated Fabrics manufacturing, Inc	1974 -- 1980

3. I possess all the qualifications and none of the disqualifications to serve as an Independent Director of Waterfront Philippines Incorporated, as provided for in Section 38 of the Securities Regulation Code, its Implementing Rules and Regulations and other SEC issuances.
4. I am not related to any director /officer/substantial shareholder of Waterfront Philippines Incorporated and its subsidiaries and affiliates other than the relationship provided under Rule 38.2.3 of the Securities Regulation Code. (where applicable)

NAME OF DIRECTOR/OFFICER/SUBSTANTIAL SHAREHOLDER	COMPANY	NATURE OF RELATIONSHIP
N/A	N/A	N/A

5. To the best of my knowledge, I am not the subject of any pending criminal or administrative investigation or proceeding/I disclose that I am the subject of the following criminal/administrative investigation or proceeding (as the case may be):

OFFENSE CHARGED/INVESTIGATED	TRIBUNAL OR AGENCY INVOLVED	STATUS
N/A	N/A	N/A

6. (For those in government service/affiliated with a government agency or GOCC) I have the required written permission or consent from the (head of the agency/department) to be an independent director in Waterfront Philippines Incorporated, pursuant to Office of the President Memorandum Circular No.17 and Section 12 Rule XVIII of the Revised Service Rules.

7. I shall faithfully and diligently comply with my duties and responsibilities as independent director under the Securities Regulation Code and its implementing Rules and Regulations, Code of Corporate Governance and other SEC issuances.

8. I shall inform the Corporate Secretary of Waterfront Philippines Incorporated of any changes in the abovementioned information within five days from its occurrence.


Done, this AUG 01 2023 day of CEBU CITY.


RENATO C. FRANCISCO
Affiant

SUBSCRIBED AND SWORN to before me this AUG 01 2023 at CEBU CITY, affiant personally appeared before me and exhibited to me his Tax Identification Number 138-641-391-000.

Doc. No. 796
Page No. 61
Book No. 51
Series of 2023




ATTY. JOSEITO RAMON O. CASTILLO
NOTARY PUBLIC
NOTARIAL COMMISSION NO. 76-08 UNTIL DEC. 31, 2023
LOWER LEVEL WATERFRONT HOTEL, LAHUG, CEBU CITY
ROLL OF ATTORNEYS 40417
PTR NO. 4788797 / JAN. 5, 2023 / CEBU CITY
(BP LIFETIME MEMBER NO. 05244)




PHILIPPINE NATIONAL
CONSTRUCTION CORPORATION

CERTIFICATION

TO WHOM IT MAY CONCERN:

This is to certify that **ATTY. LAMBERTO B. MERCADO JR.** is hereby allowed/authorized to occupy membership in the Board of Directors of other corporations provided such memberships do not conflict with his official function as member of the PNCC Board of Directors.

Done this 13th day of July 2023 in Bicutan, Paranaque City.


ATTY. MIGUEL E. UMALI
President and CEO

vgm/



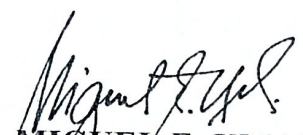
PHILIPPINE NATIONAL
CONSTRUCTION CORPORATION

CERTIFICATION

TO WHOM IT MAY CONCERN:

This is to certify that **ATTY. RUBEN D. TORRES** is hereby allowed/authorized to occupy membership in the Board of Directors of other corporations provided such memberships do not conflict with his official function as member of the PNCC Board of Directors.

Done this 20th day of July 2023 in Bicutan, Parañaque City.


ATTY. MIGUEL E. UMALI
President and CEO

MINUTES OF THE ANNUAL STOCKHOLDERS' MEETING
OF WATERFRONT PHILIPPINES INCORPORATED
HELD ON JULY 22, 2022 AT 10.00 P.M.
AT NO. 1 WATERFRONT DRIVE, OFF SALINAS DRIVE, LAHUG, CEBU CITY
VIA VIRTUAL COMMUNICATION (ZOOM)

ATTENDANCE

Total Shares Present And Represented	1,709,685,381
Total Shares Issued And Outstanding	2,498,991,753
Percentage Shares and Represented	68.42%

PROCEEDINGS OF THE MEETING

I. CALL TO ORDER

In accordance with SEC Memorandum Circular No. 6, Series of 2020, Mr. Sergio R. Ortiz-Luis, Jr., Chairman, called the meeting to order of **WATERFRONT PHILIPPINES INCORPORATED** (the "Corporation") and thereafter presided. He said the stockholders' meeting will be conducted through videoconferencing using the Zoom application, He instructed the Corporate Secretary, Atty. Arthur R. Ponsaran to make a roll call and to record the proceedings of the meeting.

The Chairman acknowledged the presence of the following directors and officer of the Corporation, as follows:

Kenneth T. Gatchalian	President/Director
Elvira A. Ting	Treasurer/Director
Dee Hua T. Gatchalian	Director
Reno I. Magadia	Director
Arthur M. Lopez	Director
Secretary Ruben D. Torres	Director
Justice Renato C. Francisco	Independent Director
Atty. Aristeo R. Cruz	Independent Director
Atty. Arthur R. Ponsaran	Corporate Secretary

II. ATTENDANCE AND QUORUM

Proceeding with the agenda, the Corporate Secretary, Atty. Ponsaran certified that in accordance with SEC Notice dated June 10, 2022 providing for an alternative mode of distributing ASM notices, notice of this meeting and the Definitive Information Statement were published via the Company's website and PSE Edge on July 04, 2022. The notice was also published in two (2) newspapers of general circulation, in print and digital format – in Manila Bulletin and Business Mirror on June 30, 2022 and July 01, 2022. Based on the record of attendance as of 10:00 AM today, there are represented in this meeting, in person or by proxy, stockholders owning 1,709,685,381 shares,

representing 68.42% of the total issued and outstanding capital stock of the Corporation. Atty. Ponsaran certified that there is a quorum at this meeting.

III. APPROVAL OF THE MINUTES OF THE PREVIOUS STOCKHOLDERS' MEETING

The Chairman informed the stockholders that the next item of the agenda is the approval of the minutes of the previous meeting of the stockholders held on September 21, 2021. Thereafter, on motion duly made and seconded, stockholders representing at least 2/3 of the outstanding capital of the Corporation approved the minutes of the meetings of the stockholders held on September 21, 2021.

IV. REPORT TO THE STOCKHOLDERS FOR THE YEAR 2022 AND APPROVAL OF THE ANNUAL REPORT FOR THE YEAR 2021 AND FINANCIAL STATEMENTS FOR THE YEAR ENDED DECEMBER 31, 2021

The President, Mr. Gatchalian presented the highlights of the Company's performance and result of operation for the year 2021, as reflected the Annual Report for the year 2021, the Audited Financial Statements and Information Statements for the period ended December 31, 2021.

He reported, that in 2021, the COVID-19 pandemic remained at the center of the global health and economic discussion. It has dawned on governments, industries, businesses, and individuals—that dealing with the COVID-19 pandemic is akin to a multi-year marathon rather than a quick sprint. Meanwhile, societies have found diverse ways to adapt to the sweeping changes. Businesses have pivoted and found inventive ways to capitalize on their strengths, often relying on the power of new technology to soften the blow of major economic disruptions.

He emphasized that the pandemic's continuing impact on the sector and feeder markets, Waterfront still holds an optimistic long view and mindful of the real hurdles of the present— happening in a complex backdrop of factors, both internal and external to the industry—that could further delay the resurgence of unimpeded travel.

Moreover, he reported that the company has pulled through in 2021 and demonstrated that it is among the best-managed hotel chains in the Philippine industry, as it managed to generate positive growth in several key areas of its operations.

He said the company managed to exceed expectations with double- and triple-digit growth rates compared to the same period in 2020, when the pandemic lockdowns started. The company uses these months as a frame of reference to better illustrate its performance. This is because prior to April of 2020, severe travel restrictions were not yet implemented by the Philippine government. The figures in Quarter 1 of 2020 would then naturally mirror 2019 or pre-pandemic levels, thus skewing the year-on-year comparison.

The Company's gross revenue encompassing rooms and F&B bounced back strongly for all our properties in the period of April to December. For all three provincial properties, gross revenue from April to December 2021 reached PHP 328.43 million—a 98% growth rate versus PHP 165.58 million in 2020. Waterfront Cebu City Hotel (WCCH) generated the highest gross revenue among the properties during this period at PHP 191.57 million. This reflects a growth rate of 96% versus revenues from April to December of 2020. However, it was Waterfront Insular Hotel Davao (WIHD) that reflected the highest growth rate at 105%, from PHP 34 million in April to December of 2020 to PHP 69.54 million for the same period in 2021. Waterfront Airport Hotel and Casino (WAHC) also delivered a strong performance within the same period, bouncing back by 98% at PHP 67.32 million versus PHP 34.04 million in the same period.

Breaking down the total revenues for all properties into Rooms and F&B, both categories reflected remarkable growth rates compared to the same period in the previous year. From April to December of 2021, Rooms revenue grew by 65%, from PHP 104.57 million for the same period in 2020 to the current figure of PHP 172.82 million. Moreover, 2021's F&B revenue exceeded the previous year's April to December income of PHP 61.01 million by 155%. From April to December of 2021, Waterfront's F&B generated a total of PHP 155.61 million.

The company credit this growth to continued dedication to the brand through creative marketing, to consistent effort in preserving value for the public, patrons, and shareholders, and to taking care of its people—the heart of its culture of excellent Filipino service.

Consolidated figures for the entire year demonstrate stability and resilience in the face of industry challenges. Gross revenue for all properties in 2021 is PHP 997.79 million. GOP in 2021 holds steady at PHP 352.59 million—and in fact, shows an increase of 4.6% from PHP 336.98 million in 2020. Total costs have been reduced by 10.10% from PHP 717.65 million in 2020 to PHP 645.20 million in 2021, a testament to the effectiveness of the cost reduction measures implemented throughout the second year of the pandemic.

Overall F&B revenue for all three active properties increased by 1.82% from PHP 188.90 million in 2020 to PHP 192.34 in 2021. Rent and related income rose by 4.6%, from PHP 579.47 in 2020 to PHP 606.24 in 2021. Consolidated room revenue in 2021 is PHP 190.57 million, and other income is PHP 8.63 million. The net income for all three properties is PHP 530.80 million.

Examining the data per property, Waterfront Cebu City Hotel (WCCH) reports PHP 630.58 million in gross revenue for the entire year of 2021. The property's GOP is at PHP 321.97 million, up 7.84% versus PHP 298.55 million in 2020. Net income for the property rose by 126.30% from PHP 34.61 million the previous year to PHP 78.31 million currently.

Waterfront Airport Hotel (WAH) has a 2021 gross revenue of PHP 273.23 million. The property's Gross Operating Income is at PHP 126.45 million. Net Income is PHP 43.07 million.

Waterfront Insular Hotel Davao (WIHD) reports a gross revenue of PHP 90.47 million in 2021, a growth of 9.80% compared to PHP 82.40 million in 2020. Gross Operating Loss is PHP 19.09 million. Net Loss is PHP 33.47 million.

While the entire industry remains in a state of uneven recovery, Waterfront is not just persisting but powering through with the programs that preserve the pillars of its business. Through several months in the year, the company implemented the vaccination drive. By distributing and conducting an aggressive vaccination program, it helped both its workforce and the community to thrive towards the achievement of not just a new normal, but a better normal, conferring protective immunity to thousands of people.

OTHER PROGRAM AND ACTIVITIES

Aside from the result of operation, he reported the Company's vaccination program protects the health of our workforce and their families and ensures that the premises continue to be safe for guests and customers. In partnership with local government units (LGUs), the Department of Health (DOH), the Department of Interior and local government (DILG), other government agencies, and local volunteers, the company successfully opened the country's first hotel-based vaccination site and administered over 103,466 vaccine doses from July to September 2021. The company continues to remain vigilant as the pandemic shifts and presents new challenges.

Furthermore, the company instituted creative marketing programs that helped channel innovative ideas and resources towards improved revenue in rooms and F&B. Such programs have been designed to prime the market for products and services even in a time of reduced spending. To bolster interest in its products, it created adjusted pricing strategies, developed unique offerings that differentiated it from the competition, partnered with online delivery platforms to expand its market, and increased the flexibility of its promotions to make them more inclusive to a wider market base.

He reported that the company have also kept the distribution infrastructure 100% intact and robust and have maintained the online and offline distribution channels to keep the business resilient and ready to take advantage of opportunities at a moment's notice. With distribution channels up and running, it remains poised to bounce back faster than its competitors in the event of greater economic recovery and relaxation of travel restrictions.

PROJECT DEVELOPMENT UPDATES

, Waterfront Manila Hotel, and Casino (WMHC) is slated to open in Quarter 4 of 2022. The brand new property will add to the strength of its portfolio and contribute to its

ability to take advantage of tourism's future resurgence. What's more, it will help unlock the pent-up demand of years of dampened spending and lockdowns.

He mentioned that despite the continuing pandemic-related hurdles, the company made progress in several areas of construction. Such developments are in step with its Phase I construction plans, which cover the basement, ground-floor casino, second-floor casino, third-floor back-of-house (BOH), fifth-floor BOH office, ninth to tenth-floor guest rooms, and the hotel roof deck.

In addition the company accomplished many installations, relocation, retrofitting, and heavy equipment mounting tasks, including the energization of power at the Kalaw Avenue side, the relocation of two units of 500TR Trane chillers and 1000 TR York chiller to its permanent location, the delivery and mounting of the synchronization panel to their permanent position, the mounting of a new generator set, the removal of obstructing old equipment, the installation of BOH fan coil units, the demolition of old architectural finishes, and the commencement of numerous retrofitting activities.

Designed by the very best local and international architectural and interior design teams, WMHC will revitalize Manila's cultural heart as its most captivating landmark. In the pandemic recovery era, travelers will be looking for new places and experiences, and to answer this need, the company will stand out as the newest and most distinctive property in Manila's historic district. It is the fourth pillar of its resiliency and stability plan.

Apart from the pandemic, the end of 2021 threw another curveball in the form of a natural disaster. In December 2021, the Cebu property experienced substantial physical damage due to Typhoon Odette. The typhoon was one of the strongest typhoons to hit the country in recent years, extremely powerful at Category 5. Even as it deals with ongoing restoration and repairs, WCCH still caters to its guests and customers. The property remains an emblem of strength, determination, and resilience as it has managed to wrap up the year with a strong performance despite all the unforeseen circumstances.

In summary, Waterfront remains a leader in the local hospitality industry and continues to actively work with public and private partners to uplift the community. Its approach has always been to reach out and keep going rather than to turn inward; to evolve and adapt rather than stagnate.

The company always believed that principled service is the key to success, and that has never been truer than now. This is why it continues to extend its programs and resources to assist its treasured people—our Waterfront Peers—and our community.

The company continues to build on its four pillars of resilience and stability: first, a healthy and well-vaccinated workforce; second, the continuous maintenance of its distribution channels, both online and offline; third, innovative marketing programs that serve to stimulate the market and unlock pent-up demand; fourth, investing in the right hardware—property improvements big or small—that augment the guest experience and

heighten customer satisfaction, as exemplified by its major investment in its Waterfront Manila property.

After discussions with the stockholders, on motion made and seconded, accepted and approved the Annual Report for the year 2021 and the Audited Financial Statements as of December 31, 2021.

V. RATIFICATION OF ACTS OF THE BOARD AND MANAGEMENT FOR THE YEAR 2021

The Chairman presented to the stockholders for approval and ratification of the acts of the Board and Management for the year ended December 31, 2021 as well as the contracts and transactions entered into by the Corporation for the same period.

On motion duly made and seconded, the stockholders unanimously approved and ratified, all acts of the Board and Management for the year ended December 31, 2021, as well as contracts and transactions entered into by the Corporation for the same period, all as reflected in the Annual Report and the Financial Statements

VI. ELECTION OF THE BOARD OF DIRECTORS

Proceeding with the agenda, the Chairman open the floor and entertained nomination for the election of the Board of Directors of the Corporation for the year 2022 -2023.

Upon nominations and on motion duly made and seconded, the stockholders unanimously elected the following as Directors of the Corporation to serve as such until the next annual meeting, and until their successors shall have been elected and qualified;

As regular directors:

Mr. Arthur M. Lopez
Mr. Kenneth T. Gatchalian
Ms. Elvira A. Ting
Ms. Dee Hua T. Gatchalian
Mr. Sergio R. Ortiz-Luis, Jr.
Sec. Ruben D. Torres
Mr. Reno I. Magadia

As independent Directors:

Justice Renato C. Francisco
Atty. Aristeo R. Cruz

VII. APPOINTMENT OF THE EXTERNAL AUDITORS

The Chairman informed the stockholders that the next item in the agenda was the designation of the Corporation's external auditor.

Upon nomination and on motion duly made and seconded, appointed the accounting firm of R.G. Manabat & Co., CPA's as the Corporation's external auditor.

VIII. APPOINTMENT OF EXTERNAL COUNSEL

Upon nomination and on motion duly made and seconded, appointed Corporate Counsels, Philippines Law Offices as the Corporation's external counsel.

ADJOURNMENT

There being no further business to transact, the meeting was, on motion duly made and seconded, adjourned.

Arthur R. Ponsaran
Corporate Secretary

ATTESTED BY:

Sergio R. Ortiz-Luis, Jr.
Chairman

PROXY

KNOW ALL MEN BY THESE PRESENTS:

That the undersigned, a stockholder of WATERFRONT PHILIPPINES, INCORPORATED do hereby name, constitute and appoint:

Mr. / Ms. _____, or in his/her absence

Mr. / Ms. _____, or in his/her absence

the Chairman of the shareholders' meeting, as his/her/its true and lawful attorney-in-fact for and in his/her/its name, place and stead, to do and perform the following acts and things, to wit:

To attend, be present and represent the undersigned at the special meeting of stockholders to be held on July 22, 2022 at 10:00am or any adjournment thereof as well as any and all meetings of the stockholders of WATERFRONT PHILIPPINES, INCORPORATED., including any adjournment or postponement thereof; take part in the deliberations thereon; vote any and all shares that the undersigned now owns or may hereafter own in said Corporation in any matter, motion, resolution that may be taken up in said meeting/s in such manner as his/her/its aforesaid attorney-in-fact shall deem acceptable in the premises.

HEREBY GIVING AND GRANTING unto the said attorney-in- fact full power and authority to do and perform any and every act requisite or proper to be done in or about the premises, as fully to all intents as the undersigned might or could lawfully do if personally present and acting in person; and hereby ratifying and confirming all that said attorney-in-fact shall lawfully do or cause to be done by virtue hereof.

The power and authority herein granted shall remain in full force and effect until specifically revoked through notice in writing delivered to the Secretary of the Corporation at any time before the meeting.

_____, _____2023.

Number of Shares: 2,498,991,753

Signature:


Name of Stockholder :

Address : 35th Floor One Corporate Center, Doña Julia Vargas Avenue, cor. Meralco Ave., Ortigas Center, Pasig 1605

Date:

UNDERTAKING

Waterfront Philippines, Inc. hereby undertake to distribute a copy of **SEC FORM 17-Q for the 2nd quarter of 2023** to WPI Stockholders during the Annual Meeting to be held on September 23, 2023.



KENNETH T. GATCHALIAN
President

PSE Disclosure Form 17-12-A - List of Top 100 Stockholders (Common Shares)
Reference: Section 17.12 of the Revised Disclosure Rules

Type of Securities

??Common

For the period ended	June 30, 2023
-----------------------------	----------------------

Description of the Disclosure
WPI PSE Disclosure List of Top 100 Stockholders

Number of Issued and Outstanding Common Shares	2,498,991,753
Number of Treasury Common Shares, if any	0
Number of Outstanding Common Shares	2,498,991,753
Number of Listed Common Shares	2,498,991,753
Number of Lodged Common Shares	1,180,682,374
PCD Nominee – Filipino	1,135,642,073
PCD Nominee – Non-Filipino	45,040,301
Number of Certificated Common Shares	1,318,309,379

Change from previous submission

Stock Transfer Service Inc.
WATERFRONT PHILIPPINES, INCORPORATED
List of Top 100 Stockholders
As of 06/30/2023

Page No. 1

Rank	Name	Holdings	Percentage
1	PCD NOMINEE CORP. (FILIPINO)	1,135,642,073	45.44%
2	THE WELLEX GROUP, INC.	1,128,466,800	45.16%
3	PCD NOMINEE CORP. (NON-FILIPINO)	45,040,301	01.80%
4	KENNETH T. GATCHALIAN	30,000,100	01.20%
5	REXLON T. GATCHALIAN	30,000,000	01.20%
6	WESLIE T. GATCHALIAN	30,000,000	01.20%
7	FORUM HOLDINGS CORPORATION	20,626,000	00.83%
8	PRIMARY STRUCTURES CORPORATION	16,212,500	00.65%
9	REXLON GATCHALIAN	14,740,000	00.59%
10	METRO ALLIANCE HOLDINGS & EQUITIES, INC.	14,370,000	00.58%
11	ELVIRA A. TING	10,000,009	00.40%
12	CATALINA ROXAS MELENDRES	6,246,000	00.25%
13	MANUEL H. OSMENA &/OR MANUEL L. OSMENA II	1,400,000	00.06%
14	ROLANDO M. LIM	1,142,500	00.05%
15	FELIPE A CRUZ, JR.	1,100,000	00.04%
16	MARIA CONCEPCION CRUZ	876,000	00.04%
17	FREYSSINET PHILIPPINES, INC.	770,000	00.03%
18	BENSON COYUCO	605,000	00.02%
19	DAVID LAO OSMENA	589,600	00.02%
20	LUCENA B. ENRIQUEZ	552,000	00.02%
21	EMILY LIM	500,000	00.02%
22	DEE HUA T. GATCHALIAN	350,000	00.01%
23	ARTHUR H. OSMENA &/OR JANE Y. OSMENA	330,000	00.01%
24	JOSE YAP &/OR CONCHITA YAP	330,000	00.01%
25	MARVIN J. GIROUARD	330,000	00.01%
26	ANA L. GO	300,000	00.01%

Stock Transfer Service Inc.
WATERFRONT PHILIPPINES, INCORPORATED
List of Top 100 Stockholders
As of 06/30/2023

Page No. 2

Rank	Name	Holdings	Percentage
27	SEGUNDO SEANGIO &/OR VIRGINIA SEANGIO	297,000	00.01%
28	CHARTERED COMMODITIES CORPORATION	294,999	00.01%
29	DOMINGO C GO	275,000	00.01%
30	SILVER GREEN INVESTMENTS LTD.	230,000	00.01%
31	MERIDIAN SEC., INC. A/C# 844	200,000	00.01%
32	GARY GO DYCHIAO	200,000	00.01%
33	CRISTINO NAGUIAT, JR.	181,500	00.01%
34	WILLIE TIO	159,500	00.01%
35	PIERCE INTERLINK SECURITIES, INC.	150,000	00.01%
36	BETO Y. LIM	150,000	00.01%
37	AURORA V. SAN JOSE	143,000	00.01%
38	YAN TO A. CHUA	132,000	00.01%
39	CELY S. LIM	112,200	00.00%
40	DEWEY CHOACHUY, JR	111,300	00.00%
41	JOHN CRHISTOPHER D. WEIGEL	110,000	00.00%
42	WANG YU HUEI	110,000	00.00%
43	WILSON CHUA &/OR BECKY QUE CHUA	110,000	00.00%
44	KENSTAR INDUSTRIAL CORPORATION	110,000	00.00%
45	WATERFRONT NOMINEES SDN BHD A/C#6	107,800	00.00%
46	MANUEL H. OSMENA &/OR GRELINA L. OSMENA	100,000	00.00%
47	MIZPAH HOLDINGS, INC.	100,000	00.00%
48	PACIFIC CONCORDE CORPORATION	100,000	00.00%
49	PACIFIC IMAGES, INC.	100,000	00.00%
50	PACIFIC REHOUSE CORPORATION	100,000	00.00%
51	PACIFIC WIDE REALTY DEVELOPMENT CORP.	100,000	00.00%
52	CATHAY SEC. CO., INC. A/C# 1030	100,000	00.00%

Stock Transfer Service Inc.
WATERFRONT PHILIPPINES, INCORPORATED
List of Top 100 Stockholders
As of 06/30/2023

Page No. 3

Rank	Name	Holdings	Percentage
53	CHESA HOLDINGS, INC.	100,000	00.00%
54	CHONG PENG YNG	100,000	00.00%
55	HANSON G. SO &/OR LARC Y MARICHI Y. SO	100,000	00.00%
56	CARRIE LIM	100,000	00.00%
57	ALVIN TAN UNJO	88,000	00.00%
58	TERESITA GO &/OR SATURNINA GO	87,000	00.00%
59	GEORGE U. YOUNG, JR	82,500	00.00%
60	ROLANDO D. DE LEON	66,000	00.00%
61	LIPPO SECURITIES, INC.	56,500	00.00%
62	L.M. GARCIA & ASS., INC. A/C# 160	55,000	00.00%
63	LEONG JEE VAN	55,000	00.00%
64	LIM TAY	55,000	00.00%
65	EDILBERTO &/OR ROSITA TANYU &/OR WELLINGTON HO VELASCO	55,000	00.00%
66	RENATO C. GENDRANO &/OR GENDRANO BERNADETTE	55,000	00.00%
67	KIRBY YU LIM	55,000	00.00%
68	FRUTO M. TEODORICO, JR	55,000	00.00%
69	VICKY L. CHAN	55,000	00.00%
70	PRIMITIVO C. CAL	55,000	00.00%
71	LYDIA J. SY	55,000	00.00%
72	MA. TERESA P. CRUZ	55,000	00.00%
73	NEIL JOHN A. YU	50,000	00.00%
74	ROBERTO L. UY	50,000	00.00%
75	SANDRA E. PASCUAL	50,000	00.00%
76	FRANCISCO C. SAN DIEGO	50,000	00.00%
77	UY TIAK ENG	50,000	00.00%
78	EBC SECURITIES CORPORATION	48,400	00.00%

Stock Transfer Service Inc.
WATERFRONT PHILIPPINES, INCORPORATED
List of Top 100 Stockholders
As of 06/30/2023

Page No. 4

Rank	Name	Holdings	Percentage
79	TAN DAISY TIENG	46,500	00.00%
80	EAST ASIA OIL & MINING COMPANY, INC.	40,000	00.00%
81	OCBC SECURITIES PHILS., INC.	40,000	00.00%
82	ADRIAN LONG	39,600	00.00%
83	GLADYS MAY L. OSMENA	39,600	00.00%
84	JAY JACOBS	39,600	00.00%
85	ROBERT KLING	39,600	00.00%
86	STEVE WOODWARD	39,600	00.00%
87	MEGHANN GAIL L. OSMENA	39,600	00.00%
88	MANILYNN L. OSMENA	39,600	00.00%
89	MANUEL L. OSMENA, II	39,600	00.00%
90	LUZ YAMANE	38,500	00.00%
91	LILY S. HO	36,300	00.00%
92	ABACUS SECURITIES CORPORATION	35,200	00.00%
93	LILIAN HONG	34,000	00.00%
94	LEONCIO TIU	33,000	00.00%
95	INTERNATIONAL POLYMER CORPORATION	33,000	00.00%
96	SEAFRONT RESOURCES CORP.	33,000	00.00%
97	ARTURO GUANZON	33,000	00.00%
98	TAN LIN LAY	30,000	00.00%
99	RAMONCITO ARCEO	30,000	00.00%
100	RODOLFO B. LEDESMA	30,000	00.00%

Total Top 100 Shareholders :	<u>2,496,895,882</u>	<u>99.91%</u>
------------------------------	----------------------	---------------

Total Issued Shares	<u>2,498,991,753</u>
---------------------	----------------------

WPI000000000 June 30, 2023

OUTSTANDING BALANCES FOR SPECIFIC COMPANY

June 30, 2023

WPI000000000

BPNAME	QUANTITY
UPCC SECURITIES CORP.	115,000
A & A SECURITIES, INC.	845,200
ABACUS SECURITIES CORPORATION	57,953,669
PHILSTOCKS FINANCIAL INC	64,388,806
A. T. DE CASTRO SECURITIES CORP.	34,000
ALL ASIA SECURITIES MANAGEMENT CORP.	202,500
ALPHA SECURITIES CORP.	2,517,000
BA SECURITIES, INC.	1,667,700
AP SECURITIES INCORPORATED	17,669,500
ANSALDO, GODINEZ & CO., INC.	2,785,700
AB CAPITAL SECURITIES, INC.	7,773,500
SB EQUITIES, INC.	3,844,100
ASIA PACIFIC CAPITAL EQUITIES & SECURITIES CORP.	832,800
ASIASEC EQUITIES, INC.	153,000
ASTRA SECURITIES CORPORATION	5,000
BELSON SECURITIES, INC.	3,970,100
JAKA SECURITIES CORP.	8,655,500
BPI SECURITIES CORPORATION	33,184,384
CAMPOS, LANUZA & COMPANY, INC.	2,442,202
SINCERE SECURITIES CORPORATION	1,045,000
CTS GLOBAL EQUITY GROUP, INC.	779,138
TRITON SECURITIES CORP.	36,009,450
IGC SECURITIES INC.	3,769,000
CUALOPING SECURITIES CORPORATION	110,500
DBP-DAIWA CAPITAL MARKETS PHILPPINES, INC.	2,200
DAVID GO SECURITIES CORP.	1,859,000
DIVERSIFIED SECURITIES, INC.	4,443,800
E. CHUA CHIACO SECURITIES, INC.	8,900,500
EQUITABLE SECURIITES (PHILS.) INC.	27,200
EAST WEST CAPITAL CORPORATION	400,000
EASTERN SECURITIES DEVELOPMENT CORPORATION	3,321,200
EQUITIWORLD SECURITIES, INC.	347,600
EVERGREEN STOCK BROKERAGE & SEC., INC.	8,561,100
FIRST ORIENT SECURITIES, INC.	1,367,100
FIRST INTEGRATED CAPITAL SECURITIES, INC.	100
F. YAP SECURITIES, INC.	618,000
AURORA SECURITIES, INC.	876,700
GLOBALINKS SECURITIES & STOCKS, INC.	464,000
JSG SECURITIES, INC.	173,150
GOLDSTAR SECURITIES, INC.	4,365,300
GUILD SECURITIES, INC.	152,000

HDI SECURITIES, INC.	21,993,500
H. E. BENNETT SECURITIES, INC.	2,440,000
HK SECURITIES, INC.	9,100
I. ACKERMAN & CO., INC.	30,000
I. B. GIMENEZ SECURITIES, INC.	499,797
INVESTORS SECURITIES, INC,	1,157,000
IMPERIAL,DE GUZMAN,ABALOS & CO.,INC.	393,800
INTRA-INVEST SECURITIES, INC.	187,400
ASIAN CAPITAL EQUITIES, INC.	56,100
J.M. BARCELON & CO., INC.	921,500
STRATEGIC EQUITIES CORP.	1,006,400
LARRGO SECURITIES CO., INC.	122,000
LUCKY SECURITIES, INC.	263,500
LUYS SECURITIES COMPANY, INC.	1,154,500
MANDARIN SECURITIES CORPORATION	1,593,200
COL Financial Group, Inc.	128,781,903
DA MARKET SECURITIES, INC.	222,200
MERCANTILE SECURITIES CORP.	149,800
MERIDIAN SECURITIES, INC.	2,154,700
MDR SECURITIES, INC.	136,000
REGIS PARTNERS, INC.	66,300
MOUNT PEAK SECURITIES, INC.	20,000
NEW WORLD SECURITIES CO., INC.	2,329,000
OPTIMUM SECURITIES CORPORATION	3,799,650
RCBC SECURITIES, INC.	3,878,300
PAN ASIA SECURITIES CORP.	30,000
PAPA SECURITIES CORPORATION	1,150,200
MAYBANK SECURITIES, INC.	4,861,100
PLATINUM SECURITIES, INC.	23,000
PNB SECURITIES, INC.	2,023,260
PREMIUM SECURITIES, INC.	5,973,600
PRYCE SECURITIES, INC.	12,124
SALISBURY SECURITIES CORPORATION	15,300
QUALITY INVESTMENTS & SECURITIES CORPORATION	15,064,800
R & L INVESTMENTS, INC.	42,000
R. COYIUTO SECURITIES, INC.	6,303,100
REGINA CAPITAL DEVELOPMENT CORPORATION	7,582,876
R. NUBLA SECURITIES, INC.	2,622,500
AAA SOUTHEAST EQUITIES, INCORPORATED	2,216,200
R. S. LIM & CO., INC.	1,048,400
RTG & COMPANY, INC.	176,600
S.J. ROXAS & CO., INC.	1,003,500
SECURITIES SPECIALISTS, INC.	2,200
FIDELITY SECURITIES, INC.	75,500
SUMMIT SECURITIES, INC.	707,300
STANDARD SECURITIES CORPORATION	1,376,200
SUPREME STOCKBROKERS, INC	31,350

TANSENGCO & CO., INC.	720,400
THE FIRST RESOURCES MANAGEMENT & SECURITIES CORP.	37,200
TOWER SECURITIES, INC.	8,771,600
TRANS-ASIA SECURITIES, INC.	1,425,500
APEX PHILIPPINES EQUITIES CORPORATION	5,000
TRENDLINE SECURITIES CORPORATION	11,200
LANDBANK SECURITIES, INC.	2,332,700
UOB KAY HIAN SECURITIES (PHILS.), INC.	3,330,000
E.SECURITIES, INC.	3,300
VENTURE SECURITIES, INC.	216,900
FIRST METRO SECURITIES BROKERAGE CORP.	32,635,890
WEALTH SECURITIES, INC.	7,139,590
WESTLINK GLOBAL EQUITIES, INC.	550,381,440
BERNAD SECURITIES, INC.	142,100
WONG SECURITIES CORPORATION	27,500
YAO & ZIALCITA, INC.	409,200
YU & COMPANY, INC.	1,096,000
BDO SECURITIES CORPORATION	20,987,369
EAGLE EQUITIES, INC.	620,800
GOLDEN TOWER SECURITIES & HOLDINGS, INC.	2,061,576
SOLAR SECURITIES, INC.	6,330,600
G.D. TAN & COMPANY, INC.	15,614,300
PHILIPPINE EQUITY PARTNERS, INC.	2,431,950
UNICAPITAL SECURITIES INC.	1,894,900
SunSecurities, Inc.	400,000
ARMSTRONG SECURITIES, INC.	5,300
TIMSON SECURITIES, INC.	8,286,000
VC SECURITIES CORPORATION	600
CITIBANK N.A.	140,000
STANDARD CHARTERED BANK	885,000
Total	1,180,682,374

Stock Transfer Service Inc.
WATERFRONT PHILIPPINES, INCORPORATED
List of Top 20 Stockholders
As of 06/30/2023

Page No. 1

Rank	Name	Holdings	Percentage
1	PCD NOMINEE CORP. (FILIPINO)	1,135,642,073	45.44%
2	THE WELLEX GROUP, INC.	1,128,466,800	45.16%
3	PCD NOMINEE CORP. (NON-FILIPINO)	45,040,301	01.80%
4	KENNETH T. GATCHALIAN	30,000,100	01.20%
5	REXLON T. GATCHALIAN	30,000,000	01.20%
6	WESLIE T. GATCHALIAN	30,000,000	01.20%
7	FORUM HOLDINGS CORPORATION	20,626,000	00.83%
8	PRIMARY STRUCTURES CORPORATION	16,212,500	00.65%
9	REXLON GATCHALIAN	14,740,000	00.59%
10	METRO ALLIANCE HOLDINGS & EQUITIES, INC.	14,370,000	00.58%
11	ELVIRA A. TING	10,000,009	00.40%
12	CATALINA ROXAS MELENDRES	6,246,000	00.25%
13	MANUEL H. OSMENA &/OR MANUEL L. OSMENA II	1,400,000	00.06%
14	ROLANDO M. LIM	1,142,500	00.05%
15	FELIPE A CRUZ, JR.	1,100,000	00.04%
16	MARIA CONCEPCION CRUZ	876,000	00.04%
17	FREYSSINET PHILIPPINES, INC.	770,000	00.03%
18	BENSON COYUCO	605,000	00.02%
19	DAVID LAO OSMENA	589,600	00.02%
20	LUCENA B. ENRIQUEZ	552,000	00.02%

Total Top 20 Shareholders :	<u>2,488,378,883</u>	<u>99.57%</u>
-----------------------------	----------------------	---------------

Total Issued Shares	<u>2,498,991,753</u>
---------------------	----------------------

From: "ICTD Submission" <ictdsubmission+canned.response@sec.gov.ph>
To: p.maambong@waterfronthotels.net,
Date: 05/03/2023 08:59 PM
Subject: Re: WATERFRONT PHILIPPINES INCORPORATED PSE 17A REPORT

Thank you for reaching out to ictdsubmission@sec.gov.ph. Your submission is subject for Verification and Review of the Quality of the Attached Document only for **Secondary Reports**. Official copy of the submitted document/report with Barcode Page (Confirmation Receipt) will be made available after 7 working days via order from receipt through the SEC Express System at <https://secexpress.ph/>. Or you may call 8737-8888 for further clarifications.

NOTICE

Please be informed that selected reports should be filed through **ELECTRONIC FILING AND SUBMISSION TOOL (EFAST)**. <https://cifss-ost.sec.gov.ph/user/login> such as: AFS, GIS, GFFS, LCFS, LCIF, FCFS, FCIF, IHFS, BDFS, PHFS etc. ANO, ANHAM, FS-PARENT, FS-CONSOLIDATED, OPC_AO, AFS WITH NSPO FORM 1,2,3 AND 4,5,6, AFS WITH NSPO FORM 1,2,3 (FOUNDATIONS)

Further, pursuant to SEC Memorandum Circular No. 3, series of 2021, scanned copies of the printed reports with wet signature and proper notarization shall be filed in **PORTABLE DOCUMENT FORMAT (PDF)** Secondary Reports such as: 17-A, 17-C, 17-L, 17-Q, ICASR, ICA-QR, ICA-AR, 23-A, 23-B, I-ACGR, ACGR, Monthly Reports, Quarterly Reports, Letters, OPC(ALTERNATE NOMINEE), GIS-G, 52-AR, IHAR, AMLA-CF, NPM, NPAM, BP-FCLC, CHINESEWALL, 39-AR, 36-AR, PNFS, MCG, S10/SEC-NTCE-EXEMPT, through email at

ictdsubmission@sec.gov.ph

FOR **MC28**, please go to SEC website:

<https://apps010.sec.gov.ph>

For your information and guidance.

Thank you and keep safe.



May 02, 2023

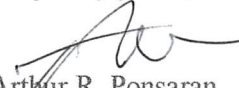
MS ALEXANDRA D. TOM WONG
OFFICER-IN-CHARGE, DISCLOSURE DEPARTMENT
4/F Philippine Stock Exchange, Inc.
PSE Centre, Exchange Road, Ortigas Center
Pasig City, Metro Manila

Dear Ms. Tom Wong,

We submit herewith the Annual Report (SEC 17-A) of WATERFRONT PHILIPPINES, INC. for the year ended December 31, 2022.

Thank you for your kind attention.

Very truly yours,



Arthur R. Ponsaran
Corporate Secretary

Cc:

Securities and Exchange Commission
Mandaluyong City

COVER SHEET

A	S	0	9	4	-	8	6	7	8
---	---	---	---	---	---	---	---	---	---

SEC Registration Number

W	A	T	E	R	F	R	O	N	T		P	H	I	L	I	P	P	I	N	E	S	,	I	N	C	.			

(Company's Full Name)

N	O	.	I		W	A	T	E	R	F	R	O	N	T		D	R	I	V	E									
					O	F	F		S	A	L	I	N	A	S		D	R	I	V	E		L	A	H	U	G		
					C	E	B	U		C	I	T	Y																

(Business Address : No. Street City / Town / Province)

MS. IRISH CHARA LAWAS

Contact Person

855-90129

Company Telephone Number

1	2
---	---

Month

3	1
---	---

Day

AFS 2022

FORM TYPE

--	--

Month

--	--

Day

Annual Meeting

--

Secondary License Type, If Applicable

--	--	--

Dept. Requiring this Doc.

--

Amended Articles Number/Section

432

Total No. of Stockholders

Total Amount of Borrowings

--

Domestic

--

Foreign

To be accomplished by SEC Personnel concerned

--	--	--	--	--	--	--	--	--	--

File Number

LCU

--	--	--	--	--	--	--	--	--	--

Document I.D.

Cashier

S T A M P S

Remarks = pls. use black ink for scanning purposes

**SECURITIES AND EXCHANGE COMMISSION SEC FORM
17-A, AS AMENDED
ANNUAL REPORT PURSUANT TO SECTION 17
OF THE SECURITIES REGULATION CODE AND SECTION 141
OF THE CORPORATION CODE OF THE PHILIPPINES**

1. For the calendar year ended
DECEMBER 31, 2022

2. SEC Identification Number
AS 094-8678

3. BIR Tax Identification No.
D80-003-978-254 NV

4. Exact name of issuer as specified in its charter
WATERFRONT PHILIPPINES, INC.

5. Province, country or other jurisdiction of incorporation or organization
PHILIPPINES

6. Industry Classification Code (SEC Use Only)

7. Address of principal office
**No. 1 WATERFRONT DRIVE OFF SALINAS DRIVE LAHUG, CEBU CITY
6000**

8. Issuer's telephone number, including area code
(02) 559-0130

9. Former name or former address, and former fiscal year, if changed since last report
NOT APPLICABLE

10. Securities registered pursuant to Sections 8 and 12 of the SRC or Sections 4 and 8 of the RSA

Title of Each Class	Number of Shares of Common Stock Outstanding and Amount of Debt Outstanding
Common Shares - P1.00 par value	2,498,991,753

11. Are any or all of the registrant's securities listed on a Stock Exchange?

/ Yes

No

If yes, state the name of such stock exchange and the classes of securities listed therein:
PHILIPPINE STOCK EXCHANGE

12. Indicate by check mark whether the registrant:

1

(a) has filed all reports required to be filed by Section 17 of the SRC and SRC Rule 17 thereunder or Sections 11 of the RSA and RSA Rule 11(a)-1 thereunder, and Sections 26 and 141 of the Corporation Code of the Philippines, during the preceding twelve (12) months (or for such shorter period that the registrant was required to file such reports)

/ Yes

No

(b) has been subject to such filing requirements for the past ninety (90) days

Yes

/ No

13. Aggregate market value of the voting stock held by non-affiliates of the registrant.

Unaffiliated shares	:	1,180,679,374
Last Trading Price	:	Php0.405 as of May 01, 2023
Aggregate Market Value	:	478,175,146.5

**APPLICABLE ONLY TO ISSUERS INVOLVED IN INSOLVENCY
SUSPENSION OF PAYMENTS PROCEEDINGS DURING THE
PRECEDING FIVE YEARS**

14. Check whether the issuer has filed all documents and reports required to be filed by Section 17 of the Code subsequent to the distribution of securities under a plan confirmed by a court or the Commission.

/ Yes

No

DOCUMENTS INCORPORATED BY REFERENCE

15. If any of the following documents are incorporated by reference, briefly describe them and identify the part of SEC Form 17-A into which the document is incorporated:

(a) Any annual report to security holders

(b) Any information statement filed pursuant to SRC Rule 20

(c) Any prospectus filed pursuant to SRC Rule 8.1

The Exchange does not warrant and holds no responsibility for the veracity of the facts and representations contained in all corporate disclosures, including financial reports. All data contained herein are prepared and submitted by the disclosing party to the Exchange, and are disseminated solely for purposes of information. Any questions on the data contained herein should be addressed directly to the Corporate Information Officer of the disclosing party.

WATERFRONT PHILIPPINES, INCORPORATED**PSE Disclosure Form 17-1 - Annual Report References: SRC Rule 17 and
Sections 17.2 and 17.8 of the Revised Disclosure Rules****For the Calendar year ended****DECEMBER 31, 2022****Currency (indicate units, if applicable)****PESO****Balance Sheet**

	Year Ending	Previous Year Ending
	DECEMBER 31, 2022	DECEMBER 31, 2021
Current Assets	4,222,560,541	3,689,536,752
Total Assets	20,408,528,698	17,000,611,151
Current Liabilities	2,375,069,374	2,678,011,184
Total Liabilities	8,016,280,027	5,330,648,023
Retained Earnings/ (Deficit)	2,256,905,590	1,847,119,587
Stockholders' Equity	12,392,248,671	11,669,963,128
Stockholders' Equity - Parent	11,040,389,800	10,454,989,383
Book Value per Share	4.42	4.18

Income Statement

	Year Ending	Previous Year Ending
	DECEMBER 31, 2022	DECEMBER 31, 2021
Operating Revenue	1,461,918,233	989,156,442
Other Revenue	24,522,816	8,631,712
Gross Revenue	1,486,441,049	997,788,154
Operating Expense	993,377,085	645,199,626
Other Expense	467,365,598	447,982,589
Gross Expense	1,460,742,683	1,093,182,215
Net Income/(Loss) Before Tax	116,808,297	430,096,281
Income Tax Expense (Benefit)	65,925,125	(100,705,358)
Net Income/(Loss) After Tax	50,883,172	530,801,639
Net Income Attributable to Parent Equity Holder	82,789,942	554,112,441
Earnings/(Loss) Per Share (Basic)	.033	.222
Earnings/(Loss) Per Share (Diluted)	.033	.222
EFPS Trailing 12 months	(.066)	(.061)
Other Relevant Information		

Financial Ratios

	Formula	December 31, 2022	December 31, 2021
Liquidity Analysis Ratios:			
Current Ratio	Current Assets / Current Liabilities	1.778	1.378
Quick Ratio	(Current Assets - Inventory - Other Current Asset)/ Current Liabilities	0.718	0.679
Solvency Ratio	Net income After Tax plus noncash expenses/ Total Liabilities	0.063	0.180
Financial Leverage Ratios:			
Debt Ratio	Total Debt / Total Assets	0.393	0.314
Debt-to-Equity Ratio	Total Debt / Total Stockholders Equity	0.726	0.510
Interest Coverage	Net Income/ Interest Charges	0.306	5.159
Asset to Equity Ratio	Total Assets / Total Stockholders Equity	1.849	1.626
Profitability Ratios:			
Gross Profit Margin	Sales - Cost of Goods Sold or Cost of Service/ Sales	33.2%	35.3%
Net Profit Margin	Net Income / Sales	3.42%	53.20%
Return on Assets	Net Income / Total Assets	0.27%	3.29%
Return on Equity	Net Income / Total Stockholders' Equity	0.46%	5.08%
Price / Earnings Ratio	Price Per Share / Earnings Per Common Share	13.885	2.075

TABLE OF CONTENTS

PART I – BUSINESS AND GENERAL INFORMATION

Item 1	Business
Item 2	Properties
Item 3	Legal Proceedings
Item 4	Submission of Matters to a Vote of Security Holders

PART II – OPERATIONAL AND FINANCIAL INFORMATION

Item 5	Markets for Registrant’s Common Equity and Related Stockholders’ Matters
Item 6	Management’s Discussion and Analysis or Plan of Operation
Item 7	Financial Statements
Item 8	Changes in and Disagreements with Accountants and Financial Disclosure

PART III – CONTROL AND COMPENSATION INFORMATION

Item 9	Directors and Executive Officers of the Registrant
Item 10	Executive Compensation
Item 11	Security Ownership of Certain Beneficial Owners and Management
Item 12	Certain Relationships and Related Transactions

PART IV – CORPORATE GOVERNANCE

SIGNATURES

FINANCIAL STATEMENTS AND NOTES TO THE CONSOLIDATED FINANCIAL STATEMENTS

SUPPLEMENTARY SCHEDULES

PART I - BUSINESS AND GENERAL INFORMATION

Item 1. Business

Waterfront Philippines, Incorporated (WPI) was registered with the Securities and Exchange Commission (SEC) on September 23, 1994, as an investment holding company for hotel, leisure, and tourism businesses.

To realize the Group's vision of making WPI the flagship of the Group's hotel and gaming interests, TWGI vended into WPI's acquired properties --- Waterfront Cebu City Casino Hotel, Inc. (WCCCHI) in Cebu City, Waterfront Mactan Casino Hotel, Inc. (WMCHI) in Mactan, Cebu and Davao Insular Hotel Company, Inc. (DIHCI) in Davao City. These properties are significant investments for WPI. During 2003, the company started acquiring common shares of ACESITE (Phils.) Hotel Corporation. A major coup for WPI for the year 2004 was securing controlling interest in the management over ACESITE (PHILS.) HOTEL CORP. Consequently, Acesite, operating under the trade name Manila Pavilion Hotel, is now part of the Waterfront group of hotels. WPI is now known as the largest Filipino hotel chain in the country.

The hotels fit WPI's continuous geographic diversification strategy and they are appropriate candidates for broad product renovation and operational repositioning. The hotels are well positioned in their respective markets, considering the presence of international airports in their locality. Studies indicate that international airports are major generators of lodging demand.

WPI is known as one of the largest hotel chains in the country. We provide much-needed support to the tourism industry's vision for growth. Our hotel experience is highly integrated, offering the best of business and leisure.

The Company has strengthened its brand visibility and continues to expand in innovative ways, using technology and new media to our advantage.

Marketing

Waterfront gives a wide range of business-related conveniences to ensure that our guests enjoy a productive stay. Our special attention to details, well-equipped business centers, accessibility, unrivaled facilities and presence in major cities of the Philippines make us best positioned to cater to the business traveler's needs. As in the previous years, our approach has always been in rejuvenating our hotels and its amenities, promoting the quality of our guest services and programs and empowering our peers. We have much to offer the broad market with the right marketing mix: competitive room rates, premium, value-added guest programs, well-equipped function facilities and professional guest services. Although extreme competition has always been present with the Waterfront Group and other destinations and hotels, the Company was unfazed regarded this as a welcome challenge and motivation on increasing its market share with a corresponding increase in average room rates and in actual room occupancies. As part of its marketing strategy, the company exercises flexible rates for contingencies, tie-ups with airlines, special occasion packages and other promos. Also, the massive efforts of our sales and marketing division in creating and implementing dynamic programs designed to search for customers and developing and maintaining their loyalties, have certainly added to the hotels' marketability. Coupled with the efforts of our public relations division in ensuring that the reputation of our hotels are kept free from negative publicity and its awareness of social responsibility, has certainly given marketing strategy a deeper meaning. The Company aims for building a strong relationship with our guests.

Again, considering the successful operations of our Cebu-based hotels, it can be said that Waterfront has already made an impressive dent in the market. Although we continue to discover and learn many new things, we are taking advantage of investment opportunities, which will allow us to be a significant player in the casino and hotel arena nationwide. The Company has strengthened its brand visibility with an

integrated marketing communications campaign that would invite continued patronage of its products and services. To complement its marketing and sales efforts, a unified visual advertising tool for all properties was implemented.

Our Central Reservations System has made us the only integrated network of hotels in the country with a powerful presence through our 24/7 booking services. Anyone can book using a single 1-800 number 1-800-WFRONT8 (9376688) for all Waterfront Hotels nationwide.

We have made significant strides in the improvement of our “software”: our technology systems, service and people. Software is the lifeblood of our business--it provides a genuine connection with our customers through various touch points conveys the Waterfront brand in a personal manner and introduces new sales-generating streams in step with today’s growing online patronage.

We have further strengthened our online presence with the launch of our free mobile app for iOS and Android--the very first Filipino hotel chain to do so. We improved our e-newsletter with a software system upgrade. Our website sports a sleek, newly-revamped look with more features to allow easy booking and browsing of our properties. All three work synergistically to complete our user experience and add new avenues for accessing our brand. Our social media channels are also being managed full-time by a dedicated team, ensuring the seamless transfer of news and promotions updates in the most popular social media platforms for our clientele. Each presents a unique opportunity to touch base with our users in a platform of their preference, offering exciting deals and perks that pique their interest.

By the year 2016, we established and published the Waterfront Hotels and Casinos brand through an effective and strategic advertising effort in various publications such as glossy, local in-flight magazines. Through this, we can create strong presence and awareness of the new branding –

“We’re at the Center of it All” and maintain visibility of the corporate brand in various publications.

We also made a strong presence abroad – Bangkok, Korea, Japan and Singapore - organized by the Tourism Promotions Board and Department of Tourism. Joined with established Asia Pacific’s premier M.I.C.E. show which brings together the region’s top M.I.C.E. suppliers and key industry players to collectively sell Asia as an exciting and diverse M.I.C.E. destination. Exhibitors and participants have the opportunity to sell, negotiate and secure deals with more than 500 selected buyers and travel managers from regional and international M.I.C.E and corporate travel industries through pre-scheduled appointments.

By firmly and strategically addressing key areas in our business, we have transformed into a company that is formidable and efficient across all areas of our operations--the hallmark of an institution that remains tried and true and is confidently moving towards a new horizon.

WCCH

The year 2021 was considered to be a game changer for the Waterfront Cebu City Hotel and Casino Tourism as it started to open its doors for business and leisure after a year of lockdown and strict community measures. Although undeniably challenged, the hospitality industry as a whole worked hand in hand as it slowly rose back to its feet. Despite the challenges and setbacks along the way, the premier city hotel in Cebu remains to be resilient and accommodating as it not only opened its doors to guests for leisure or business purposes but also to returning Overseas Filipino Workers (OFWs) who are making their way back to their homes – making the city hotel a multi use establishment.

In 2022, the company promises to be back on its feet and expand not only through renovations but also through re-establishing a more stabilized online presence. In order to regain the property’s market share through the increase in revenue for both rooms and F&B, the hotel continues to utilize both traditional and new media by having an effective yet aggressive marketing campaign that offers a total experience of leisure, safety and comfort for its guests and clients.

In line with this, Waterfront Cebu City Hotel and Casino will continue to provide augmented opportunities and a positive viewpoint to distinguish itself from its competitors

- To expand and increase the visibility and features of the events, rooms and F&B promotions for both print and online.
- To ensure the strength of the company's brand presence locally and internationally.
- To partner with third-party food delivery services in providing guests and clients a safe and worry-free dining experience in the comforts of their homes and offices.
- To come up, implement and produce marketing strategies and collateral taking into consideration the new normal measures mandated by the government and other health agencies.
- To provide a positive and safe hotel experience to all our guests with full attention even to the slightest detail.
- To solidify existing relationships for network growth among VIP and members of the media.

With this year's objectives, together with the improvements of the past years, the property will be on top of the game and will remain an unparalleled institution as the biggest convention center in the Visayas and Mindanao regions. And in the course of providing guests with excellent services and accommodations they truly deserve, Waterfront Cebu has garnered numerous awards including Trip Advisor's Traveler's Choice 2021 Awardee, Agoda's 2020 and 2019 Golden Circle and Customer Service Awards, Booking.com's 2020 Traveller Review Award, SunStar Best of Cebu's Best Events Venue for four consecutive years (2017, 2018, 2019, and 2020), Best of Cebu's Best Dim Sum for 2020, Best of Cebu's Best City Hotel, Best Chinese Restaurant for Tin Gow, Best Gym for Citigym, and Expedia Group's Top 4-star hotel of 2018. Also, the city hotel is one of the recipients of the 1st MICE Venue Standard Award in a Hotel Category Setting, and the Cebu City Government's 2019 Top 10 Real Property Taxpayers.

On top of that, the city hotel has also been awarded with the Safe Travels Certification by the Department of Tourism and the World Travel & Tourism Council (WTTC) and the Safety Seal of the Department of Tourism-Philippines for being compliant with the global safety and health standards. Truly, Waterfront Cebu has become one of the leading city hotels in the metropolitan and one of the leading service-providers in the country for the past two decades and will continue to be one for the next years to come.

Promotions and activities launched in 2022:

F&B: Uno Buffet Restaurant

- Sinulog Weekend Buffet
- Chinese New Year Buffet
- Valentine's Weekend Buffet
- Summer Steaks
- Media hosting to promote Uno buffet rates
- Holy Week Special
- Mother's Day special buffet
- Kalayaan Buffet
- Father's Day Buffet
- Halloween Buffet
- Thanksgiving Buffet
- Christmas Eve/Day Buffet
- New Year's Eve Buffet

F&B: Lobby Lounge

- Cebuano Afternoon Tea
- Pancit Ceremony
- Valentine's Afternoon Tea
- Merienda Buffet
- Halo-Halo feature
- Father's Day Angus New York Steak Sandwich

- Christmas Afternoon Tea

F&B: Tin Gow

- Chinese New Year Special
- Media feature of Homemade Bean Curd by Chef Low
- All Dim Sum at Php 99
- Media hosting featuring highlight dishes from Chef Low
- Assorted BBQ Platter
- Mooncake Festival
- Christmas and New Year Specials

F&B: La Gondola

- Valentine's day special
- Media feature of our homemade pasta and pizza
- Pasta Amore: fresh pastas cooked in a parmesan cheese wheel

F&B: Pool Aquarius

- Cebuano Burrito
- Chicken and Beer
- Specialty burgers

F&B: Café Fortuna

- Sinulog sa Sugbo
- Chinese New Year specials
- Bounty of the sea promo
- Sizzling pochoero steak
- Chicken in a basket
- Super Bowls: rice bowls specials

F&B: Mizu

- Mizu Reopening ceremonies
- Donburi Specials
- Valentine's day bento box
- Yakitori set for take out
- Tempura all-you-can
- Holiday specials

F&B: Madeleine

- Monthly cake specials

Regular Media Hosting:

- SunStar
- CDN
- The Freeman
- Local Celebrities
- Local Influencers
- Food and Lifestyle Bloggers

Events

- Sinulog Festival dance
- Chinese New Year celebration
- International Travel Festival
- Easter Egg Hunt
- Cebu Wedding Expo
- Gugma Fashion Show
- Christmas Tree Lighting
- New Year's Eve countdown party

Information Technology

As in all areas of commerce, information technology represents one of the strongest forces for change. They are known to have significant impact in marketing of hotels. It provides an essential tool for hotel organizations to keep a hand on the pulse of the customers' wants and needs. The challenge of any corporation is to conduct their operations efficiently and effectively at the least possible cost. Perhaps, one of the major advancement that happened at Waterfront is its tie-up with **Micros Fidelio** - the world leader in providing computer-related technology for hotel and restaurant chains around the world. They upgraded the system of the Company through their newest operating platform called **Opera**. This software will efficiently manage sales and accounting, reservations, point-of-sales and engineering- a first in the Philippines. This integrated system will aggressively keep track of inventory and manage revenues. The "Fidelio" system permits online monitoring of clients in the hotels. To date, here is a summary of the major systems used by Waterfront Hotels:

	WCCCHI	WAH	WIHD	MPH	WEC	WFC	GYM
Agilysis Point-Of-Sale System (POS)	X	X	X				
Micros-Fidelio Opera Sales and Catering System	X						
Opera Property Management System (PMS)	X	X	X				
SUN SYSTEM	X	X	X	X			
Human Resource Information System	X	X	X	X			
Actatek Biometric Finger scan System	X	X	X	X	X	X	X
Lotus Email System	X	X	X	X	X	X	X
Micros Materials Control	X	X	X	X		X	
Online Automation System	X	X	X	X	X		
Call Center System					X		
Waterfront Recipe Guide System	X	X	X	X			

Employees' Training

As has been said, success is not about how fast you run or how high you climb but how well you bounce back. And bouncing back had never been more challenging than it had been after the devastating pandemic. Needless to say, different industries have been deeply wounded in recent years but this is even more apparent in the field of hotel and tourism.

Consequently, Waterfront as an organization had been lucid and persistent in its quest to reach new horizons by continuously training and developing a competent and efficient workforce in response to the sophisticated needs and demands of the market amidst a globally competitive industry.

In congruence with the company's vision to become *the leader in the tourism industry committed to provide gracious Filipino hospitality towards total guest satisfaction*, the Peers' Training and Development Department spearheads the development of programs that seek to equip peers with the knowledge and skills necessary to realize this vision. The programs developed focused on the three key areas: technical skills, customer service, and employee welfare.

It is imperative to ensure that employees are equipped with technical skills required for them to be able to do their tasks according to the standards of our brand, the Waterfront. This is made possible through the **Skills Certification Program** that employees assigned in the *Front Office, Food and Beverage Service, Food and Beverage Production Stewarding section, and Housekeeping* departments are required to undergo and pass prior to on-boarding.

Under this program, fundamental knowledge related to the areas of assignment were discussed and followed by written tests. Employees have also undergone supervised skills practice where they are able to align their pre-existing skills set with the company standards and to apply what they have learned during the discussions in preparation for their final skills assessment. On all assessments, employee trainees were expected to attain a minimum rate of 80% to be certified. Only upon certification would they be allowed to get on board.

Moreover, this is further supported and followed through by Revamp Training Programs conducted amongst Food and Beverage Service employees, intended to refresh and enhance skills in accordance to the improved service sequence standards for ala carte, buffet, and in room dining settings. Additionally, skills revamp training was also conducted among the key employees of the Food and Beverage Production department. This aimed to keep their skills on food preparation updated especially when there are new recipes developed and to ensure that all products served follow the same standards from preparation to presentation, keeping the distinct quality and identity of the Waterfront brand.

To further our efforts on up-skilling, we also conduct and facilitate skills enhancement training on equipment maintenance mainly for employees under the Engineering Department and key end-users. Refresher courses are also put in place for the software updates of the IT Department.

On top of being technically equipped with knowledge and skills of their respective functions, a great amount of attention is poured to the prime attribute of Waterfront, our service. To ensure a memorable and satisfying guest experience, employees had undergone several customer service training sessions. Among those is Gracious Customer Care wherein service providers are trained how to better interact with guests by means of understanding their own selves better through introspection. They are also taught about the importance of managing one's self to be able to manage guests especially during highly emotional and stressful encounters.

Moreover, since we cater to a wide range of guests, from both domestic and international sectors, it is imperative for service providers to have basic knowledge about the different cultures and general backgrounds of international guests hence the conduct of Understanding Cross Cultural Difference training.

To take Filipino hospitality to greater heights, the company in partnership with the Department of Tourism conducted training on the Filipino Brand of Service Excellence. This aims to promote Filipino brand of hospitality to the international stage through the exemplification of its values and signature practices such as the "Mabuhay" and "Salamat" gestures.

Following the objective of being able to project a good impression and high sense of professionalism, employees had undergone Professional Image Development Program. This training sought to give emphasis on the importance of grooming and outward projection in the process of delivering excellent customer service.

While we work on skills development of employees, we also give equal importance towards employee welfare. Together with the Peers' Services Department, we facilitated several trainings and workshops that promote mental health for we understand that in order to deliver excellent service, service providers need to be healthy holistically. Subsequently, it encourages employees to be more engaged and committed to their jobs and to advocating consistent delivery of excellent service which resonates with the guests they interact with.

Indeed, 2022 has been both a challenging and enriching year for all employees. And as we embark on another year, the Peers' Training and Development Department shall carry the same vigor of commitment in developing training programs that would turn Waterfront's vision into a reality.

Employees

As the reputation of the hotels rise and the volume of clientele grows, so will their expectations and demands. The fundamental key to clients' satisfaction will always be the delivery of the best service from the employees. It is a team effort, requiring constant attention, training and supervision. The Company continues to increase in-house and external training of its employees. A salary structure has been implemented to ensure more competitive compensation packages, which are at par with the industry's standards and the department of Labor and Employment's mandated requirements.

The Company believes that after all, happy employees translate into happy customers, and happy customers would be tantamount to greater satisfaction, sales and income for the Company.

As of the end of the calendar year 2022, WPI Group has a total of 419 employees that were distributed as follows:

WCCCHI:

	<i>Filipinos</i>	<i>Foreigners</i>	<i>Total</i>
Executive	31	3	34
Non-Executive	174	0	174
Total	205	3	208

WMCHI:

	<i>Filipinos</i>	<i>Foreigners</i>	<i>Total</i>
Executive	7	0	7
Non-Executive	62	0	62
Total	69	0	69

WIHD:

	<i>Filipinos</i>	<i>Foreigners</i>	<i>Total</i>
Executive	0	0	0
Non-Executive	77	0	77
Total	77	0	77

WMHC

	<i>Filipinos</i>	<i>Foreigners</i>	<i>Total</i>
Executive	0	0	0
Non-Executive	24	0	24
Total	24	0	24

WPI

	<i>Filipinos</i>	<i>Foreigners</i>	<i>Total</i>
Executive	0	0	0
Non-Executive	15	0	15
Total	15	0	15

ALEC

	<i>Filipinos</i>	<i>Foreigners</i>	<i>Total</i>
Executive	0	0	0
Non-Executive	2	0	2
Total	2	0	2

WWGI:

	<i>Filipinos</i>	<i>Foreigners</i>	<i>Total</i>
Executive	1	0	1
Non-Executive	9	0	9
Total	10	0	10

WFC:

	<i>Filipinos</i>	<i>Foreigners</i>	<i>Total</i>
Executive	1	0	1
Non-Executive	3	0	3
Total	4	0	4

WEC:

	<i>Filipinos</i>	<i>Foreigners</i>	<i>Total</i>
Executive	2	0	2
Non-Executive	8	0	8
Total	10	0	10

Grand Total	416	3	419
--------------------	------------	----------	------------

There is an existing union in Davao Insular Hotel. On April 1, 2011, Waterfront Insular Hotel Davao Employees Association (WIHDEA) and renewal of the agreement shall be in full force and effect from April 1, 2016 to March 31, 2021. In April 2021, the Collective Bargaining Agreement (CBA) was further renewed, covering a period of five (5) years, April 1, 2021 to March 31, 2026. All other provisions of the CBA are not modified by the foregoing agreement and shall remain between the parties.

The Manila Pavilion Hotel has not experienced any strikes since 2006. The Collective Bargaining Agreement (CBA) for the line employees was concluded on December 12, 2017, covering a period of five (5) years, July 01, 2017 to June 30, 2022. However, the CBA underwent dissolution after a fire broke out in March of 2018.

The CBA for supervisors signed on November 17, 2016 covers a period of five (5) years, April 01, 2016 to March 31, 2021. MAPSA (Manila Pavilion Supervisors' Association) is the one who represented the supervisor during the bargaining. The economic provision of the Agreement shall be subject to renegotiation after the 3rd year of its effectivity or 60 days prior to March 31, 2019. Similar to the CBA for the line employees, the CBA for the supervisors underwent dissolution as well after the fire incident.

Business of WPI and Its Subsidiaries**□ WPI**

Being an investment holding company in hotel and gaming businesses, WPI has a strategic advantage in the marketplace. It can move and position itself to grab opportunities in the hospitality industry, which is known to be highly competitive. The world-class facilities that it brings to the Province of Cebu are designed to provide a diverse and complete entertainment system that will attract local, regional, and international visitors.

Despite the growing number of competitors in the respective regions, including the entry of international hotel chains, both *WCCCHI* and *WMCHI* enjoyed favorable occupancy rates, successfully inviting both corporate and individual travel accounts.

Subsidiaries

The Company has the following subsidiaries, which are briefly described in the next pages:

1. Waterfront Cebu City Casino Hotel, Inc. (WCCCHI)
2. Waterfront Mactan Casino Hotel, Inc. (WMCHI)
3. Waterfront Insular Hotel Davao, Inc.
4. ACESITE (Phils.) Hotel Corporation
5. Waterfront Hotel Management Corporation
6. Mayo Bonanza, Inc.
7. Waterfront Horizon Corporation
8. Waterfront Food Concepts, Inc.
9. Waterfront Wellness Group, Inc.
10. Grand Ilocandia Resort Development Incorporated
11. Waterfront Promotions Limited
12. Waterfront Puerto Princesa Hotel Inc.
13. Waterfront Iloilo Hotel Inc.
14. Waterfront Cebu Ventures Inc.

❑ *Waterfront Cebu City Casino Hotel, Inc.*

WCCCHI was incorporated on September 23, 1994 to manage and undertake operations of Waterfront Cebu City Hotel and Casino (WCCHC). WCCCHI achieved a milestone during the year by opening the doors of WCCHC on January 5, 1998, with 158 guest-rooms which has already grown to 561 by the last quarter of 1999, six-storey convention center known as the *Waterfront Convention Center*, previously known as Cebu International Convention Center and six-storey` **Entertainment Block**. Located in this Entertainment Block is a 1,000-square meter 5-star restaurant, which completes the Company's restaurants row. On February 5, 1998, PAGCOR commenced operations at the new purposely-built casino at the Entertainment Block.

- *Waterfront Convention Center-(WCC)*

Waterfront Convention Center previously known as Cebu International Convention Center is a six-storey building, especially-designed to adapt to any event size and purpose, with a total gross area of 40,587 square meters, and has been in operation since January 5, 1998. Major amenities of the center include ten (11) function rooms and two (2) Grand Ballrooms with a seating capacity of 4,000. WCC is the only convention and exhibition center of international standard in Cebu City.

- *Entertainment Block*

The Entertainment block is a six-storey building with a total gross area of 34,938 square meters. It is comprised of eleven (9) Food and Beverage entertainment outlets, an 11,000 square meters of public and international gaming area that includes the "*Casino Filipino*", and 62 hotel rooms and suites

- *Hotel Tower Block*

The Hotel Tower block is a 22-storey building with a total gross area of 44,334 square meters. It consists of a podium, containing the lobby, a food and beverage outlet, a reception, a shopping arcade, three (3) press function rooms, and a high rise block of 498 hotel rooms and suites.

The Hotel, with its fairytale-inspired façade, is conveniently located in the center of Cebu City and is within easy reach from key business, commercial and shopping districts and is just 30 minutes away from the Mactan International Airport.

Waterfront Cebu City Hotel & Casino has elegantly designed and well-appointed guest rooms and suites. The 18th Floor is the Waterfront Ambassador Club with a two floor Club Lounge exclusive for Ambassador Floor guests. Waterfront Ambassador Club guests enjoy butler service, complimentary business services and a business boardroom fit for a group of up to 8 people, equipped with a built-in LCD projector, a roll-up screen, PA and recording system, a local area network (LAN) and a poly communication system. The 2nd floor lounge is outfitted with 3 computer stations, where guests can avail of complimentary WIFI access, flat-screen television entertainment, an array of lifestyle and business magazines as well as newspapers and board games. The hotel offers a 10,000-square meter convention center, which is the largest convention center in the Visayas and Mindanao, and is designed to adapt to multiple types of events. The convention center is equipped with 10 function rooms, 2 executive board rooms, and 2 Grand Ballrooms, each seating 4,000 people. It has played host to a myriad of national as well as regional events, conventions and conferences.

Waterfront Cebu City Hotel and Casino operates 9 F&B outlets, including a hotel coffee shop, a Japanese restaurant, an Italian restaurant and a poolside snack bar. The hotel has a fully functional business center paired with flat-screen computers, internet access and private boardrooms. The newly renovated lobby was inspired based on two main objectives; first, to transform the existing single dimension grand lobby into a multi-dimensional lifestyle-concept space that will enhance the guests' experience when dining and lounging in the lobby; and second, to improve traffic patterns, through the construction of larger check-in areas and through maximizing the Lobby's three entrances. Waterfront Cebu City Hotel and Casino's massive, high-ceilinged lobby has always been its principal attraction in fact it is touted as the largest hotel lobby in Visayas-Mindanao area. Spanning 22 meters wide, 96 meters in length and 35 meters high and crisscrossed by hundreds of people each day, the hotel's grand lobby sets the whizzing pulse for the hotel and dictates its overall ambiance.

Apart from improvements to the general structure of the lobby, the Lobby Lounge itself will offer an all-new dining and lounging experience, with newly-installed glass panels, semi-closing each side of the lounge. Fully-equipped bar areas have also been installed in the middle of each of the lounge's two sections, ensuring diners of more efficient and prompt service. To enhance the overall guest experience, the hotel has put together additional features such as nightly entertainment from the city's top performers, and soulful afternoon music by soloists. Among the hotel's newest pride comes in the form of delectable treats, introducing Lobby Lounge's new service concepts.

Afternoon Tea

Guests can now relive the splendor and grace of the old English days with the Lobby Lounge Afternoon Tea offering. It is a tea and dessert concept created to give guests a whole new tea experience by giving emphasis on unique ways to enjoy a cup of tea. Guests can expect an array of snack choices to complement their tea selection. The Afternoon Tea comes with a choice of Traditional Afternoon Tea with a Local Twist or Chocolate Temptations. For each selection, guests may opt for tea, coffee or hot chocolate. Each selection also comes with a variety of snack options to go along with their choice of beverage.

Wine Dispenser

Guests can now take a sip of Lobby Lounge's extensive selection of wine. The wine dispenser is an innovative addition to the winning and dining experience at the hotel. It serves the purpose of allowing guests to select among an array of bottles, through tasting by the glass. This concept intends to

give guests an opportunity to sample different wines in small amounts before deciding to order a full glass or bottle. Guests may test wines from the dispenser in three different amounts. This way, guests can choose the perfect wine fit for their palate. To enjoy the wine dispenser service, guests must avail of the Wine Card which comes in prepaid or postpaid.

To complement the Hotel's main lobby, a group check-in counter is constructed, dedicated solely to corporate and travel groups; and an additional Casino Filipino gaming space of 2,350 square meters is launched together with it. This will not only enhance the current lobby, but will also increase operational efficiency and add more exciting features for the hotel's customers.

□ ***Waterfront Mactan Casino Hotel, Inc.***

Waterfront Mactan was incorporated on September 23, 1994 to manage and undertake operations of Waterfront Mactan Island Hotel and Casino (WMIHC). WMCHI has completed Phase I of Waterfront Mactan Island Hotel and Casino (WMIHC). It is located right across Mactan-Cebu International Airport, on a land area of approximately 3.2 hectares. The hotel features 164 rooms and suites, 6 food-and-beverage and entertainment outlets, with a total built-up area of 38,000 square meters. Equipped with one of the largest casinos in the Philippines, WMIHC has made Cebu the only city in Southeast Asia that offers casino facilities to transients while waiting for their flights. For future development is Phase II consisting of 200-guest rooms, which will be built depending on the demands of the market. It has recently improved its rooms by installing fax machines and Internet connections to cater to the needs of its guests. Additionally, the company has acquired the newest hospitality software in the industry, the **OPERA** Property Management System, which is designed to help run the hotel operations at a greater level of productivity and profitability. This was installed last January 14, 2003.

The hotel is conveniently located in front of the Mactan International and Domestic Airport, just a three-minute drive to the Industrial Zone, a fifteen-minute drive to the beaches of Mactan Island and just thirty minutes away from Cebu City's shopping and financial district.

In 2016, the property extended the Annex parking to provide more slots for the guests.

□ ***Davao Insular Hotel Company, Inc. or Waterfront Insular Hotel Davao, Inc***

Davao Insular Hotel Company Inc. was incorporated in the Philippines on July 3, 1959 to engage in the operation of hotel and related hotel businesses. The hotel is a 98% owned subsidiary of Waterfront Philippines, Incorporated and is operating under its trade name Waterfront Insular Hotel Davao. Waterfront Insular Hotel, the prestigious business hotel in a sprawling garden resort setting, is only five to ten minutes to the downtown area. Nestled along the picturesque Davao Gulf, its open air corridors provide a refreshing view of the hotel's beautifully landscaped tropical garden and the sea.

With a greater area than any other hotel facility in the city, it is unmatched in servicing large business meetings, conventions, and exhibit groups. The hotel consists of four low-rise buildings of 159 guest rooms and suites, 5 function rooms and 6 F&B outlets. Every room opens to a lanai overlooking a lush garden, the blue waters of the Davao Gulf or a scenic coconut grove. Features included in the newly reopened hotel are the 5 Gazebos located along the beach area. The hotel is every guest's gateway to the diverse, colorful and rich cultural heritage of Davao City.

In 2015, the property re-opens its gym with 48 square meters to continuously serve its guests and to ensure guests satisfaction.

Discover the rich cultural heritage of Davao which stems from the different groups and tribes that

populated the area throughout its history and be astonished of artworks in the hotel lobby where it showcases pieces of artifacts featuring the various objects from the different tribes and historical.

□ **ACESITE (PHILS.) Hotel Corporation**

The principal property of the Company is a 22-storey building known as the Manila Pavilion Hotel located at the corner of United Nations Avenue and Maria Y. Orosa Street in Ermita, Manila. The Hotel has 337 guestrooms and suites that have individually controlled central air conditioning, private bathroom with bathtub and shower, multi-channel radio, color TV with cable channels and telecommunications facilities. It has 3 function rooms and one of these is Alcuaz which can accommodate 250-300 guests. The hotel has approximately 2,200 sq. meters of meeting/banquet/conference facilities, and also houses several restaurants, such as Seasons Café (coffee shop), the El Rey (bar & lounge) and the Patisserie (bakeshop and deli items). Other guest services and facilities include a chapel, swimming pool, gym, business center and a valet-service basement car park. Concessionaires and tenants include beauty salon, foot spa, photography services, transportation services, travel agency, flower shop and boutiques. In addition, Casino Filipino – Pavilion, owned and operated by PAGCOR, occupies part of the first, second, third, fourth and fifth floors (a total of 12,696.17 sq. m.) of the building.

The Company acquired 100% interest in CIMAR, a former subsidiary of Acesite Limited (BVI) or ALB, in October 2011. In July 2011, The Company and CIMAR executed a Memorandum of Agreement (MOA), which effectively settled all pending cases and controversies between the two parties. In fulfillment of all the terms and conditions of the MOA, CIMAR's stockholders including all their nominees, agreed to sign, sell, transfer and convey all existing shares of stocks of CIMAR to the Company.

Year 2015, Alcuaz function that can accommodate 250-300 guests was renovated and 111 rooms under the superior room category were opened.

On March 18, 2018, a fire broke out in APHC's hotel property that damaged the podium and main hotel that resulted in the suspension of its hotel operations. Based on the Fire Certification issued by the Bureau of Fire Protection - National Headquarters on April 23, 2018, the cause of the fire has been declared and classified as "accidental in nature". APHC incurred casualty losses due to damages on its inventories and hotel property (see Notes 6 and 9). APHC has filed for property damage and business insurance claims from its insurance companies and the insurance claims were finalized in 2020 amounting to P1.72 billion. As at December 31, 2020, the total amount received from the insurance company amounted to P1.58 billion. As at December 31, 2020 and 2019, APHC recognized gains on insurance claims amounting to P854.52 million and P234.09 million, respectively, of which P850.22 million and P431.25 million were received in 2020 and 2019, respectively. The remainder amounting to P 136.21 million relates to the portion of the claims that is still receivable from the insurance company. In 2018, APHC started the reconstruction and restoration of the podium and the hotel buildings which are still ongoing as at December 31, 2021.

□ **Waterfront Hotel Management Corporation (previously Waterfront Management Corp.)**

G-Hotel by Waterfront located at 2090 Roxas Boulevard, Malate Manila was managed by Waterfront Management Corporation starting November 2006. It is a seven-story building with 10 deluxe suites, 20 deluxe king and 20 deluxe twin rooms which offers a personalized butler service. A boutique hotel boasting its trendy Café Noir, pool bar Mirage and an elegant ballroom, Promenade, added to the list of must-go places in the busy district of Manila. The black and white concept of its lobby is distinctly G-Hotel.

On October 01, 2014, the BOD approved the cessation of the Company's business operations.

Consequently, the Company's activities were confined mainly to the collection of receivables, settlement of liabilities, and other administrative matters, while maintaining its status as non- non-operating entity seeking for other business opportunities.

□ ***Mayo Bonanza, Inc.***

Mayo Bonanza, Incorporated (MBI), a 100% owned subsidiary of WPI was incorporated on November 24, 1995 in the Philippines with principal activities in the operation and management of amusement, entertainment, and recreation businesses. MBI is to extend the gaming business of the Company. Its primary purpose is to establish, operate, and manage the business of amusement entertainment, and recreation facilities for the use of the paying public. The Company entered into an agreement with the Philippine Amusement and Gaming Corporation (PAGCOR) whereby the latter shall operate the former's slot machine outside of casinos in line with PAGCOR's slot machine arcade project.

On May 30, 2016, BOD approved the cessation of the Company's business operations effective July 01, 2016.

□ ***Waterfront Horizon Corporation***

WPI has successfully established the country's first ever integrated hotel reservations and booking system featuring a full-service, round-the-clock, 7 days a week Central Reservation Office. This service ranges from systems and solutions specializing in the operations hotel framework. It offers specialized hotel consultancy services to hotel owners, operators, brands, developers, lenders and investors with the support of hand-picked networks of experts covering all elements of the hotel or hospitality business within a global perspective.

□ ***Waterfront Food Concepts, Inc.***

Waterfront Food Concepts, Inc. is a pastry business, catering to pastry requirements of Waterfront Cebu, Waterfront Mactan and other established coffee shops and food service channels outside the hotels. The property is located in the lobby level of Waterfront Cebu City Casino Hotel. It started its operation in May of 2006. Its pastry products include cakes, cookies and sandwiches. The subsidiary has already catered most of the renowned coffee shops in the city of Cebu.

□ ***Waterfront Wellness Group, Inc.***

This new subsidiary is located in the Ground Level of Waterfront Cebu City Casino Hotel occupying 617.53 square meters. Formerly, W Citigyms and Wellness, Inc. is a fully equipped gym with specialized trainers and state of the art equipment. The gym offers a variety of services from aerobic instructions to belly dancing, boxing, yoga classes and a lot more. It also has its own nutritionist/dietician. Its highly trained therapists perform massage and spa services to guests within the hotel. The management has plans of opening Citigym in all its hotels.

□ ***Grand Ilocandia Resort and Development, Inc.***

As of March 31, 2000, the Company carried its investments in GIRDI at cost since it intended to dispose of such investment in the near future. In November 2000, GIRDI sold all of its property and equipment, inclusive of the hotel facilities and related operating assets and the investment in marketable securities.

□ ***Waterfront Promotions Limited/Club Waterfront International Limited***

Waterfront Promotion Ltd. was incorporated on March 6, 1995, under and by virtue of the laws of Cayman Islands to act as the marketing arm for the international marketing and promotion of hotels and casinos under the trade name of Club Waterfront International Limited (CWIL). It is a wholly owned subsidiary of Waterfront Philippines, Inc., a domestic company. Under the agreement with PAGCOR, WPL has been granted the privilege to bring in foreign players under the program in Waterfront Cebu City Hotel and Grand Ilocandia Resort Development Corp. On the other hand, CWIL is allowed to bring in foreign players to the Waterfront Mactan Hotel. In connection to this, the company markets and organizes groups of foreign players as participants to the Philippine Amusement and Gaming Corporation's (PAGCOR) Foreign High Roller Marketing Program. The company also entered into agreements with various junket operators to market the casinos for foreign customers. Under these agreements, the company grants incentive programs to junket operators such as free hotel expenses, free airfares and rolling commissions.

The operations for Waterfront Promotions Limited, and likewise for Club Waterfront International Limited, had ceased for the year 2003 in March due to the bleak market.

□ ***Waterfront Iloilo Hotel Inc.***

Waterfront Iloilo Hotel Inc. was incorporated and registered with the Philippine Securities and Exchange Commission on March 29, 2019 primarily to operate and manage a resort hotel and a restaurant that caters to the guests of the hotel.

The Company is a wholly-owned subsidiary of Waterfront Philippines, Incorporated (WPI or the Parent Company). WPI is 46%-owned by The Wellex Group, Inc. and is listed on the Philippine Stock Exchange.

As at December 31, 2020, the Company has not yet started its commercial operations.

The Company's registered office address is at 7th Floor Manila Pavilion Hotel, U.N. Avenue corner Ma. Orosa, Barangay 666, Ermita, City of Manila, NCR, Philippines, 1000.

□ ***Waterfront Puerto Princesa Hotel, Inc.***

Waterfront Puerto Princesa Hotel, Inc. was incorporated and registered with the Philippine Securities and Exchange Commission on May 15, 2017 primarily to acquire and hold real property such as lands, buildings and personal property of all kinds, to sell, lease, convey, mortgage, construct, improve and develop, contract for, manage, administer and or operate, alone or jointly with others any interest in real or personal property as well as in hotels, inns, lodging houses, resorts and all adjunct and accessories thereto, including restaurants, cafes, bars, stores and offices, barbershops and beauty lounges, sports facilities, places of amusement and entertainment of all kinds; to invest in other corporations for the advancement of its interest or to grant concessions, rights or licenses to others to operate, manage or deal with the same, to do any and all things necessary, suitable, convenient, proper or incidental to the accomplishment of the above purposes.

The Company is a wholly-owned subsidiary of Waterfront Philippines, Incorporated (WPI or the Parent Company). WPI is 46%-owned by The Wellex Group, Inc. and is listed on the Philippine Stock Exchange.

As at December 31, 2020, the Company has not yet started its commercial operations.

The Company's registered office is at 7th Floor Manila Pavilion Hotel, U.N. Avenue corner Ma. Orosa St., Ermita, Brgy. 666, Manila City 1000.

□ ***Waterfront Cebu Ventures, Inc.***

Waterfront Cebu Ventures, Inc. was incorporated and registered with the Philippine Securities and Exchange Commission on August 24, 2018 primarily to carry on the business of an investment holding company.

The Company is a wholly-owned subsidiary of Waterfront Philippines, Incorporated (WPI or the Parent Company). WPI is 46%-owned by The Wellex Group, Inc. and is listed on the Philippine Stock Exchange.

As at December 31, 2020, the Company has not yet started its commercial operations.

The Company's registered office address is located at No. 1 Waterfront Drive, Off Salinas Drive, Barangay Lahug, Cebu City.

Business Development

In 1995, Waterfront Philippines, Inc. (WPI) set out to complete two major objectives in the province of Cebu- to focus on hotel and resort development and to promote tourism in the Philippines. Four years later, this vision became a reality with the full operation of the Waterfront Mactan Island Hotel and Casino, Inc. and Waterfront Cebu City Hotel. At present, WPI would like to establish itself as the premiere tourism organization with leisure and entertainment activities, not only in Cebu, but also in the various provinces nationwide.

Year 2015

The race is not always quick. Leaders of the company make it to the top by dint of hard work, resourcefulness and a healthy streak of creativity. To go beyond traditional markets and develop new revenue streams. And further enhance measures to decrease our operating cost without sacrificing the need and satisfaction of our guests.

The company also works hard to tap into alternative opportunities available, such as reaching out to the local market, which has provided us with a remarkable revenue stream that should be further nurtured and explored.

This year also marks the second time the Philippines is playing host to the Asia-Pacific Economic Cooperation (APEC), having hosted the event previously in 1996. The meeting aims to solicit proposals and share best practices in boosting connectivity and mobility within and across member-economies, particularly through more active capital markets. Organizers plan also to use something else that will make the Philippines stand out: its hospitality.

Despite the intense competition, the Group was able to bring in significant revenue growth and positioned itself to reap the fruits of all hard work.

Year 2016

What sets us apart this year is our renewed and intensified focus on marketing. We have redoubled our efforts to market our brand to our customers and endeavored to meet them where they increasingly spend their time--which is, in this age of digitally-propelled tourism, the online space. We still cater to traditional markets through our offline channels, strengthening partnerships and aggressively forming revenue-generating deals and contracts with significant clients. By being proactive and addressing the consumer market through innovative and creative marketing in multiple touch points and by maximizing online-

offline dynamics, we have been able to capture a bigger share of the business, generating increased room revenue and F&B revenue.

The MICE market has been a particularly strong driving force in the year. Our ability to reach out to our existing client base to facilitate further business and enhance brand loyalty has been highly rewarding, with MICE-generated banquet and functions contributing significantly to overall growth in sales.

Overall, reflects a keen interest by both local and international markets, with the local market as a uniquely consistent driving force in our hotels--showing that the Waterfront brand has gained significant loyalty among local customers and provides an important revenue stream that can be harnessed further as it creates resilience in the business.

Year 2017

2017 marked continuous growth by becoming the usual host of some of the country's biggest events, the "castlesque" establishment has become one of the city's most iconic monuments and has established itself as a primary entertainment destination through the years. Being truly at the "center of it all", our hotels serve up a combination of refinement and comfort like no other, as each property expresses elegance with beautiful furnishings, exquisite interior design details and state-of-the-art amenities.

The Group has spent two decades of dedication in delivering nothing but excellent service and top-notch rooms and facilities to all its valued guests thus, with this overwhelming recognition to be chosen as one of the Philippine recipients for the ASEAN's prestigious MICE Venue Standard Award in the Hotel Category Setting, the hotel offers this success also to its patrons and loyal guests.

Year 2018

This year was a year filled with challenges and growth for the group. Earlier this year, Acesite Hotels Corporation was met with an unfortunate event. However, this didn't stop the Hotel Group from thriving. Renovations and repairs have already been driven forward to ensure that such roadblocks do not hamper the envisioned growth. The hotels in Cebu and Davao have all provided continuous improvement all throughout the year by cementing its reputation of being reliable and grand venues for events and a center for business.

With a vision to be a leader in the lodging industry through providing excellent customer service, Waterfront Hotel Group pushes forward to new heights with plans to invigorate function rooms and further improve a cluster of services to our clientele.

Year 2019

The group showed a sustained growth this year all throughout the operational properties. The newly renovated function rooms of WCCHI was unveiled earlier this year with plans to revitalize and renew the remaining function rooms including the coveted venue in the city, The Grand Ballroom.

Both WCCHI and WMCHI are considered to be the top choice of international airline carriers to provide excellent lodging and service for their crew whilst in the city. All three hotels have continually provided venues for grand National events, business ventures and vacationing tourists alike.

Year 2020

This year the group endured a global pandemic. The COVID-19 outbreak has spread across the globe causing disruptions to businesses and economic activities. The hotel was one of the most affected

industries. The hotel was not able to operate at full capacity when quarantine was implemented in varying degrees nationwide in the second quarter of the year.

Davao and Mactan achieved 100% and 92% occupancy in the first quarter, respectively. However, occupancy was significantly lower for the rest of year to as low as 2% in Davao and 9% in Mactan and Cebu in some months. To cope, the company offered Bayanihan promos to accommodate guests through online bookings and walk-ins, government groups and corporate clients which include airline, telecommunication and utilities companies. There was significant reduction in the level of capital and operational expenditures in the short term, limiting the outflows to only required compliance with health and safety and pausing all nonessential spending.

Year 2021

In 2021, the Group's hotels were accredited by the Department of Health as multiple-use establishments to allow the hotels to operate both as quarantine facilities and for leisure or staycation. With this, the Group entered into a contract with Overseas Workers Welfare Administration to cater repatriated and returning Overseas Filipino Workers from June 2021 until December 2021. This contract was extended until June 2022 for WCCCHI's hotel.

The Group also continued to open its facilities and functions for special events and accommodated local guests through online bookings and walk-ins, government groups and corporate clients which include airline, utilities and telecommunication companies. The Group took advantage of technology to cater the demands of the market online. The Group's average occupancy rate from January to April 2022 ranged between 24% to 75%.

The Group has taken mitigating actions, such as significant reduction in the level of capital and operational expenditures in the short term, limiting the outflows to only required compliance with health and safety, and pausing all non essential spending, which contributed to the Group's gradual recovery despite the continuing impact of the COVID-19 pandemic to the hotel industry. Accordingly, the Group may still sustain lower levels of revenue and profit in 2022 but an improvement is expected than the 2021 levels.

Year 2022

In 2022, the Group has continuously and resiliently got back on track by opening its rooms and facilities and gaining functions for special events. More opportunities were identified by creating new products, adding more services and breaking into new markets. The Group still took advantage of technology to cater the demands of the market online.

Taking consideration of the growing and competitive market, Waterfront Group has continued to take the lead by accommodating with utmost service both local and international guests in all walks of life, may they visit on individual basis or in groups from online bookings, walk-ins, government or corporate clients.

Strategies

The hotel properties are centrally located in the central business districts of three prime Philippine destinations, Manila, Cebu and Davao. These are the key cities of the country with the highest tourism traffic. As such our location gives us access to a greater number of foreign and local travelers.

The management team has substantial management experience in the acquisition of equity interests in hotels in the Philippines. We have enjoyed considerable success in formulating and implementing clear acquisition strategies, and seizing opportunities to explore market potential of the hotel industry.

The acquisition strategy remains sound as it takes half the time to acquire and renovate properties as it does to conceptualize, construct and pre-open new properties. With the expertise in the hotel management, and the partnership with an investment group that is premised on the transfer of clean properties with minimal business risks, the company is confident enough the ability to improve operations and enhance value of acquired assets.

As to price, the Company offers competitive rates and packages catering to the different markets, and practices flexible schemes to respond to the dynamic market. As to product/services, consistent excellent service is the key. Moreover, well maintained facilities and equipment, impressive, exciting and value for money promotions in the F&B outlets would definitely make a difference.

The Central Reservations System has made it the only integrated network of hotels in the country with a powerful presence through 24/7 booking service. As the company strives towards further convenience and accessibility, the company has introduced its outline booking facility. The newly redesigned website offers a highly efficient online reservations facility that allows customers from all over the world to book real time and receive real time confirmation. This high-speed reservations feature enables the company to fully cater to the online market, whether the purpose is for travel research or convenient booking. All in all, the company continues to expand in innovative ways, using technology and new media as a cost effective way to expand its market share, explore new markets and ensure the strength locally and internationally.

In addition to advancement concerning our operations is the upgrading of our property Management Systems (PMS). These are multi-million Peso investments to upgrade our efficiency, and ensure that our operations remain steady in the years to come. The Waterfront Recipe Guide System is a savvy new strategy to give our F&B operations a boost. This will enable us to standardize our best-selling dishes, aiming to be more consistent in preparation and waste.

At Waterfront, we emphasize service that brings people back, and we reinforce this service through site training, among other programs. We are known for our signature warmth, attention to detail and approachability, qualities that our guests of all nationalities cherish during every stay. Whoever encounters the Waterfront experience will be assured of a reliable, consistent and satisfying brand familiarity that leads to loyalty.

Our greatest software is our People.

Item 2. Properties

The Company, being a holding company, has no real properties in its name. Properties under the WPI Group are under the ownership or lease holdings of the respective subsidiaries.

WCCCHI and WMCHI have separate contracts of lease for the use of parcels of land in the province of Cebu.

WCCCHI Land Lease:

Location	Former airport site at Lahug in Cebu City
Size	Approximately 4.6 hectares
Lessor	Mactan Cebu International Airport Authority
Terms of lease	50 years with an option for renewal for another 25 years, permissible by the laws of the Philippines

Lease Agreement	Fixed rental per month of Php 11.00 per square meter or a total amount per annum of Php 6,072,000.00 + Percentage rental of 2% of the annual Gross Revenue as defined under the Land Lease Agreement
-----------------	--

WMCHI Land Lease:

Location	In front of Mactan-Cebu International Airport, Lapu-Lapu City
Size	Approximately 3.2 hectares
Lessor	Mactan Cebu International Airport Authority
Terms of lease	50 years with an option for renewal for another 25 years, permissible by the laws of the Philippines
Lease Agreement	Fixed rental per month of Php 18.75 per square meter or a total amount per annum of Php 7,875,000.00 + Percentage rental of 2% of the Annual Gross Revenues as defined under the Land Lease Agreement.

DIHCI Wholly Owned:

Location	Title	Area (In Sq. Meters)
▪ anang, Davao City Size: Approximately 12.29 hectares but with offshore area of 4.3 hectares	TCT 0-255*	2,997
	0-256*	304
	0-257*	113
	0-258*	50
	0-259*	404
	T-10250*	43,881
	T-10250*	47,320
	T-10251*	2,091
	T-102510*	2,043
	T-10252*	1,133
	T-10252*	300
	T-10252*	300
	T-10252*	1,580
	T-10254*	500
	T-10254*	400
	T-10303-A*	304
	T-30874*	223
	T-10264*	18,959

ACESITE Land Lease

Location	Corner of United Nations Avenue & Maria Y. Orosa Street in Ermita, Manila
Size	Total land area of 6,500 square meters
Lessor	Acesite Realty Inc.
Terms of lease	Lease is valid until January 2031, renewable for another 20 years
Lease Agreement	Php 250,000 per month; escalation of 5% per year

On March 18, 2018, a fire broke out in Acesite (Phils.) Hotel Corporation's hotel property that damaged the lower floors of the main building as well as the Podium building occupied by the casino area and restaurants in the APHC's hotel property that resulted to the suspension of its hotel operations. Based on the Fire Certification issued by the Bureau of Fire Protection - National Headquarters on April 23, 2018, the cause of the subject fire has been declared and classified as "accidental in nature."

Item 3. Legal Proceedings

3.1 SSS vs WPI. Et al civil case no. Q-04-52629 at regional trial court, Quezon City. On October 28, 1999, the Parent Company obtained a five-year term loan from SSS amounting to P375.00 million originally due on October 29, 2004. The SSS loan bears interest at the prevailing market rate plus 3% or 14.5% per annum, whichever is higher. Interest is repriced annually and is payable semi-annually. Initial interest payments are due 180 days from the date of the release of the proceeds of the loan. The repayment of the principal shall be based on eight (8) semi-annual payments, after a one-year grace period.

The SSS loan was availed to finance the completion of the facilities of WCCCHI. It was secured by a first mortgage over parcels of land owned by WII and by the assignment of 200 million common shares of the Parent Company owned by TWGI. The common shares assigned were placed in escrow in the possession of an independent custodian mutually agreed upon by both parties.

On August 7, 2003, when the total loan obligation to SSS, including penalties and interest, amounted to P605.00 million, the Parent Company was considered in default with the payments of the loan obligations, thus, on the same date, SSS executed a foreclosure proceeding on the mortgaged parcels of land. The SSS's winning bid on the foreclosure sale amounting to P198.00 million was applied to penalties and interest amounting to P74.00 million and P124.00 million, respectively. In addition, the Parent Company accrued penalties charged by SSS amounting to P30.50 million covering the month of August until December 2003, and unpaid interest expense of P32.00 million.

The Parent Company, WII and TWGI were given the right to redeem the foreclosed property within one (1) year from October 17, 2003, the date of registration of the certificate of sale. The Parent Company recognized the proceeds of the foreclosure sale as its liability to WII and TWGI. The Parent Company, however, agreed with TWGI to offset this directly against its receivable from the latter. In August 2004, the redemption period for the Parent Company, WII and TWGI expired.

The remaining balance of the SSS loan is secured by the shares of stock of the Parent Company owned by TWGI and shares of stock of WII numbering 235 million and 80 million shares, respectively.

The Parent Company, at various instances, initiated negotiations with the SSS for restructuring of the loan but was not able to conclude a formal restructuring agreement.

On January 13, 2015, the RTC of Quezon City issued a decision declaring null and void the contract of loan and the related mortgages entered into by the Parent Company with SSS on the ground that the officers

and the SSS are not authorized to enter the subject loan agreement. In the decision, the RTC of Quezon City directed the Company to return to SSS the principal amount of loan amounting to P375.00 million and directed the SSS to return to the Company and to its related parties titles and documents held by SSS as collaterals.

In the decision, the RTC of Quezon City directed the Company to return to SSS the principal amount of loan amounting to P375 million and directed the SSS to return to the Company and to its related parties titles and documents held by SSS as collaterals.

On January 22, 2016, SSS filed an appeal with the CA assailing the RTC of Quezon City decision in favor of the Company, et al. SSS filed its Appellant's Brief and the Company filed a Motion for Extension of Time to file Appellee's Brief until May 16, 2016.

On May 16, 2016, the Company filed its Appellee's Brief with the CA, furnishing the RTC of Quezon City and the Office of the Solicitor General with copies. SSS was given a period to reply but it did not file any.

On September 6, 2016, a resolution for possible settlement was received by the Company from the CA.

On February 27, 2017, a Second Notice to Appear issued by the PMCU-CA directing all parties to appear on February 27, 2017 at a specified time was received by the Parent Company only on February 27, 2017 after the specified time of the meeting. The Parent Company failed to appear.

On June 30, 2017, a Resolution issued by CA, resolved to submit the appeal for decision.

On August 30, 2019, the Court of Appeals rendered its Decision reversing and setting aside the Decision dated January 13, 2015 and Order dated May 11, 2015 rendered by the RTC of Quezon City.

On November 4, 2019, the counsel for the Parent Company, filed a Petition for Review with the SC.

On February 5, 2020, the SC issued its Resolution requiring SSS to file its Comment. SSS appealed for an extension to file its Comment until March 23, 2020. On August 14, 2020, the counsel for the Parent Company received a copy of the Comment dated June 24, 2020.

On July 26, 2021, the SC rendered a decision in favor of the Parent Company which includes the declaration of the contract of loan and the foreclosure sale as null and void and ordered the following:

- ☐ The Parent Company to pay SSS P375.00 million subject to 12% legal interest from October 28, 1999 to June 30, 2013, and 6% legal interest from July 1, 2013 until full payment; and
- ☐ SSS to return to the Parent Company the amount of P35.83 million, subject to a legal interest of 12% from the dates that the individual payments were remitted until June 30, 2013, and 6% legal interest from July 1, 2013 until full payment.

Subsequently, on January 28, 2022, the SSS filed a Motion for Reconsideration with the SC. On February 2, 2022, the Office of the Solicitor General filed a Manifestation with the SC that it filed/served by electronic means its Motion for Reconsideration due to the physical closure of its offices as a result of the COVID-19 pandemic. As at the date of authorization for issue of the consolidated financial statements, there were no updates on the progress of the foregoing motions filed by the SSS and the Office of the Solicitor General with the SC.

As a result of the SC decision, the Parent Company recognized a reversal of previously accrued interest and penalties on the SSS Loan amounting to P415.67 million as at December 31, 2021. The reversal was

recognized and presented as “Reversal of accrual” in the consolidated statement of profit or loss and other comprehensive income.

On January 28, 2022, the SSS filed a Motion for Reconsideration with the SC. On February 2, 2022, the Office of the Solicitor General filed a Manifestation with the SC that it filed/served by electronic means its Motion for Reconsideration due to the physical closure of its offices as a result of the COVID-19 pandemic. On May 4, 2022, The Company filed a Comment to Respondent’s Motion for Reconsideration with Motion to Admit.

On September 21, 2022, the SC issued a resolution denying SSS’ Motion for Reconsideration with Finality. On December 20, 2022, the SC issued an Entry of Judgment certifying the SC decision made on July 6, 2021 and that the same has, on September 21, 2022, become final and executory and is hereby recorded in the Book of Entries of Judgement.

The Company is hereby ordered to:

- a. submits to the trial court a list of all fruits, income, or dividends received by virtue of the Contract of Loan with Real Estate Mortgage and Option to Convert to Shares of Stock;
- b. provided a computation of all amounts to be paid and a list of all properties to be returned by each party, together with a proposed schedule of payments and reconveyance, over a period which shall not exceed six (6) months from the finality of the SC decision, to be approved by the trial court; and
- c. submits a report to the trial court on each party's compliance with the execution of the SC decision.

Subsequently, the last day for complying with the foregoing directives of the SC was on March 21, 2023. The Company prayed to the SC to grant the Company an extension of 30 days from March 21, 2023, or until April 21, 2023, within which to submit the list of the income received by Company by virtue of the Contract of Loan with Real Estate Mortgage and Option to Convert to Shares of Stock, the computation of amounts to be paid and the list of all properties to be returned, together with a proposed schedule of payments and reconveyance, for approval of the SC.

On April 17, 2023, the Company filed a Manifestation with Motion to Approve Proposed Set-off and Schedule of Reconveyance with the RTC of Quezon City to comply with the orders set out in the SC decision. As at the date of the issuance of the separate financial statements, the RTC of Quezon City and the SSS has yet to comment on the motion.

Outstanding principal balance of the loan amounted to P375.00 million as at December 31, 2022 and 2021. Interest expense related to the SSS loan recognized in the separate statement of comprehensive (loss) income amounted to P20.63 million in 2022 and 2021 and P60.00 million in 2020. Accrued interest and penalties presented under “Accrued expenses and other payables” account in the separate statement of financial position amounted to P731.88 million, and P 711.24 million as at December 31, 2022 and 2021, respectively.

3.2. BIR Assessment

3.2.1 On November 10, 2008, the Parent Company received a preliminary assessment notice from the BIR for deficiency taxes for the taxable year 2006. On February 9, 2009, the Parent Company sent a protest letter to BIR contesting the said assessment. On February 18, 2009, the Regional Office of the BIR sent a letter to the Parent Company informing the latter that the docket was returned to Revenue District Office for reinvestigation and further verification.

On December 8, 2009, the Parent Company received BIR’s Final Decision on Disputed Assessment for

deficiency taxes for the 2006 taxable year. The final decision of the BIR seeks to collect deficiency assessments totaling to P3.3 million. However, on January 15, 2010, the Parent Company appealed the final decision of the BIR with the Court of Tax Appeals (CTA) on the grounds of lack of legal and factual bases in the issuance of the assessments.

In its decision promulgated on November 13, 2012, the CTA upheld the expanded withholding tax (EWT) assessment and canceled the VAT and compromise penalty assessments. WPI decided not to contest the EWT assessment. The BIR filed its motion for reconsideration (MR) on December 4, 2012 and on April 24, 2013, the Court issued its amended decision reinstating the VAT assessment. The Parent Company filed its MR on the amended decision that was denied by the CTA in its resolution promulgated on September 13, 2013.

The Parent Company appealed the case to the CTA sitting En Banc on October 21, 2013. The CTA En Banc decision promulgated on December 4, 2014 affirmed the VAT and EWT assessments. The EWT assessment was paid on March 3, 2013.

The CTA En Banc decision was appealed to the SC on February 5, 2015 covering the VAT assessment only. As at the date of the authorization for issue of the consolidated financial statements the Parent Company is still awaiting the SC's decision.

Management and its legal counsels believe that the position of the Parent Company is sustainable, and accordingly, believe that the Parent Company does not have a present obligation (legal or constructive) with respect to the assessment.

3.2.2 Subsequently, the Company received on February 14, 2023, a notice dated December 7, 2022, whereby the SC required the Company and the BIR to submit their respective memoranda. On March 15, 2023, the Company submitted its memorandum to the SC. As at the date of the authorization for issue of the separate financial statements, the Company is still awaiting SC's decision.

Item 4. Submission of Matters to a Vote of Security Holders

4.1 The stockholders approved and ratified the following matters during the Stockholders Meeting held last July 22, 2022:

4.2

a. Election of the members of the Board of Directors to serve for the term 2021-2022. Those elected regular members of the Board were:

1. Mr. Sergio R. Ortiz-Luis, Jr.
2. Mr. Reno I. Magadia
3. Mr. Kenneth T. Gatchalian
4. Mr. Arthur M. Lopez
5. Mr. Dee Hua T. Gatchalian
6. Ms. Elvira A. Ting
7. Atty. Lamberto B. Mercado, Jr.
8. Mr. Sergio R. Ortiz-Luis, Jr.
9. Atty. Ruben D. Torres
10. Mr. Renato Francisco

Atty. Arthur R. Ponsaran acts as the Corporate Secretary of the Company.

b. The designation of KPMG R.G. Manabat and Co. as the Corporation's external auditor. The signing partner of the company, Mr. Tireso Randy F. Lapidez, has been holding the designation for 7 years starting 2016.

PART II – OPERATIONAL AND FINANCIAL INFORMATION

Item 5. Market for Registrant's Common Equity and Related Stockholder Matters

5.1 The common stock of the company is being traded currently in the Philippine Stock Exchange. On June 16, 1999, the Parent Company declared a cash dividend of Php 0.02 per share on its Common Shares outstanding as of May 15, 1999. This amounted to Php 19.23 million. The Parent Company also declared a 10% stock dividend as of September 15, 1999 record date.

The Company has not issued dividends since the year 2000. However, it promises to declare dividends once the deficit is offset and the market for the coming years proper.

5.2 The stocks of WPI shares which are listed on the Philippine Stock Exchange for the last two calendar years are as set out hereunder:

Peso	High	Low
2022		
January – March 2022	0.485	0.430
April- June 2022	0.450	0.420
July- September 2022	0.600	0.425
October- December 2022	0.520	0.420

Peso	High	Low
2021		
January – March 2021	0.830	0.455
April- June 2021	0.720	0.500
July- September 2021	0.620	0.500
October- December 2021	0.550	0.455

The price of the stock is at 0.460 as of December 31, 2022 and at 0.450 as of April 28, 2023.

5.1 The number of stockholders of record as of December 31, 2021 on the Register of Shareholders was 432 but the company is not able to identify the actual number of beneficial owners who are registered under the name of the member companies of the Philippine Stock Exchange (PSE). Common shares outstanding as of December 31, 2022 were 2,498,991,753. There are no sales for the last three years of unregistered securities.

5.2 The list of top 20 stockholders of record as of December 31, 2022 is as stated hereunder:

	STOCKHOLDER'S NAME	TOTAL	PERCENTAGE
		HOLDINGS	TO
		(SUBSCRIBED)	TOTAL
1	PCD NOMINEE CORP. (FILIPINO)	1,136,109,073	45.60%
2	THE WELLEX GROUP, INC.	1,128,466,800	45.16%
3	PCD NOMINEE CORP. (NON-FILIPINO)	44,570,301	1.78%
4	KENNETH T. GATCHALIAN	30,000,100	1.20%
5	REXLON T. GATCHALIAN	30,000,000	1.20%
6	WESLIE T. GATCHALIAN	30,000,000	1.20%
7	FORUM HOLDINGS CORPORATION	20,626,000	0.83%

8	PRIMARY STRUCTURES CORPORATION	16,212,500	0.65%
9	REXLON GATCHALIAN	14,740,000	0.59%
10	METRO ALLIANCE HOLDINGS & EQUITIES, INC.	14,370,000	0.58%
11	ELVIRA A. TING	10,000,009	0.40%
12	CATALINA ROXAS MELENDRES	6,246,000	0.25%
13	MANUEL H. OSMENA &/OR MANUEL L. OSMENA II	1,400,000	0.06%
14	ROLANDO M. LIM	1,142,500	0.05%
15	FELIPE A CRUZ, JR.	1,100,000	0.04%
16	MARIA CONCEPCION CRUZ	876,000	0.04%
17	FREYSSINET PHILIPPINES, INC.	770,000	0.03%
18	BENSON COYUCO	605,000	0.02%
19	DAVID LAO OSMENA	589,600	0.02%
20	LUCENA B. ENRIQUEZ	552,000	0.02%

Item 6. Management's Discussion and Analysis or Plan of Operation

Below are the results of operations of the Parent Company and its subsidiaries, for the years ending December 31, 2022, 2021 and 2020 together with its financial conditions as of the same period.

RESULTS OF OPERATIONS (Amounts in P)

	2022	2021	2020
Revenues	1,486,441,049	997,788,154	1,054,632,300
Less: Costs and Expenses	993,377,085	645,199,626	717,654,748
Gross Income	493,063,964	352,588,528	336,977,552
Other (Expenses) Income	(376,255,667)	77,507,753	470,085,862
Net Income (Loss) Before Income Tax	116,808,297	430,096,2810	807,063,414
Income Tax Expense (Benefit)	65,925,125	(100,705,358))	123,597,065
NET INCOME (LOSS)	50,883,172	530,801,639	,683,466,349
Earnings (Loss) Per Share	.033	0.222	0.158

FINANCIAL CONDITION

Calendar Year -ended December 31, 2022 as compared with Calendar Year ended December 31, 2021

RESULTS OF OPERATION

Revenues and Earnings per share

- Total revenues for the year ended Dec. 31, 2022 were higher than the previous year. In actual performance, revenues from hotel & other subsidiaries for the year 2022 is at P1.48B compared to 2021's P998M, increasing by 49%.

Earnings per share for 2022, P0.033 and P0.222 for 2021. There are no potentially dilutive shares as of December 31, 2022.

Cost and expenses

- Cost and expenses of 2022 is at 993M compared to last year's 645M

FINANCIAL CONDITION

Cash and cash equivalents – This account decreased by P259M which is 31% lower from last year.

Receivables – Increased by 21.9% from P716.69M in 2021 to P873.86M in 2022.

Notes Receivable – Increased for the year by 12.10M or an increase of 5.1%.

Inventories – Inventories Increased by 21.9% from last year.

Due from related parties-current portion – The account increased to P2.239B, an amount 35.6% higher from last year. This represents interest bearing advances to TWGI, PRC and Crisanta Realty.

Prepaid expenses and other current assets – An increase of P29.85M from last year's P218.54M. Prepaid expenses are defined as payment for services and/or benefits yet to be performed or received; it also includes prepaid taxes and insurance.

Property plant & equipment – There was a 8.2% increase from last year's P10.168B to this year's P11.001B. In compliance with PAS 27, property and equipment (except operating and transportation equipment) were carried at revalued amounts effective 2009.

Other noncurrent assets – There is a decrease of P53.18M on this account compared to last year's 784.9M

Current Liabilities – The account consisted of trade payable, income tax payable, accruals and loans payable. The account decreased by 11.3% from last year; P2.678B in 2021 to P2.375B in 2022.

Loans Payable – Current portion of the loan decreased by 41.1%.

Other current liabilities – The account resulted in a decrease from 36.04M last year to 32.95M this year. This refers to concessionaire, other deposits and deferred income.

Calendar Year -ended December 31, 2021 as compared with Calendar Year ended December 31, 2020

RESULTS OF OPERATION

Revenues and Earnings per share

- Total revenues for the year ended Dec. 31, 2021 was lower than the previous year. In actual performance, revenues from hotel & other subsidiaries for the year 2021 is at P998M compared to 2020's P1.054B, decreasing by 5%.

Earnings per share for 2021, P0.220 and P0.158 for 2020. There are no potentially dilutive shares as of December 31, 2021.

Cost and expenses

- Cost and expenses of 2021 is at 645M compared to last year's 718M

FINANCIAL CONDITION

Cash and cash equivalents – This account decreased by P334M which is 28% lower from last year.

Receivables – Increased by 33.67% from P530.64M in 2020 to P709.29M in 2021.

Notes Receivable – Increased for the year by 11.91M or an increase of 5.33%.

Inventories – Inventories Increased by 5.15% from last year.

Due from related parties-current portion – The account decreased to P1.651M, an amount 26.88% lower from last year. This represents interest bearing advances to TWGI, PRC and Crisanta Realty.

Prepaid expenses and other current assets – An increase of P8.01M from last year's P210.54M. Prepaid expenses are defined as payment for services and/or benefits yet to be performed or received; it also includes prepaid taxes and insurance.

Property plant & equipment – There was a 19.16% increase from last year's P8.533B to this year's P10.168B. In compliance with PAS 27, property and equipment (except operating and transportation equipment) were carried at revalued amounts effective 2009.

Other noncurrent assets – There is an increase of P65.113M on this account compared to last year's 869.8M

Current Liabilities – The account consisted of trade payable, income tax payable, accruals and loans payable. The account increased by .13% from last year; P2.67B in 2020 to P2.68B in 2021.

Loans Payable – Current portion of the loan increased by 60.93%.

Other current liabilities – The account resulted in a decrease from 39.06M last year to 36.04M this year. This refers to concessionaire, other deposits and deferred income.

Calendar Year -ended December 31, 2020 as compared with Calendar Year ended December 31, 2019

RESULTS OF OPERATION

Revenues and Earnings per share

- Total revenues for the year ended Dec. 31, 2020 was lower than the previous year. In actual performance, revenues from hotel & other subsidiaries for the year 2020 is at P1.054B compared to 2019's P1.997B, decreasing by 47%.

Earnings per share for 2020, P0.158 and P0.176 for 2019. There are no potentially dilutive shares as of December 31, 2020.

Cost and expenses

- Cost and expenses of 2020 is at 718M compared to last year's 1.38B

FINANCIAL CONDITION

Cash and cash equivalents – This account increased by P501M which is 74% higher from last year.

Receivables – Decreased by 20.51% from P667.54M in 2019 to P530.64M in 2020.

Notes Receivable – Decreased for the year by 12.36M or a decrease of 5.24%.

Inventories – Inventories decreased by 25.43% from last year.

Due to related parties-current portion – The account decreased to P51.41M, an amount 2.23% lower from last year. This represents interest bearing advances to TWGI, PRC and Crisanta Realty.

Prepaid expenses and other current assets – An increase of P5.98M from last year's P204.55M. Prepaid expenses are defined as payment for services and/or benefits yet to be performed or received; it also includes prepaid taxes and insurance.

Property plant & equipment – There was a 27.09% increase from last year's P6.71B to this year's P8.53B. In compliance with PAS 27, property and equipment (except operating and transportation equipment) were carried at revalued amounts effective 2009.

Other noncurrent assets – There is an increase of P167M on this account compared to last year's 703M

Current Liabilities – The account consisted of trade payable, income tax payable, accruals and loans payable. The account decreased by 7.22% from last year; P2.88B in 2019 to P2.67B in 2020.

Loans Payable – Current portion of the loan decreased by 3.44%. Non-current portion amounts to 635M or a decrease of 255M.

Other current liabilities – The account resulted in a decrease from 43.15M last year to 39.04M this year. This refers to concessionaire, other deposits and deferred income.

Calendar Year -ended December 31, 2019 as compared with Calendar Year ended December 31, 2018

RESULTS OF OPERATION

Revenues and Earnings per share

- Total revenues for the year ended Dec. 31, 2019, was higher than the previous year. In actual performance, revenues from hotel & other subsidiaries for the year 2019 is at P1.99B compared to 2018's P1.85B, increasing by 8%.

Earnings per share for 2019, P0.176 and P0.017 for 2018. There are no potentially dilutive shares as of December 31, 2019

Cost and expenses

- Cost and expenses of 2019 is at 1.38B compared to last year's 1.39B

FINANCIAL CONDITION

Cash and cash equivalents – This account decreased by P35.885M which is 5% lower from last year.

Receivables – Increased by 19% from P561.48M in 2018 to P667.54M in 2019.

Notes Receivable – Decreased for the year by 18.245M or a decrease of 7%.

Inventories – Inventories increased by 24.22% from last year.

Due from related parties-current portion – The account increased by P225M an amount 11% higher from last year. This represents interest bearing advances to TWGI, PRC and Crisanta Realty.

Prepaid expenses and other current assets – An increase of P66.683M from last year's P137.87M. Prepaid expenses are defined as payment for services and/or benefits yet to be performed or received; it also includes prepaid taxes and insurance.

Property plant & equipment – There was a 32% increase from last year's P5.10B. In compliance with PAS 27, property and equipment (except operating and transportation equipments were carried at revalued amounts effective 2009.

Other noncurrent assets – There is an increase of P504.64M on this account compared to last year's 198.442M

Current Liabilities – The account consisted of trade payable, income tax payable, accruals and loans payable. The account increased by 14.19% from last year; P2.53B in 2018 to P2.88B in 2019.

Loans Payable – Current portion of the loan remains at 650M. Non-current portion amounts to 890.43M or a decrease of 277.66M

Other current liabilities – The account resulted in a decrease from 220.96M last year to 43.15M this year. This refers to concessionaire, other deposits and deferred income.

Calendar Year -ended December 31, 2018 as compared with Calendar Year ended December 31, 2017

RESULTS OF OPERATION

Revenues and Earnings per share

- Total revenues for the year ended Dec. 31, 2018, was lower than the previous year. In actual performance, revenues from hotel & other subsidiaries for the year 2018 is at P1.85B compared to 2017's P2.1B, decreasing by 12%.

Earnings per share for 2018, P0.017 and P0.087 for 2017. There are no potentially dilutive shares as of December 31, 2018, 2017, 2016.

Cost and expenses

- Cost and expenses of 2018 is at 1.39B which decreased by 2.13% compared to last year.

FINANCIAL CONDITION

Cash and cash equivalents – This account increased by P366.71M which is higher from last year by 106.01%.

Receivables – Increased by 145.87% from P228.36M in 2017 to P561.48M in 2018.

Notes Receivable - The Group extended loans to Acesite Leisure and Entertainment Corporation (ALEC) amounting to P195.01 million payables on December 31, 2018, and bear interest at 4% per annum (see Note 21). The loan is guaranteed by another entity on behalf of ALEC.

Inventories – Inventories decreased by 27.75% from last year.

Due from related parties-current portion – The account increased to P2.08B an amount 30% higher from last year. This represents interest bearing advances to TWGI, PRC and Crisanta Realty. It also includes transactions with PHES which is non-interest bearing. This year of 2018, these advances are due in one year, subject to yearly renewal and re-pricing.

Prepaid expenses and other current assets – An increase of P40.31M from last year's P97.56M. Prepaid expenses are defined as payment for services and/or benefits yet to be performed or received; it also includes prepaid taxes and insurance.

Property plant & equipment – There was a 20.14% decrease from last year's P6.39B. In compliance with PAS 27, property and equipment (except operating and transportation equipment) were carried at revalued amounts effective 2009.

Other noncurrent assets – There is an increase of P168.22M on this account, an amount equivalent to 556.62% compared from last year.

Current Liabilities – The account consisted of trade payable, income tax payable, accruals and loans payable. The account increased by 30.92% from last year; P1.93B in 2017 to P2.53B in 2018.

Loans Payable – Current portion of the loan increased from 375M to 650M which is an increase of 73.33%. Non-current portion amounts to 1,168,085,107 which was not existent last year

Other current liabilities – The account resulted in an increase of 205.58M. This refers to concessionaire, other deposits and deferred income.

Key Variable and Other Qualitative and Quantitative Factors:

a. Any known Trends, Events or Uncertainties

The Group has assessed that although COVID-19 will not have a significant effect on its ability to continue as a going concern, it will still have a continuing impact on its operations. The full impact on the Group will depend on the duration of this unique crisis and how it severely impacts the economy going forward, with a range of potential outcomes too large to provide a meaningful quantification at this point. The subsequent impact of this outbreak especially on the Group's estimates of provision on financial instruments and recoverability of nonfinancial assets will be determined, quantified and recognized in the Group's financial statements when these become estimable.

b. There are no events that will trigger direct or contingent financial obligation that is material to the company, including any default or acceleration of an obligation.

Omnibus Security and Loan Agreement Covenants

As of December 31, 2022, the Group's debt service coverage ratio has fallen below the agreed threshold, but the Group was able to obtain a waiver for the breach (see Note 26). As at the date of the authorization of the financial statements, the Group is not in default and continues to pay the maturing interest and principal in a timely manner.

c. There are no material off-balance sheet transactions, arrangements, obligations (including, contingent obligations), and other relationships of the company with unconsolidated entities or other persons created during the reporting period.

d. The group is not subject to externally-imposed capital requirements.

Financial Risk and Capital Management Objectives and Policies

The Group's principal financial instruments comprise of cash and cash equivalents, receivables, notes receivable, due from related parties, short-term investments, equity securities - at FVOCI, other noncurrent assets (excluding advances to contractors and advances to supplier), accounts payable and accrued expenses (excluding local taxes, output VAT and withholding taxes), loans payable, due to a related party, lease liabilities, other current liabilities (excluding deferred income), concessionaires' deposits and retention payables. These financial instruments arise directly from operations.

The main risks arising from the financial instruments of the Group are credit risk, liquidity risk and market risk. There has been no change to the Group's exposure to risks or the manner in which it manages and measures the risks in prior financial years. The Group's management reviews and approves policies for managing each of these risks and they are summarized as follows:

Credit Risk

Credit risk is the risk of financial loss to the Group if a customer or counterparty to a financial instrument fails to meet its contractual obligations, and arises principally from the Group's receivables.

The Group has established a credit policy under which each new customer is analyzed individually for creditworthiness before the Group's standard payment and delivery terms and conditions are offered. The Group's review includes external ratings, if they are available, financial statements, credit agency information, industry information, and in some cases bank references. The Group limits its exposure to credit risk by establishing credit limits and maximum payment period for each customer, reviewing

outstanding balances to minimize transactions with customers in industries experiencing particular economic volatility.

With respect to credit risk from other financial assets of the Group, which mainly comprise of due from related parties, the exposure of the Group to credit risk arises from the default of the counterparty, with a maximum exposure equal to the carrying amount of these instruments.

There is no other significant concentration of credit risk in the Group.

The credit grades used by the Group in evaluating the credit quality of its receivables to customers and other parties are the following:

Grade A financial assets pertain to financial assets that are neither past due nor impaired which have good collection status. These financial assets are those which have high probability of collection, as evidenced by counterparties having ability to satisfy their obligations.

Grade B financial assets are those past due but not impaired financial assets and with fair collection status. These financial assets include those for which collections are probable due to the reputation and the financial ability to pay off the counterparty but have been outstanding for a length of time.

Grade C financial assets are those which have continuous default collection issues. These financial assets have counterparties that are most likely not capable of honoring their financial obligations

The credit quality of the Group's financial assets that are neither past due or impaired is considered to be of good quality and expected to be collectible without incurring any credit losses.

Information on the Group's receivables and due from related parties that are impaired as of December 31, 2022 and 2021 and the movement of the allowance used to record the impairment losses are disclosed in Notes 5 and 8 to the consolidated financial statements.

Liquidity Risk

Liquidity risk is the risk that the Group will not be able to meet its financial obligations as they fall due.

The Group monitors and maintains a level of cash deemed adequate by the management to finance the Group's operation and mitigate the effects of fluctuations in cash flows. Additional short-term funding is obtained through related party advances and from bank loans, when necessary.

Ultimate responsibility for liquidity risk management rests with the BOD, which has established an appropriate liquidity risk management framework for the management of the Group's short, medium and long-term funding and liquidity management requirements. The Group manages liquidity risk by maintaining adequate reserves, by continuously monitoring forecast and actual cash flows and matching the maturity profiles of financial assets and liabilities. For the Group's short-term funding, the Group's policy is to ensure that there are sufficient working capital inflows to match repayments of short-term debt.

Market Risk

Market risk is the risk that the fair value or cash flows of a financial instrument of the Group will fluctuate due to change in market prices. Market risk reflects interest rate risk, currency risk and other price risks.

The Group is primarily exposed to the financial risk of changes in equity prices of its equity securities - at FVOCI.

Interest Rate Risk

Cash flow interest rate risk is the risk that the future cash flow of the financial instruments will fluctuate because of the changes in market interest rates. Fair value interest rate risk is the risk that the fair value of a financial instrument will fluctuate due to changes in market interest rates.

The Group's financial instrument that is primarily exposed to interest risk is the interest-bearing funds made available by the Parent Company to WCCCHI to finance the construction of the Cebu City Hotel Project. Such funds were substantially sourced from a P375.00 million loan from SSS, as well as the stock rights offering of the Parent Company. In 2006, the Parent Company charged WCCCHI on the related interests and penalties on the contention that the latter benefited from the proceeds of the SSS loan. Starting 2017, WCCCHI was not anymore charged with the interest on SSS loan because the Parent Company has assessed that it has already fulfilled its obligations related to its use of proceeds from such loan.

Cash flow interest rate risk exposure is managed within parameters approved by management. If the exposure exceeds the parameters, the Group enters into hedging transactions.

Equity Price Risk

Equity price risk is the risk that fair value of future cash flows of a financial instrument will fluctuate because of changes in market prices (other than those arising from interest rate risk or currency risk), whether those changes are caused by factors specific to the individual financial instrument or its issuer, or factors affecting all similar financial instruments traded in the market.

The Group is exposed to equity price risk because of its investment in shares of stock of WPI which are listed on the PSE totaling 19.9 million shares as at December 31, 2022 and 2021 (see Note 8f). The Group has also invested in shares of stock of WMPD amounting to P50.00 million representing 5% of the total capital stock of WMPD (see Note 8f).

The Group monitors the changes in the price of the shares of stock of WII. In managing its price risk, the Group disposes of existing or acquires additional shares based on the economic conditions.

Fair Value of Financial Assets and Liabilities

The carrying amount of cash and cash equivalents, receivables, current portion of due from related parties, accounts payable and accrued expenses and other current liabilities approximate their fair values due to the short-term maturity of these instruments.

The fair value of interest-bearing due from related parties and loans payable is based on the discounted value of expected future cash flows using the applicable market rates for similar types of instruments as of the reporting date, thus, the carrying amount approximates fair value.

The fair value of listed investment was determined using the closing market price of the investment listed on the PSE as of December 31, 2022 and 2021.

Risk Management Structure

Board of Directors

The BOD is mainly responsible for the overall risk management approach and for the approval of risk strategies and principles of the Group. It also has the overall responsibility for the development of risk strategies, principles, frameworks, policies and limits. It establishes a forum of discussion of the Group's approach to risk issues in order to make relevant decisions.

Risk Management Committee

Risk management committee is responsible for the comprehensive monitoring, evaluating and analyzing of the Group's risks in line with the policies and limits set by the BOD.

Capital Management

The primary objective of the Group's capital management is to ensure its ability to continue as a going concern and that it maintains a strong credit rating and healthy capital ratios in order to support its business and maximize shareholder value. Capital is defined as the invested money or invested purchasing power, the net assets or equity of the entity. The Group's overall strategy remains unchanged from 2022 and 2021.

The Group manages its capital structure and makes adjustments to it, in light of changes in economic conditions. To maintain or adjust the capital structure, the Group may adjust the dividend payment to shareholders, return capital to shareholders or issue new shares. For purposes of the Group's capital management, capital includes all equity items that are presented in the consolidated statement of changes in equity, except for revaluation surplus on property and equipment, retirement benefits reserve, foreign currency translation adjustment and fair value reserve.

The Group's capital management, among other things, aims to ensure that it meets financial covenants attached to the omnibus and security loan agreement. Breaches in meeting the financial covenants would permit the bank to immediately call the loans. There have been no breaches of the financial covenants in the current period.

Item 7. Financial Statements

The consolidated financial statements are filed as part of this Form 17-A, attached hereto and marked as Annex 'A'.

INFORMATION ON INDEPENDENT ACCOUNTANT AND OTHER RELATED MATTERS

External Audit Fees and Services

KPMG R.G. Manabat & Co. began the external audit of the financial statements of Waterfront Philippines, Inc. and its subsidiaries for the calendar year ended December 31, 2002 until present, December 31, 2022.

A) Audit and Audit-Related Fees, net of Tax

	FOR THE CALENDAR YEAR ENDED DECEMBER 31,	
	2022	2021
Aggregate Fees Billed for the external audit of the Company's financial statements	3,400,000.00	4,021,828.30

B) Tax Fees

None

C) All Other Fees

None

Item 8.Changes in and Disagreements with Accountants on Accounting and Financial Disclosure

None

PART III – CONTROL AND COMPENSATION INFORMATION**Item 9. Directors and Executive Officers of the Registrant**

9.1 The names and ages of the Directors and Executive Officers as of December 31, 2022 are as follows:

Office	Name	Age	Citizenship	Position in Other Listed Companies
Chairman of the Board	Sergio R. Ortiz-Luis, Jr.	78	Filipino	Independent Director- Waterfront Philippines, Inc., President & CEO - Philippine Exporters Confederation, Inc. (PHILEXPORT); Honorary Chairman - Philippine Chamber of Commerce & Industry, Employers Confederation of the Philippines, Integrated Concepts and Solutions, Inc., Vice-Chairman of Alliance Global, Inc.; Director – International Chamber of Commerce of the Philippines, Manila Exposition Complex, Inc., Lasaltech Academy, BA Securities, Rural Bank of Baguio, GS1.; Gov't Affiliations: Vice-Chairman – Export Development Council; Civic Organizations: Chairman - Rotary Club of Green Meadows, Director – PILAK Foundation, Universal Access Center for

				Trade Others: Honorary Consul General - Consulate of Romania in the Philippines.
Director	Kenneth T. Gatchalian	47	Filipino	Director-Wellex Industries Inc.; President & CEO of Acesite (Phils.) Hotel 2007-present; President and Chief Executive Officer of Philippine Estates Corporation 2010-2011; Director-Forum Pacific Inc.
Director	➤ Arthur M.Lopez	77	Filipino	Owner and Principal Consultant of AML Hotel Consultancy, Management and Technical Services Consultant of Federal Land and owner of Grand Hyatt Projects and Marco Polo Cebu; Director-Philippine Estates Corp., Chairman- Acesite Phils. Hotel Corp, Hotel Management Consultant of the B Hotel Manila, Bellevue Bohol Resort in Panglao, B Hotel Quezon City, Bellevue Baguio (opening in 2018) and Bloomberry Casino Hotels & Resorts; Regional Director of Asia Pacific Top Management International Resources Corp.; Hotel Management Consultant of Double Dragon properties Corporation. President of Legoli Holdings Inc and Arleff Holdings Inc. and President of Phil. Hotel Federation Inc.
Director	Dee Hua T. Gatchalian	75	Filipino	Director- Philippine Estates Corporation, Acesite (Philippines) Hotel Corporation; EVP- Finance and Admin The Wellex Group, Inc., & Plastic City Corporation. Chairperson of Jesus Our Life Ministries, Inc.
Director	Reno I. Magadia	53	Filipino	Managing Director- Misons Industrial & Development Corp., Metro Combined Logistics Solutions, Inc.; Director - Metro Alliance Holdings and Equities Corp. Vice-President and Director of Mercator Filter Manufacturing Corporation.
Director	Lamberto B. Mercado, Jr.	59	Filipino	Director-The Wellex Group, Inc., Metro Alliance Holdings & Equities Corp., Forum Pacific, Inc. Director- Acesite (Phils.) Hotel 2004-present, Air Philippines Corporation and Philippine International Airways, Inc.
Director	➤ Renato C. Francisco	80	Filipino	Associate Justice-Court of Appeals, Former Executive Judge of the Regional Trial Court, Former Assistant City Prosecutor for Makati City
Director	➤ Ruben D. Torres	82	Filipino	Independent Director Waterfront Philippines, Inc., President -BPO Workers Association of the Phils.; Senior Partner - Torres Caparas Torres Law Offices; Secretary General-Katipunan ng Manggagawa at Magsasaka ng Pilipinas; Chairman/CEO - Service Exporters Risk Management &

				Consultancy Co., Towers Corporation and Optimus Medical Care and Trading Corporation.
Director and Treasurer	Elvira A. Ting	63	Filipino	President & CEO - Philippine Estates Corporation; Director-Wellex Industries, Inc., Forum Pacific, Inc., Orient Pacific Corporation, Crisanta Realty and Development Corporation, Recovery Development Corporation, The Wellex Group, Inc., Plastic City Industrial Corporation.
Corporate Secretary	Arthur R. Ponsaran	80	Filipino	Director-Philippine Estate Corporation, Wellex Industries, Inc., Forum Pacific, Inc. Acesite (Phils.) Hotel, Managing Partner-Corporate Counsels, Phils., Chairman of Value Management and Options Corp and Corp Secretary of Producers Rural Banking Corp., The Wellex Group, Inc., MRL Gold Phils., Inc., Village Foundation, Shuykill Asset Strategists (SPV-AMC), Inc., Petrolift Corp.

➤ **Independent Directors**

A brief description of the directors' and executive officers' business experience and other directorship held in other reporting companies are provided as follows:

Sergio Ortiz-Luis, Jr.	Chairman of the Board
<p>He has Bachelor of Arts and Bachelor of Science in Business Administration from De La Salle University; PhD Humanities from Central Luzon State University, and PhD Business Technology from Eulogio "Amang" Rodriguez Institute of Science and Technology. He is the President and CEO of Philippine Exporters Confederation, Inc. An Honorary Chairman of Philippine Chamber of Commerce & Industry, Employers Confederation of the Philippines as well as Integrated Concepts & Solutions, Inc. He is the Vice Chairman of Alliance Global, Inc., Export Development Council. He is a Director of Manila Exposition Complex, Inc., Lasaltech Academy, Philippine Estate Corporation, BA Securities, Rural Bank of Baguio, PILAK Foundation, and Universal Access Center for Trade and Philippine International Training Corporation. He is a Council Adviser Member of Philippine Foundation, Inc., a Founding Director of International Chamber of Commerce of the Philippines and GS1. He is also a member of the Board of Advisers of Southville International School and Colleges. He is a commissioner of Patrol 117, a Financing Champion of National Competitiveness Council and a Private Sector Representative of Bamboo Council. He is also a Chairman of Rotary Club of Green Meadows Foundation and also a Chairman of Council of Advisers Eastern Police District. He is the Past President of Rotary Club of Green Meadows Quezon City RI District 3780; a Board of Advisers Member of Council of Advisers Philippine National Police, a senator of Philippine Jaycee Senate, Captain of Philippine Coast Guard Auxiliary and a member of the League of Corporate Foundation. He is the Honorary Consul General of the Consulate of Romania in the Philippines, a Treasurer of the Consular Corps of the Philippines and an Honorary Adviser of the International Association of Education for World Peace. Some awards that he received were International Peace Award for Economic Development in 2005, Most Outstanding Citizen of Nueva Ecija in the Field of Business in 2005 also, Most Outstanding Pasigueno in 2006, Ulirang Ama also in 2006 and Presidential Merit Award Medal in 2007. He became an Independent Director of Waterfront Philippines, Inc. in August 2006-present. In 2014, he attended Exporter's Partner in Gearing the Country for the AEC Markets of the World 2,</p>	

Technology Innovation and Entrepreneurship as Competitive Strategies PHILAAS 63rd Annual Convention and lastly, Bringing the Buy Pinoy Campaign to the Next Level.

Kenneth T. Gatchalian	President
------------------------------	------------------

Mr. Kenneth T. Gatchalian is a President of the Company. He is a member of the Board of Forum Pacific, Inc. and Wellex Industries, Inc., and The Wellex Group, Inc. Holds a Degree in Bachelor of Science in Architecture from University of Texas in San Antonio, Texas, USA. He's been the Director of Waterfront since February 2001.

Arthur M. Lopez	Director
------------------------	-----------------

Hotel management consultant specializing in general hotel management consultancy services, marketing, hotel design development/technical services, gaming, hotel feasibility study, pre and post hotel opening management services, asset management/owner's representative, food and beverage concept and service, mergers and acquisitions, travel and tours, theme parks and third party management and branding. The Owner and Principal Consultant of AML Hotel Consultants. Hotel Management and Development Consultant - Double Dragon Properties Corporation (PSE listed) - Hotel of Asia Inc. - Jin Jiang Ortigas, JinJiang Inn Makati, Injap Tower Iloilo, Hotel 101 Manila (500 rooms), Hotel 101 Fort project (600 rooms, under construction); Hotel 101 Bohol (250 rooms, under construction); Hotel Management and Development Consultant - Bellevue Bohol Resort, The Bellevue Hotel Manila, The B Hotel Manila, B Hotel Quezon City; Bellevue Baguio (under construction) opening in 2018; Bellevue Bohol Resort extension (140 rooms) opening 2019. Hotel Management and Development Consultant - Wyndham Garden (Wellworth Properties and Development Corporation) Quezon City (200 rooms) opening in 2020 and in a resort hotel in Mactan, Cebu City (300 rooms) opening in 2021. The Chairman - Philippine Estates Corporation (PSE listed) and Acesite Philippines Hotel Corporation, owner of Manila Pavilion Hotel (PSE listed). Director - Waterfront Hotels and Casinos (PSE listed) - Waterfront Cebu City Hotel & Casino, Manila Pavilion Hotel & Casino, Waterfront Airport Hotel & Casino and Waterfront Insular Hotel Davao. President - Philippine Hotel Owners Association, Inc. (PHOAI) - the largest group of hotel owners and developers in the Philippines. Holds a Bachelor of Science degree in Commerce, major in Management, and a Master's Degree in Business Administration (MBA), both from the University of Santo Tomas in the Philippines. He completed a Tourism Management course at the East-West Center, University of Hawaii, Honolulu, Hawaii and Cornell University, Ithaca, New York, USA.

Dee Hua T. Gatchalian	Director
------------------------------	-----------------

Mrs. Gatchalian was elected director of the Company from 24 June 2004-present. She is the Executive Vice-President of The Wellex Group, Inc., and also the Executive Vice-President of Plastic City Corporation. She is a board of director of Philippine Estates Corporation, and Acesite (Phils.) Hotel Corp. She graduated with a degree in Medical Technology from the Far Eastern University in 1970. In addition to her numerous positions in business firms, she is the Chairperson of Jesus Our Life Ministries, Inc., a non-profit, non-stock organization duly registered with the Securities and Exchange Commission.

Reno I. Magadia	Director
------------------------	-----------------

A Master's degree holder in Business Administration from Pepperdine University in Los Angeles, California, Mr. Magadia is currently the Managing Director of holding firm, Misons Industrial and Development Corp. He is also the Managing Director of Metro Combined Logistics Solutions, Inc. He is on the Board of Directors of Metro Alliance Holdings and Equities Corporation. He held the posts of Vice President and Director of Mercator Filter Manufacturing Corporation. He also worked as Head Portfolio Manager of stock brokerage firm, Papa Securities Corporation. He was also the President and Founder of the Youth Leaders for Change, a non-profit and multi-sectoral organization for youth leaders in Quezon City. He was elected as Director of Waterfront Philippines, Inc., from September 17, 2005-present.

Lamberto B. Mercado, Jr.	Director
---------------------------------	-----------------

A lawyer and a CPA by profession, Atty. Mercado is a member of the Board of Directors of several publicly-listed companies namely: Waterfront Philippines, Inc., Metro Alliance Holdings & Equities Corp., Forum Pacific, Inc., Acesite (Philippines) Hotel Corporation and Wellex Industries, Inc. He is currently the Vice-President for Legal Affairs of the Wellex Group, Inc. In the past as Deputy Administrator for Administration, he had supervised the largest group in the Subic Bay Metropolitan Authority (SBMA). He had also helped in the drafting of Administrative Orders to effectively implement R.A. 7227 (the law creating the Subic Bay Freeport Zone) and its implementing rules and regulations. He was the President of Freeport Service Corporation, a subsidiary of SBMA and helped in the creation and organization of this service corporation. He was also a Director of Acesite (Phils.) Hotel Corporation since June 24, 2004-present. Associate Lawyer of Gascon, Garcia and Associates. He studied BSC Major in Accountancy at the University of Santo Tomas and Bachelor of Laws (LLB) at the Ateneo de Manila University School of Law, graduated in 1985 and 1990, respectively. He has been a director of Waterfront Philippines Inc., since July 2003-present.

Renato C. Francisco	Director
----------------------------	-----------------

A veteran legal professional, Justice Renato C. Francisco has been serving as an Associate Justice for the Court of Appeals from May 31, 2012 – August 20, 2018. An Ateneo De Manila University graduate for his Bachelor of Laws, Justice Francisco has served in the judiciary as a Presiding/Executive Judge for the Regional Trial Court –

Branch 19 of Malolos, Bulacan. Prior to that, he was also the Assistant City Prosecutor for Makati City from 1992 to 1996. His extensive knowledge about the judiciary and legislations was further improved by the training programs that he has been a part of including The Harvard Negotiation Intensive, The Seminar-Workshop on Substantive Law and Jurisprudence on Intellectual Property for Court of Appeals Justices.

Ruben D. Torres	Director
------------------------	-----------------

Mr. Ruben Torres graduated in the University of the Philippines with a degree of Bachelor of Arts (Political Science) after which, he finished the degree of Bachelor of Laws at the same university. Presently he is also the President of BPO Workers Association of the Philippines and Senior Partner of Torres Caparas Torres Law Office. He is also the Secretary General of Katipunan ng Manggagawa at Magsasaka ng Pilipinas. He is associated with the Integrated Bar of the Philippines and Philippine Academy of Professional Arbitrators. His former positions include being a Member of the House of Representatives of the 2nd District of Zambales, Executive Secretary of the Office of the President in Malacañang, Secretary of the Department of Labor and Employment. Torres became an Independent Director of Waterfront Philippines, Inc. in August 2006-present.

Elvira A. Ting	Director and Treasurer
-----------------------	-------------------------------

Ms. Elvira A. Ting earned her Bachelor's Degree in Business Administration major in Management from the Philippine School of Business Administration. Has been the Director of Waterfront Philippines, Inc., since October 2000-present. She is also the President/Director of Philippine Estates Corp., a director of Wellex Industries, Inc., The Wellex Group, Inc., and Forum Pacific, Inc. She is also a Director/CFO of Acesite Phils. Inc. since 2004-present.

Executive

Kenneth T. Gatchalian	President
------------------------------	------------------

(see above description)

Evangeline E. Soliveres	Corporate Finance Director
--------------------------------	-----------------------------------

Ms. Soliveres joined Waterfront Group on February 16, 2022 as Corporate Finance Director. She is a CPA by profession; she graduated from the Polytechnic University of the Philippines (PUP), Manila with a degree of Bachelor of Accountancy, Cum Laude. She has earned MBA units from Ateneo Graduate School of Business.

After graduation, she worked as an external auditor at Punongbayan & Araullo, CPAs at Makati City. Then, she moved to DMC-Urban Property Developers Inc. as Chief Accountant/Financial Analyst. After which, she worked for ECI Telecom Phils., in Makati City as Finance & Administration Manager. In 2007, she worked for Emerson Asia Pacific ROHQ as Regional Finance Manager for Asia Pacific Supply Chain Organization. In April 2010, she joined ICAP Philippines Inc (Interdealer Broker in Securities), as Treasurer/Finance & Administration Head and Associated Person. After almost 7 years, she decided to leave and join GFI (Hong Kong Brokers) Ltd as Director & Head of Finance & Administration. She was also the Chief Finance & Operations Officer in GLLC Medical Ltd . Hong Kong from the year 2020-2021, prior to joining Waterfront Group.

She is a member of the Philippine Institute of Public Accountants (PICPA) and Association of Certified Public Accountants in Commerce & Industry (ACPACI).

Maria Socorro Coteló	Corporate Planning Director
-----------------------------	------------------------------------

Ms. Coteló is the Corporate Planning Director for Waterfront Hotels & Casinos. She joined Waterfront in 2003 as Sales Accounts Manager before she moved to help establish Revenue Management in the company from there she continued to work in the Corporate Planning Division undertaking Standardization, Business Development, Reservation & Distribution and Corporate Information Technology. She earned her Bachelor's Degree in Economics at the University of San Carlos and took up masteral units for the same course before pursuing her Bachelor of Laws from South Western University, Cebu City. After completing her Bachelor of Laws, she worked for the Davide, Calderon, and Tolentino Law office in 2002 and as part-time instructor for the University of San Carlos, Economics Department.

She had significant training in Hotel Management and Distribution Systems and attended Revenue Management seminars specifically on Pricing, Travel distribution and technology, Project Management, Branding, and Selling Skills workshops. Her speaking engagements to two of these international seminars & forums under the Travel Distribution Summit Asia in 2008 and 2009 include topics on Revenue Management in Tough times and Integrating Sales and Marketing in Revenue Management. She completed her Certification in Revenue Management at Cornell University, New York in 2011 with focus on hotel and restaurant revenue management, strategic pricing, demand management, strategic marketing and financial management.

Lanelle Cristina M. Barba	Corporate Peers' Resources and Development Director
----------------------------------	--

Ms. Barba, joined Waterfront in June 2006–April 2008 as Employee/Labor Relations Officer in Waterfront Pavilion Hotel and Casino, and was appointed as Peers Resources' and Development Director of the same property on April 30, 2008. Currently, she is the Corporate Peers' Resources and Development Director of Waterfront Hotels and Casinos. She earned her Bachelor's Degree in Elementary Education at the University of Santo Tomas. Prior to joining Waterfront, she was the HR Officer of Asia Select Inc. and Research Analyst under the Employee Relations and Benefits Division of Metrobank. She was sent to various trainings and seminars and in 2009, she was sent to Nanyang University, Singapore to attend the PDP 2009 Building the Human Capital Base: Essential HR Practices for Managers. In 2011 to Bangkok, Thailand for HR Audit training. On August 15, 2018, she completed the seminar on Corporate Governance.

9.2 The Directors of WPI are elected at the annual stockholders' meeting to hold office until the next succeeding annual meeting and until their respective successors have been elected and qualified. Officers are appointed or elected annually by the Board of Directors at its first meeting following the Annual Meeting of Stockholders, each to hold office until the corresponding meeting of the Board of

Directors in the next year or until a successor shall have been elected, appointed or shall have qualified. For the year 2019 the Board of Directors' meeting for the election of the Executive Officers was held on last October 19, 2019. The Directors are to serve one year from then. The last annual stockholders' meeting was held at the Waterfront Cebu City Hotel.

- 9.3 Mr. Kenneth T. Gatchalian is a child of Ms. Dee Hua T. Gatchalian. Ms. Elvira A. Ting is a sister of Ms. Dee Hua T. Gatchalian and an aunt of Mr. Kenneth T. Gatchalian.

There are no other relationships among the officers listed.

- 9.4 None of the Directors and Executive Officers of the Corporation is engaged in any material litigation either as Plaintiff or Defendant, and the Directors and Executive Officers do not have any knowledge of any proceedings pending or threatened against them for the past five years that are material to evaluation of the integrity and ability of any director including but not limited to the following: (a) Any bankruptcy petition filed by or against any business of which such person was a general partner; (b) any conviction by final judgment, including the nature of the offense, including in a criminal proceeding, domestic or foreign, or being subject to a pending criminal proceeding, domestic or foreign, excluding traffic violations and minor offenses; (c) Being subject to any order, judgment, or decree, not subsequently reversed, suspended or vacated, of any court of competent jurisdiction, domestic or foreign, permanently or temporarily enjoining, barring, suspending or otherwise limiting his involvement in any type of business, securities, commodities or banking activities; and (d) Being found by a domestic or foreign court of competent jurisdiction (in a civil action), the Commission or comparable foreign body, or a domestic or foreign Exchange or other organized trading market or self regulatory organization, to have violated a securities or commodities law or regulation, and the judgment has not been reversed, suspended, or vacated.

- 9.5 There is no significant employee to the Company who is not an executive officer but who is expected by the Company to make a significant contribution to the business except for the Training Consultant and Legal Consultants, the organic pool of trainers as of the moment. In order to protect the long-term viability of the firm with regard to these people, the Company has included in their contracts a provision for conflict of interest, provision for lock in period and non-duplication of documents and developments with WPI copyrights.

Item 10. Executive Compensation

- 10.1 None of the directors receive compensation for serving as directors of the company.

10.2 The aggregate compensation paid to the four.

	Fiscal Year Ending December 31		
	2022	2021	2020
a) Aggregate compensation paid to four most highly compensated executive officers: -estimated	16,786,000.00	13,673,315.00	13,022,205.00
b) Aggregate compensation paid to other Officers as a group unnamed – estimated	9,723,941.42	9,428,485.5	8,979,510.00

10.3 To date WPI has not issued any options or implemented any option scheme to its directors and officers.

10.4 There is no issuance of warrants or options for the year 2021 to the directors or executive officers.

Item 11. Security Ownership of Certain Beneficial Owners and Management

11.1 Security Ownership of Certain Record and Beneficial Owners

As of December 31, 2022, WPI has no knowledge of any individual or any party who beneficially owns in excess of 10% of WPI's common stock except as set forth in the table below:

Title of Class	Name of Record/ Beneficial Owner	Amount & Nature of Record/Beneficial Ownership ("r" or "b")	Percent Of Class
Common	PCD Nominee Corp.(Fil)	1,139,554,973 "r"	45.60
Common	The Wellex Group, Inc.	1,128,466,800 "r" *	45.16

*Ms. Elvira A. Ting, the Treasurer, represents The Wellex Group, Inc.

11.2 Security Ownership of Management

Title Of Class	Name of Owner	Amount and Nature of Ownership ("r" or "b")	Percent of Class
Common	Kenneth T. Gatchalian	30,000,100 r&b	1.200
Common	Arthur M. Lopez	1 r&b	0.000
Common	Elvira A. Ting	10,000,009 r&b	0.400
Common	Lamberto Mercado	100 r&b	0.000

Common	Arthur R. Ponsaran	110 r&b	0.000
Common	Dee Hua T. Gatchalian	350, 000 r&b	0.014
Common	Reno Magadia	10, 000 r&b	0.000
Common	Sergio R. Otiz-Luis Jr.	110 r&b	0.000
Common	Ruben Torres	1, 000 r&b	0.000

There are no persons holding a certain class of stocks under a voting trust or similar agreement. There are also no arrangements that may result in a change in control of the registrant.

Item 12. Certain Relationships and Related Transactions

The Directors by virtue of their interest in the shares of the Company are deemed to have interests in the shares of its subsidiary companies and associated companies to the extent the Company has an interest.

During the fiscal year, no director of WPI has received or become entitled to receive any benefit by reason of:

- i) a contract made with WPI or
- ii) a contract made with a related corporation or
- iii) a contract made with a firm of which the director is a member or
- iv) a contract made with a company in which the director has a substantial financial interest.

Item 13. Exhibits and Reports on SEC Form 17-C

- (a) Exhibits
- (b) Reports on SEC Form 17-C

SIGNATURES

Pursuant to the requirements of Section 17 of the Code and Section 141 of the Corporation Code, this report is signed on behalf of the issuer by the undersigned, thereunto duly authorized, in the City of Manila on _____.

By:


KENNETH T. GATCHALIAN
President/Director


EVANGELINE E. SOLIVERES
Corporate Finance Director

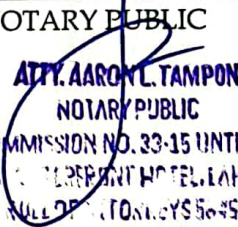

ARTHUR R. PONSARAN
Corporate Secretary

APR 28 2023

SUBSCRIBED AND SWORN to before me this ____ day of _____ 2023 affiant(s) exhibiting to me his/their Passport.

Doc. No. 416
Page No. 99
Book No. 30
Series of 2023



NOTARY PUBLIC

ATTY. AARON L. TAMPON
NOTARY PUBLIC
NOTARIAL COMMISSION NO. 33-15 UNTIL DEC. 31, 2024
LOWER LEVEL, C. M. DELPONT HOTEL, LAHUG, CEBU CITY
ROLL NO. 56453
PTR NO. 4652013 / DEC. 6, 2022 / CEBU CITY
IBP NO. 241441 / DEC. 5, 2022 / PASIG CITY

Stock Transfer Service Inc.
WATERFRONT PHILIPPINES, INCORPORATED
Stockholder MasterList
As of 12/31/2022

Page No. 1

Count	Name	Holdings
1	ABACUS CAPITAL INVESTMENT CORP. A/C 583002	1,000
2	ABACUS SECURITIES CORPORATION	35,200
3	IMELDA L. ACIDERA	22,000
4	RICARDO R. AGUADO	11,000
5	AH LAY OH	13,750
6	ALBERTO MENDOZA &/OR JEANIE MENDOZA	11,000
7	MA. CYNTHIA AMIGO ALCANTARA	7,700
8	EDGAR M. ALFEREZ	25,000
9	MINERVA R. ALIAZON	4,400
10	HANNAH JALECO ALLANIGUE	6,600
11	DONATO ALMEDA	1
12	RODERICK ALAIN ALVAREZ	10,000
13	ANABELLE C. ALVARO	500
14	MA. WINNINAH S. ANCHETA	5,500
15	BANING P. ANG	2,000
16	BANING P. ANG	2,000
17	MA. LUISA AQUINO	1,000
18	ROMMEL C. AQUINO	1,100
19	EVELYN ARCENAL	11,000
20	RAMONCITO ARCEO	30,000
21	CARLO ARCHES	2,200
22	GENEROSA A. ARENAS	5,500
23	MA. THERESA L. ARGUELLES	110
24	ARIEL M. CONCEJERO &/OR MA. CONSUELO G. CONCEJERO	11,000
25	ARSENIO L. LIM &/OR RUBY O. LIM	10,000
26	ARTHUR H. OSMENA &/OR JANE Y. OSMENA	330,000
27	OWEN NATHANIEL AU	200
28	RAYMOND AZCARATE	1,000
29	GERALDINE BAD-AY	1,100
30	CARINA H. BALONES	10,000
31	DAXIM-REY L. BANAGUDOS	11,000
32	MA. ROSARIO T. BARRETTO	2,200
33	BARTHOLOMEW DY BUNCIO YOUNG	10,000
34	ARSENIO BARTOLOME, III	1
35	EDUVEGES O. BATALAN	2,000
36	AIDA BELLESTEROS	2,200
37	ELENA D. BELLEZA	500
38	BENJAMIN MOMBAY &/OR ELYSIA DELA LLANA	2,200
39	VIVIEN BILBAO	1,100
40	RAMON JAIME VILA BIROSEL	17,600
41	GARRY BOOC	10,000
42	JUN M. BORRES	3,300
43	ERLITA BUGAOAN	200
44	EXUPERTO P. CABATANA	6,600
45	BONIFACIO M. CABATIT	2,000
46	LUZVIMINDA E CABIBIJAN	1,100
47	LORENA R. CABUGAWAN	333
48	PRIMITIVO C. CAL	55,000
49	FE CALDERON	200
50	ELEANOR P. CALIMAG	3,300
51	CLEOFE D.V. CANETE	6,600

Stock Transfer Service Inc.
WATERFRONT PHILIPPINES, INCORPORATED
Stockholder MasterList
As of 12/31/2022

Page No. 2

Count	Name	Holdings
52	ADELAIDA ZITA R. CARLOS	4,400
53	CARMENCITA MIRANDA &/OR DONNA DEL ROSARIO	5,500
54	JENNIFER CASAS	1,100
55	JOHN PETER CHICK B. CASTELO	1,100
56	CATHAY SEC. CO., INC. A/C# 1684	1,100
57	CATHAY SEC. CO., INC. A/C# 1030	100,000
58	RAY CELIS	2,200
59	CLARO CENIZA	2,200
60	AMELIA CERVANTES	2,200
61	ELVIN CHAN	16,500
62	VICKY L. CHAN	55,000
63	CHARTERED COMMODITIES CORPORATION	294,999
64	CHEAH TUCK	11,000
65	CHESA HOLDINGS, INC.	100,000
66	CARLOS CHING	500
67	CHIOTI HSU	22,000
68	FRANCIS S. CHOA	20,000
69	DEWEY CHOACHUY, JR	111,300
70	CHONG PENG YNG	100,000
71	WILLIAM N. CHUA CO KIONG	7,700
72	BELINDA CHUA	5,500
73	JULIE YAP CHUA	1,000
74	LUIS W. CHUA	5,500
75	YAN TO A. CHUA	132,000
76	MA. REGINA CLIMACO	5,500
77	BEDY DU CO	1,100
78	NELIA CO	20,000
79	ALFREDO COLLADO	900
80	KATHLEEN COPON	16,500
81	ROGER CORRO	2,300
82	FRANKLIN M. COSTALES	10,000
83	BENSON COYUCO	605,000
84	CARMELITA P. CRUEL	8,800
85	ARISTEO R. CRUZ	1,000
86	FELIPE A CRUZ, JR.	1,100,000
87	MA. TERESA P. CRUZ	55,000
88	MARIA CONCEPCION CRUZ	876,000
89	RODOLFO L. CRUZ	100
90	ANITA T. DAVID	11,000
91	ANGELES MORALES DE LEON	4,400
92	ROLANDO D. DE LEON	66,000
93	ROY A. DE LOS REYES	11,000
94	TERESITA I. DE LOS SANTOS	5,500
95	AUGURIO P. DE VERA	2,000
96	CYNTHIA ROXAS DEL CASTILLO	1,100
97	ELMER DELA CRUZ	2,200
98	JOSEFINA DINSAY	16,500
99	PEDRO DOMINGO	12,100
100	NARISA BERLIN R. DURAN	2,200
101	CAROLINE DY	1,100
102	MANUEL DY	11,000

Stock Transfer Service Inc.
WATERFRONT PHILIPPINES, INCORPORATED
Stockholder MasterList
As of 12/31/2022

Page No.

3

Count	Name	Holdings
103	GARY GO DYCHIAO	200,000
104	EAST ASIA OIL & MINING COMPANY, INC.	40,000
105	EBC SECURITIES CORPORATION	48,400
106	EDGARDO YAMBAO &/OR MARIA ISABEL YAMBAO	11,000
107	EDILBERTO &/OR ROSITA TANYU &/OR WELLINGTON HO VELASCO	55,000
108	EDNA T. ROGANDO &/OR ESTER T. JUCO	2,200
109	LUCENA B. ENRIQUEZ	552,000
110	LEONARDO ERMITA	2,200
111	MA. ISABEL H. ERMITA	8,800
112	ERVERT AVANZADO &/OR LIAZLE AVANZADO	2,000
113	ERIBERTO E. ESTEBAN	5,500
114	FATIMA A. FARRALES	8,800
115	ARISTEO O. FERAREN, JR	17,600
116	ERIC FILAMOR	1
117	FLORENTINO A. GONZALEZ, JR. &/OR LOURDJEAN T. GONZALEZ	2,200
118	FORUM HOLDINGS CORPORATION	20,626,000
119	RENATO C. FRANCISCO	100
120	MA. ROSARIO FRANCO	3,300
121	FREYSSINET PHILIPPINES, INC.	770,000
122	JOCELYN FULACHE	6,600
123	G & L SECURITIES CO., INC.	10,000
124	GRACE M. GALANG	1,100
125	EUGENE GALICIA	3,300
126	MA. LEYLANI V. GAMBOA	2,500
127	ROGELIO GANZON	2,500
128	IMELDA GAPASIN	100
129	MARIA A. GARCIA	8,000
130	GRACIANO AUDWIN T. GARZON	5,000
131	DEE HUA T. GATCHALIAN	350,000
132	KENNETH T. GATCHALIAN	30,000,100
133	REXLON GATCHALIAN	14,740,000
134	REXLON T. GATCHALIAN	30,000,000
135	WESLIE T. GATCHALIAN	30,000,000
136	GUILLERMO F. GILI, JR	20,000
137	MARVIN J. GIROUARD	330,000
138	ANA L. GO	300,000
139	DOMINGO C GO	275,000
140	RUBY PING GO	20,000
141	EDMUNDO Z. GREGORIO	2,000
142	PATRICK C. GREGORIO	1
143	ARTURO GUANZON	33,000
144	MARLENE S. GUEVARA	11,000
145	GUIDO VILLANUEVA &/OR AMELIA VILLANUEVA	1,000
146	GUILD SECURITIES, INC.	1,100
147	GLORIA GUINTU	2,000
148	ROZANA C. GUTIERREZ	6,600
149	SARAH SAN JOSE HAIN	3,300
150	JOSEPH EDWARD HANNEN	2,200
151	HANSON G. SO &/OR LARCY MARICHI Y. SO	100,000
152	BRENDA SOLIDUM HERNANDEZ	3,300
153	LILY S. HO	36,300

Stock Transfer Service Inc.
WATERFRONT PHILIPPINES, INCORPORATED
Stockholder MasterList
As of 12/31/2022

Page No.

4

Count	Name	Holdings
154	LILIAN HONG	34,000
155	HSBC SECURITIES (PHILIPPINES), INC.	5,000
156	HUNG CHUEN FEI	11,000
157	I.B. GIMENEZ SEC., INC. A/C DPA-003	2,000
158	ROYC CECIL D. IBAY	11,000
159	LUCILA D. ICBAN	2,200
160	INTERNATIONAL POLYMER CORPORATION	33,000
161	JOSE RENE ITURRALDE	200
162	JAY JACOBS	39,600
163	JAMES O. NG &/OR ELSIE Y. NG	10,000
164	ERIC JAO	16,500
165	JESUS ROBERTO SAENZ &/OR AURORA E.	3,300
166	JORGE P. LONTOC OR PACITA L. LONTOC	4,000
167	JOSE YAP &/OR CONCHITA YAP	330,000
168	AURELIO P. JR	13,200
169	RAPHAEL T. JUAN	7,700
170	KATHERINE LIM &/OR MARSHA LIM	11,000
171	KENSTAR INDUSTRIAL CORPORATION	110,000
172	KERRY SECURITIES (PHILS.), INC. -GJ01	4,400
173	JIM HO KHE BIN	20,000
174	CONSUELO DY KHU	11,000
175	CARMELITA KONG KIAT	16,500
176	PHILIP KIONG	11,000
177	ROBERT KLING	39,600
178	MUI SIN KOH-SEAH	4,400
179	CONSUELO C. KON	5,500
180	ROGELIO G. KWAN	622
181	L.M. GARCIA & ASS., INC. A/C# 160	55,000
182	LOLITA LABACLADO	5,500
183	ALEXANDRIA M. LACSON	5,500
184	LESLIE A. LAVA	6,600
185	RICARDO P. LAZARO	11,000
186	RODOLFO B. LEDESMA	30,000
187	ALEXANDER C. LEE	20,000
188	YVETTE LEE	27,500
189	LEONG JEE VAN	55,000
190	RICHARD ANTHONY Y. LIBORO	200
191	LIM TAY	55,000
192	BETO Y. LIM	150,000
193	CARRIE LIM	100,000
194	CELY S. LIM	112,200
195	EMILY LIM	500,000
196	GIOVANNI JOSEF B. LIM	10,000
197	JAY DEXTER A. LIM	16,200
198	JOCELYN O. LIM	2,200
199	KIRBY YU LIM	55,000
200	MONINA GRACE S. LIM	13,200
201	REBECCA TAN LIM	1,100
202	ROLANDO M. LIM	1,142,500
203	JUANITA LIMCHAYSENG	600
204	ROMEO S. LINDAIN	1,100

Stock Transfer Service Inc.
WATERFRONT PHILIPPINES, INCORPORATED
Stockholder MasterList
As of 12/31/2022

Page No.

5

Count	Name	Holdings
205	LIPPO SECURITIES, INC. FAO: SHEN KUO HSU	8,000
206	LIPPO SECURITIES, INC.	56,500
207	KAROLYN LIU	5,500
208	ARMANDO S. LLARINAS	1,100
209	CHRISTOPHER D. LO	3,300
210	ADRIAN LONG	39,600
211	ARTHUR LOPEZ	1
212	JUAN ANTONIO LOPEZ	3,300
213	JOSEFA T. LUA	11,000
214	MAXIMO V. LUCAS	8,800
215	VILMA LUMANOG	2,200
216	LUKE MACABABBAD	3,300
217	MARIO T. MACADAEG	300
218	RENATO B. MAGADIA	200
219	RENO I. MAGADIA	10,000
220	MILAGROS ONG MAGAT	1,000
221	BENJAMIN G. MAGBANUA	1,100
222	GRACE MAGNAYE	16,500
223	GRACE MAGNAYE	5,500
224	LEVI Q. MAGNAYE	2,200
225	MELVIN M. MANALO	2,200
226	EMILIA MANANON	1,100
227	MANUEL H. OSMENA &/OR GRELINE L. OSMENA	100,000
228	MANUEL H. OSMENA &/OR MANUEL L. OSMENA II	1,400,000
229	JESUS B. MARAMARA	2,700
230	MA. MADONNA M. MEDENILLA	5,000
231	RUBEN MEDRANO	100
232	CATALINA ROXAS MELENDRES	6,246,000
233	ROCHELLE V. MENDOZA	200
234	ELIZABETH MERCADO	11,000
235	LAMBERTO B. MERCADO, JR	100
236	MERIDIAN SEC., INC. A/C# 844	200,000
237	METRO ALLIANCE HOLDINGS & EQUITIES, INC.	14,370,000
238	MANUEL S. MILAN	4,400
239	MIZPAH HOLDINGS, INC.	100,000
240	ALBERTO MOGUEL	1,200
241	CONSUELO A. MOPAS	22,000
242	MUI SIN KOH-SEAH &/OR DENNIS CHEE CHIANG SEAH	3,300
243	CRISTINO NAGUIAT, JR.	181,500
244	NG GHIM HWA	4,000
245	LAWRENCE C. NG	10,000
246	BELINDA NGO	5,500
247	NATIVIDAD C. NGUI	4,400
248	VIDA MARIE E. NISPEROS	1,100
249	NOBLE ARCH REALTY AND CONSTRUCTION CORP.	10,000
250	MARCELO S. NUGUID	22,000
251	CARMELO OBCEMEA	10,000
252	TERESITO P. OCAMPO	2,000
253	VENUS DE OCAMPO	20,000
254	OCBC SECURITIES PHILS., INC.	40,000
255	OMAR C. POLINTAN &/OR MELITA POLINTAN	1,100

Stock Transfer Service Inc.
WATERFRONT PHILIPPINES, INCORPORATED
Stockholder MasterList
As of 12/31/2022

Page No.

6

Count	Name	Holdings
256	ONG YU LING	27,500
257	CARMEN ONG	11,000
258	JIMMY G. ONG	4,400
259	STEVEN M. ONG	6,600
260	VICKY ONG	22,000
261	JUANA ONGKA	5,500
262	REMEDIOS S. ORBETA	14,300
263	ORION-SQUIRE CAPITAL, INC. - 0267	200
264	VIRGIE R. ORTEGA	5,500
265	SERGIO R. ORTIZ-LUIS, JR	110
266	CONSUELO G. OSI	2,200
267	DAVID LAO OSMENA	314,600
268	DAVID LAO OSMENA	275,000
269	GLADYS MAY L. OSMENA	39,600
270	HARVEY OSMENA	11,000
271	MANUEL L. OSMENA, II	39,600
272	MANILYNN L. OSMENA	39,600
273	MEGHANN GAIL L. OSMENA	39,600
274	ANTONIO MAPUA OSTREA	5,500
275	VENUS PACIA	11,000
276	PACIFIC CONCORDE CORPORATION	100,000
277	PACIFIC IMAGES, INC.	100,000
278	PACIFIC REHOUSE CORPORATION	100,000
279	PACIFIC WIDE REALTY DEVELOPMENT CORP.	100,000
280	MA. TERESITA M. PALO	4,400
281	GAUDENCIO H. PANALIGAN	11,000
282	VICENTE LIM PANG	1,000
283	PANTALEON NIEVA &/OR ANGELITA NIEVA	3,300
284	ROSE LUZELLE PAPA	200
285	LYDIA C. PASCUA	1,100
286	SANDRA E. PASCUAL	50,000
287	CIRILO E. PASUCAL	11,000
288	PATRICIA MIADO &/OR MARIO ANGEL MIADO	3,300
289	PCD NOMINEE CORP. (FILIPINO)	1,138,139,073
290	PCD NOMINEE CORP. (NON-FILIPINO)	42,540,301
291	MA. THERESA C. PE	11,000
292	ARACELI P. PENAS	1,100
293	PAUL PESTANO	3,300
294	PHILIP NG CLARIN & EVELYN NG LEE	22,000
295	PIERCE INTERLINK SECURITIES, INC.	150,000
296	ELENETTE C. PINGUL	3,300
297	MABEL POBLETE	1,100
298	ARTHUR R. PONSARAN	110
299	AMANDO J. PONSARAN, JR	16,500
300	PORFIRIO G. MACARAEG &/OR MICHAEL MACARAEG	1,100
301	CHARLES M. PRATT	5,500
302	IMELDA M. PRECION	5,000
303	PRIMARY STRUCTURES CORPORATION	16,212,500
304	PUBLIC SEC. CORP.	800
305	DEREK PUERTOLLANO	5,500
306	WINSTON P. PUNZALAN	1,500

Stock Transfer Service Inc.
WATERFRONT PHILIPPINES, INCORPORATED
Stockholder MasterList
As of 12/31/2022

Page No.

7

Count	Name	Holdings
307	QUALITY INVESTMENTS & SECURITIES CORP.	22,000
308	JAIME R. QUIJANO	3,300
309	MAHALIA C. QUINONES	5,000
310	NERISSA C. QUINTANA	11,000
311	RICARDA B. QUIROS	22,000
312	R. COYIUTO SECURITIES, INC.	11,000
313	MELITA G. RAGAS	2,200
314	RCBC T/A# 33-398-0	300
315	REGINA CAPITAL DEVT., CORP. A/C#1845	20,000
316	JOHN PATRICK REGNER	2,200
317	BEVERLY G. REJANTE	1,100
318	RENATO C. ALARCON &/OR VIRGINIA M. ALARCON	5,500
319	RENATO C. GENDRANO &/OR GENDRANO BERNADETTE	55,000
320	REXLON INDUSTRIAL CORPORATION	17,000
321	DAISY S.A REYES	1,100
322	FIDELINA B. REYES	1,000
323	JUANA M. REYES	7,700
324	DOMINADOR A. REYNO	500
325	ILDEFONSO REYNOSO, II	8,800
326	SALVADOR T. RIGOR, JR	7,700
327	CARLOS BENEDICT K. RIVILLA, IV	110
328	ROBERTO ABELLO &/OR MA. ANTONIA ABELLO	5,500
329	BING ROJO	6,700
330	ROLANDO I. LOMBOY &/OR MILAGROS R.LOMBOY	10,000
331	NORA ROSS	200
332	LETICIA ROXAS	1,100
333	RUBEN BALBASTRO &/OR ROSARIO TORRES	5,500
334	RODOLFO V. SAEZ	1,000
335	ERNESTO R. SALAS, JR	22,000
336	DONNIE SALVADOR	600
337	MA. TERESA T. SAN AGUSTIN	3,300
338	FRANCISCO C. SAN DIEGO	50,000
339	AURORA V. SAN JOSE	143,000
340	EPIFANIA G. SANTOS	2,750
341	FLORENCIO SANTOS	2,000
342	ROLANDO S. SANTOS, JR	2,200
343	SAPPHIRE SECURITIES, INC.	4,000
344	SEAFRONT RESOURCES CORP.	33,000
345	SEGUNDO SEANGIO &/OR VIRGINIA SEANGIO	297,000
346	SHAREHOLDERS' ASSOCIATION OF THE PHILIPPINES, INC.	1,000
347	PROSERFINA SIGUENZA	6,600
348	SILVER GREEN INVESTMENTS LTD.	230,000
349	SIMEON SAMSON &/OR CHARLIE RAVALO	5,000
350	GLENN ANTHONY O. SOCO	16,500
351	PABLO SON KENG PO	22,000
352	DELFIN R. SUPAPO, JR	27,500
353	LYDIA J. SY	55,000
354	MICHELLE T. SY	2,200
355	RONALD SY	600
356	LEOPOLDO SY-QUIA, JR	5,000
357	IBURI TADAFUMI	13,750

Stock Transfer Service Inc.
WATERFRONT PHILIPPINES, INCORPORATED
Stockholder MasterList
As of 12/31/2022

Page No. 8

Count	Name	Holdings
358	SEIICHIRO TAKAHASHI	11,000
359	TAN DAISY TIENG	46,500
360	TAN LIN LAY	30,000
361	CARLOS S. TAN	11,000
362	DOUGLAS TAN	1,100
363	EDWARD W. TAN	3,300
364	FATIMA L. TAN	1,100
365	LINDA TAN	5,500
366	MIRABEL TAN	1,100
367	RAYMOND G. TAN	1,100
368	ROSIE TAN	2,300
369	SUZETTE TAN	1,100
370	LOLITA TANSENGCO	1,100
371	STELLA TANSENGCO-SCHAPERO	1,200
372	MACARIO TE	1
373	REYNALDO NAVARRA TECECHIAN	1,000
374	TEE LING KIAT &/OR LEE LIN HO	200
375	FRUTO M. TEODORICO, JR	55,000
376	TERESITA GO &/OR SATURNINA GO	87,000
377	THE WELLEX GROUP, INC.	1,128,466,800
378	RUFINO B. TIANGCO	8,800
379	MERLINDO R. TINAPAY	2,200
380	ELVIRA A. TING	10,000,009
381	ROBERT C. TING	22,000
382	RUBY TING	2,200
383	RAMON A. TINIO	25,000
384	WILLIE TIO	159,500
385	IRMINIA A. TIPGOS	1,100
386	LEONCIO TIU	33,000
387	LUISIANA DELOS SANTOS TONDO	1,100
388	RAYMOND TONG	23,300
389	RUBEN D. TORRES	1,000
390	TRITON SECURITIES CORPORATION	20,000
391	TOMAS F. TUASON, IV	110
392	ELIZABETH TUBALE	1,100
393	TYBALT INVESTMENT LTD.	10,000
394	ALVIN TAN UNJO	88,000
395	UY TIAK ENG	50,000
396	PHILIP L. UY	11,000
397	ROBERTO S. UY	5,500
398	ROBERTO L. UY	50,000
399	ZITA O. UY-TIOCO	2,200
400	AGAPITO R. VALENCIA	6,600
401	JESUS SAN LUIS VALENCIA	1,000
402	FEDELIZA R. VARGAS	1,100
403	SALUD VELORIA	6,600
404	ANTONIO VERZOSA	2,200
405	BENEDICTO V. VIARDO	2,200
406	MA. SALOME VILLASIS	1,000
407	RIZA C. VILLEGAS	110
408	ROBERTO C. VILLEGAS	4,000

Stock Transfer Service Inc.
WATERFRONT PHILIPPINES, INCORPORATED
Stockholder MasterList
As of 12/31/2022

Page No. 9

Count	Name	Holdings
409	WANG YU HUEI	110,000
410	WATERFRONT NOMINEES SDN BHD A/C#6	107,800
411	WATERFRONT NOMINEES SDN BHD A/C#9	20,900
412	WEALTH SECURITIES, INC.	5,500
413	JOHN CRHISTOPHER D. WEIGEL	110,000
414	HELEN F. WILLIMANN	5,000
415	WILSON CHUA &/OR BECKY QUE CHUA	110,000
416	STEVE WOODWARD	39,600
417	LUZ YAMANE	38,500
418	JEFFERSON Y. YAO	11,000
419	YEOH CHEAW TAU	1,100
420	CHARISSA YLAYA	8,800
421	CATHERINE LAO YOUNG	19,800
422	GEORGE U. YOUNG, JR	82,500
423	YU PEK KIAN	11,000
424	YU SIOK HUI	22,000
425	CECILIA CO YU	4,000
426	JOHN BENEDICT O. YU	10,000
427	NEIL JOHN A. YU	50,000
428	JOCELYN L. ZARATE	4,000
429	EUFEMIA ZULUAGA	7,700

Total Stockholders :

2,498,991,753

PSE Disclosure Form 17-12-A - List of Top 100 Stockholders (Common Shares)
Reference: Section 17.12 of the Revised Disclosure Rules

Type of Securities

Common

**For the period
ended**

March 31, 2023

Description of the Disclosure

WPI PSE Disclosure List of Top 100 Stockholders

**Number of Issued and Outstanding Common
Shares**

2,498,991,753

Number of Treasury Common Shares, if any

0

Number of Outstanding Common Shares

2,498,991,753

Number of Listed Common Shares

2,498,991,753

Number of Lodged Common Shares

1,180,679,374

PCD Nominee – Filipino

1,136,109,073

PCD Nominee – Non-Filipino

44,570,301

Number of Certificated Common Shares

1,318,312,379

Change from previous submission

Stock Transfer Service Inc.
WATERFRONT PHILIPPINES, INCORPORATED
List of Top 100 Stockholders
As of 03/31/2023

Page No. 1

Rank	Name	Holdings	Percentage
1	PCD NOMINEE CORP. (FILIPINO)	1,136,109,073	45.46%
2	THE WELLEX GROUP, INC.	1,128,466,800	45.16%
3	PCD NOMINEE CORP. (NON-FILIPINO)	44,570,301	01.78%
4	KENNETH T. GATCHALIAN	30,000,100	01.20%
5	REXLON T. GATCHALIAN	30,000,000	01.20%
6	WESLIE T. GATCHALIAN	30,000,000	01.20%
7	FORUM HOLDINGS CORPORATION	20,626,000	00.83%
8	PRIMARY STRUCTURES CORPORATION	16,212,500	00.65%
9	REXLON GATCHALIAN	14,740,000	00.59%
10	METRO ALLIANCE HOLDINGS & EQUITIES, INC.	14,370,000	00.58%
11	ELVIRA A. TING	10,000,009	00.40%
12	CATALINA ROXAS MELENDRES	6,246,000	00.25%
13	MANUEL H. OSMENA &/OR MANUEL L. OSMENA II	1,400,000	00.06%
14	ROLANDO M. LIM	1,142,500	00.05%
15	FELIPE A CRUZ, JR.	1,100,000	00.04%
16	MARIA CONCEPCION CRUZ	876,000	00.04%
17	FREYSSINET PHILIPPINES, INC.	770,000	00.03%
18	BENSON COYUCO	605,000	00.02%
19	DAVID LAO OSMENA	589,600	00.02%
20	LUCENA B. ENRIQUEZ	552,000	00.02%
21	EMILY LIM	500,000	00.02%
22	DEE HUA T. GATCHALIAN	350,000	00.01%
23	ARTHUR H. OSMENA &/OR JANE Y. OSMENA	330,000	00.01%
24	JOSE YAP &/OR CONCHITA YAP	330,000	00.01%
25	MARVIN J. GIROUARD	330,000	00.01%
26	ANA L. GO	300,000	00.01%

Stock Transfer Service Inc.
WATERFRONT PHILIPPINES, INCORPORATED
List of Top 100 Stockholders
As of 03/31/2023

Page No. 2

Rank	Name	Holdings	Percentage
27	SEGUNDO SEANGIO &/OR VIRGINIA SEANGIO	297,000	00.01%
28	CHARTERED COMMODITIES CORPORATION	294,999	00.01%
29	DOMINGO C GO	275,000	00.01%
30	SILVER GREEN INVESTMENTS LTD.	230,000	00.01%
31	MERIDIAN SEC., INC. A/C# 844	200,000	00.01%
32	GARY GO DYCHIAO	200,000	00.01%
33	CRISTINO NAGUIAT, JR.	181,500	00.01%
34	WILLIE TIO	159,500	00.01%
35	PIERCE INTERLINK SECURITIES, INC.	150,000	00.01%
36	BETO Y. LIM	150,000	00.01%
37	AURORA V. SAN JOSE	143,000	00.01%
38	YAN TO A. CHUA	132,000	00.01%
39	CELY S. LIM	112,200	00.00%
40	DEWEY CHOACHUY, JR	111,300	00.00%
41	JOHN CRHISTOPHER D. WEIGEL	110,000	00.00%
42	WANG YU HUEI	110,000	00.00%
43	WILSON CHUA &/OR BECKY QUE CHUA	110,000	00.00%
44	KENSTAR INDUSTRIAL CORPORATION	110,000	00.00%
45	WATERFRONT NOMINEES SDN BHD A/C#6	107,800	00.00%
46	MANUEL H. OSMENA &/OR GRELINA L. OSMENA	100,000	00.00%
47	MIZPAH HOLDINGS, INC.	100,000	00.00%
48	PACIFIC CONCORDE CORPORATION	100,000	00.00%
49	PACIFIC IMAGES, INC.	100,000	00.00%
50	PACIFIC REHOUSE CORPORATION	100,000	00.00%
51	PACIFIC WIDE REALTY DEVELOPMENT CORP.	100,000	00.00%
52	CATHAY SEC. CO., INC. A/C# 1030	100,000	00.00%

Stock Transfer Service Inc.
WATERFRONT PHILIPPINES, INCORPORATED
List of Top 100 Stockholders
As of 03/31/2023

Page No. 3

Rank	Name	Holdings	Percentage
53	CHESA HOLDINGS, INC.	100,000	00.00%
54	CHONG PENG YNG	100,000	00.00%
55	HANSON G. SO &/OR LARC Y. MARICHI Y. SO	100,000	00.00%
56	CARRIE LIM	100,000	00.00%
57	ALVIN TAN UNJO	88,000	00.00%
58	TERESITA GO &/OR SATURNINA GO	87,000	00.00%
59	GEORGE U. YOUNG, JR	82,500	00.00%
60	ROLANDO D. DE LEON	66,000	00.00%
61	LIPPO SECURITIES, INC.	56,500	00.00%
62	L.M. GARCIA & ASS., INC. A/C# 160	55,000	00.00%
63	LEONG JEE VAN	55,000	00.00%
64	LIM TAY	55,000	00.00%
65	EDILBERTO &/OR ROSITA TANYU &/OR WELLINGTON HO VELASCO	55,000	00.00%
66	RENATO C. GENDRANO &/OR GENDRANO BERNADETTE	55,000	00.00%
67	KIRBY YU LIM	55,000	00.00%
68	FRUTO M. TEODORICO, JR	55,000	00.00%
69	VICKY L. CHAN	55,000	00.00%
70	LYDIA J. SY	55,000	00.00%
71	MA. TERESA P. CRUZ	55,000	00.00%
72	PRIMITIVO C. CAL	55,000	00.00%
73	NEIL JOHN A. YU	50,000	00.00%
74	SANDRA E. PASCUAL	50,000	00.00%
75	ROBERTO L. UY	50,000	00.00%
76	FRANCISCO C. SAN DIEGO	50,000	00.00%
77	UY TIAK ENG	50,000	00.00%
78	EBC SECURITIES CORPORATION	48,400	00.00%

Stock Transfer Service Inc.
WATERFRONT PHILIPPINES, INCORPORATED
List of Top 100 Stockholders
As of 03/31/2023

Page No. 4

Rank	Name	Holdings	Percentage
79	TAN DAISY TIENG	46,500	00.00%
80	EAST ASIA OIL & MINING COMPANY, INC.	40,000	00.00%
81	OCBC SECURITIES PHILS., INC.	40,000	00.00%
82	ADRIAN LONG	39,600	00.00%
83	GLADYS MAY L. OSMENA	39,600	00.00%
84	JAY JACOBS	39,600	00.00%
85	ROBERT KLING	39,600	00.00%
86	STEVE WOODWARD	39,600	00.00%
87	MEGHANN GAIL L. OSMENA	39,600	00.00%
88	MANILYNN L. OSMENA	39,600	00.00%
89	MANUEL L. OSMENA, II	39,600	00.00%
90	LUZ YAMANE	38,500	00.00%
91	LILY S. HO	36,300	00.00%
92	ABACUS SECURITIES CORPORATION	35,200	00.00%
93	LILIAN HONG	34,000	00.00%
94	LEONCIO TIU	33,000	00.00%
95	INTERNATIONAL POLYMER CORPORATION	33,000	00.00%
96	SEAFRONT RESOURCES CORP.	33,000	00.00%
97	ARTURO GUANZON	33,000	00.00%
98	TAN LIN LAY	30,000	00.00%
99	RAMONCITO ARCEO	30,000	00.00%
100	RODOLFO B. LEDESMA	30,000	00.00%

Total Top 100 Shareholders :	<u>2,496,892,882</u>	<u>99.91%</u>
------------------------------	----------------------	---------------

Total Issued Shares	<u>2,498,991,753</u>
---------------------	----------------------

WPI000000000 March 31, 2023

OUTSTANDING BALANCES FOR SPECIFIC COMPANY

March 31, 2023

WPI000000000

BPNAME	QUANTITY
UPCC SECURITIES CORP.	115,000
A & A SECURITIES, INC.	845,200
ABACUS SECURITIES CORPORATION	58,453,886
PHILSTOCKS FINANCIAL INC	64,086,537
A. T. DE CASTRO SECURITIES CORP.	34,000
ALL ASIA SECURITIES MANAGEMENT CORP.	202,500
ALPHA SECURITIES CORP.	2,517,000
BA SECURITIES, INC.	1,667,700
AP SECURITIES INCORPORATED	17,919,500
ANSALDO, GODINEZ & CO., INC.	2,785,700
AB CAPITAL SECURITIES, INC.	7,793,500
SB EQUITIES, INC.	3,846,100
ASIA PACIFIC CAPITAL EQUITIES & SECURITIES CORP.	832,800
ASIASEC EQUITIES, INC.	153,000
ASTRA SECURITIES CORPORATION	5,000
BELSON SECURITIES, INC.	4,080,100
JAKA SECURITIES CORP.	8,655,500
BPI SECURITIES CORPORATION	33,251,883
CAMPOS, LANUZA & COMPANY, INC.	2,447,202
SINCERE SECURITIES CORPORATION	1,045,000
CTS GLOBAL EQUITY GROUP, INC.	779,138
TRITON SECURITIES CORP.	35,999,450
IGC SECURITIES INC.	4,279,000
CUALOPING SECURITIES CORPORATION	110,500
DBP-DAIWA CAPITAL MARKETS PHILPPINES, INC.	2,200
DAVID GO SECURITIES CORP.	1,859,000
DIVERSIFIED SECURITIES, INC.	4,443,800
E. CHUA CHIACO SECURITIES, INC.	8,900,500
EQUITABLE SECURIITES (PHILS.) INC.	27,200
EAST WEST CAPITAL CORPORATION	400,000
EASTERN SECURITIES DEVELOPMENT CORPORATION	3,321,200
EQUITIWORLD SECURITIES, INC.	347,600
EVERGREEN STOCK BROKERAGE & SEC., INC.	8,661,100
FIRST ORIENT SECURITIES, INC.	1,367,100
FIRST INTEGRATED CAPITAL SECURITIES, INC.	100
F. YAP SECURITIES, INC.	618,000
AURORA SECURITIES, INC.	876,700
GLOBALINKS SECURITIES & STOCKS, INC.	464,000
JSG SECURITIES, INC.	173,150
GOLDSTAR SECURITIES, INC.	4,365,300
GUILD SECURITIES, INC.	152,000

HDI SECURITIES, INC.	21,993,500
H. E. BENNETT SECURITIES, INC.	2,440,000
HK SECURITIES, INC.	9,100
I. ACKERMAN & CO., INC.	30,000
I. B. GIMENEZ SECURITIES, INC.	527,297
INVESTORS SECURITIES, INC,	1,157,000
IMPERIAL,DE GUZMAN,ABALOS & CO.,INC.	393,800
INTRA-INVEST SECURITIES, INC.	187,400
ASIAN CAPITAL EQUITIES, INC.	56,100
J.M. BARCELON & CO., INC.	921,500
STRATEGIC EQUITIES CORP.	1,003,400
LARRGO SECURITIES CO., INC.	122,000
LUCKY SECURITIES, INC.	263,500
LUYS SECURITIES COMPANY, INC.	1,154,500
MANDARIN SECURITIES CORPORATION	1,593,200
COL Financial Group, Inc.	130,984,956
DA MARKET SECURITIES, INC.	222,200
MERCANTILE SECURITIES CORP.	149,800
MERIDIAN SECURITIES, INC.	2,154,700
MDR SECURITIES, INC.	136,000
REGIS PARTNERS, INC.	66,300
MOUNT PEAK SECURITIES, INC.	20,000
NEW WORLD SECURITIES CO., INC.	2,329,000
OPTIMUM SECURITIES CORPORATION	3,799,650
RCBC SECURITIES, INC.	3,878,300
PAN ASIA SECURITIES CORP.	30,000
PAPA SECURITIES CORPORATION	1,150,200
MAYBANK SECURITIES, INC.	4,861,100
PLATINUM SECURITIES, INC.	23,000
PNB SECURITIES, INC.	1,223,260
PREMIUM SECURITIES, INC.	5,973,600
PRYCE SECURITIES, INC.	12,124
SALISBURY SECURITIES CORPORATION	15,300
QUALITY INVESTMENTS & SECURITIES CORPORATION	15,064,800
R & L INVESTMENTS, INC.	42,000
R. COYIUTO SECURITIES, INC.	6,303,100
REGINA CAPITAL DEVELOPMENT CORPORATION	7,582,876
R. NUBLA SECURITIES, INC.	2,622,500
AAA SOUTHEAST EQUITIES, INCORPORATED	2,206,200
R. S. LIM & CO., INC.	1,048,400
RTG & COMPANY, INC.	176,600
S.J. ROXAS & CO., INC.	1,003,500
SECURITIES SPECIALISTS, INC.	2,200
FIDELITY SECURITIES, INC.	75,500
SUMMIT SECURITIES, INC.	707,300
STANDARD SECURITIES CORPORATION	1,376,200
SUPREME STOCKBROKERS, INC	31,350

TANSENGCO & CO., INC.	720,400
THE FIRST RESOURCES MANAGEMENT & SECURITIES CORP.	37,200
TOWER SECURITIES, INC.	8,771,600
TRANS-ASIA SECURITIES, INC.	1,425,500
APEX PHILIPPINES EQUITIES CORPORATION	5,000
TRENDLINE SECURITIES CORPORATION	11,200
LANDBANK SECURITIES, INC.	2,332,700
UOB KAY HIAN SECURITIES (PHILS.), INC.	3,000,000
E.SECURITIES, INC.	3,300
VENTURE SECURITIES, INC.	216,900
FIRST METRO SECURITIES BROKERAGE CORP.	31,890,890
WEALTH SECURITIES, INC.	7,239,590
WESTLINK GLOBAL EQUITIES, INC.	547,601,440
BERNAD SECURITIES, INC.	369,100
WONG SECURITIES CORPORATION	27,500
YAO & ZIALCITA, INC.	409,200
YU & COMPANY, INC.	1,096,000
BDO SECURITIES CORPORATION	20,806,369
EAGLE EQUITIES, INC.	620,800
GOLDEN TOWER SECURITIES & HOLDINGS, INC.	1,961,576
SOLAR SECURITIES, INC.	6,330,600
G.D. TAN & COMPANY, INC.	16,850,300
PHILIPPINE EQUITY PARTNERS, INC.	2,431,950
UNICAPITAL SECURITIES INC.	1,794,900
SunSecurities, Inc.	400,000
ARMSTRONG SECURITIES, INC.	5,300
TIMSON SECURITIES, INC.	8,286,000
VC SECURITIES CORPORATION	600
CITIBANK N.A.	140,000
STANDARD CHARTERED BANK	885,000
Total:	1,180,679,374

WATERFRONT PHILIPPINES, INCORPORATED AND SUBSIDIARIES

CONSOLIDATED FINANCIAL STATEMENTS
December 31, 2022 and 2021

With Independent Auditors' Report



R.G. Manabat & Co.
The KPMG Center, 6/F
6787 Ayala Avenue, Makati City
Philippines 1209
Telephone +63 (2) 8885 7000
Fax +63 (2) 8894 1985
Internet www.home.kpmg/ph
Email ph-inquiry@kpmg.com

REPORT OF INDEPENDENT AUDITORS

The Board of Directors and Stockholders
Waterfront Philippines, Incorporated
No. 1 Waterfront Drive
Off Salinas Drive, Lahug
Cebu City, Philippines

Opinion

We have audited the consolidated financial statements of Waterfront Philippines, Incorporated and Subsidiaries (the Group), which comprise the consolidated statements of financial position as at December 31, 2022 and 2021, and the consolidated statements of profit or loss and other comprehensive income, changes in equity and cash flows for each of the three years in the period ended December 31, 2022, and notes, comprising significant accounting policies and other explanatory information.

In our opinion, the accompanying consolidated financial statements present fairly, in all material respects, the consolidated financial position of the Group as at December 31, 2022 and 2021, and its consolidated financial performance and its consolidated cash flows for each of the three years in the period ended December 31, 2022, in accordance with Philippine Financial Reporting Standards (PFRSs).

Basis for Opinion

We conducted our audit in accordance with Philippine Standards on Auditing (PSAs). Our responsibilities under those standards are further described in the *Auditors' Responsibilities for the Audit of the Consolidated Financial Statements* section of our report. We are independent of the Group in accordance with the Code of Ethics for Professional Accountants in the Philippines (Code of Ethics), together with the ethical requirements that are relevant to our audit of the consolidated financial statements in the Philippines, and we have fulfilled our other ethical responsibilities in accordance with these requirements and the Code of Ethics. We believe that the audit evidence we have obtained is sufficient and appropriate to provide a basis for our opinion.

Firm Regulatory Registration & Accreditation:
PRC-BOA Registration No. 0003, valid until November 21, 2023
SEC Accreditation No. 0003-SEC, Group A, valid for five (5) years covering the audit of 2020 to 2024
financial statements (2019 financial statements are covered by SEC Accreditation No. 0004-FR-5)
IC Accreditation No. 0003-IC, Group A, valid for five (5) years covering the audit of 2020 to 2024
financial statements (2019 financial statements are covered by IC Circular Letter (CL) No. 2019-39, Transition clause)
BSP Accreditation No. 0003-BSP, Group A, valid for five (5) years covering the audit of 2020 to 2024
financial statements (2019 financial statements are covered by BSP Monetary Board Resolution No. 2161, Transition clause)



Key Audit Matters

Key audit matters are those matters that, in our professional judgment, were of most significance in our audit of the consolidated financial statements of the current period. These matters were addressed in the context of our audit of the consolidated financial statements as a whole, and in forming our opinion thereon, and we do not provide a separate opinion on these matters.

Revenue Recognition

(P1.49 billion, see consolidated statement of profit or loss and other comprehensive income and Notes 23 and 24 to the consolidated financial statements)

The Risk

The Group's revenue transactions are not complex and no significant judgment is applied over the amounts recorded. However, market expectations and profit-based targets may place pressure on management to distort revenue recognition. There is potential risk of management override to achieve revenue targets.

Our Response

As part of our audit procedures, we evaluated and tested the relevant key management controls over the completeness, existence and accuracy of revenue recognized in the consolidated financial statements. We performed substantive analytical procedures, cutoff testing procedures to ensure whether transactions occurring near yearend were recorded in the proper period and journal entries testing procedures around revenue to identify any unusual or irregular items posted in the accounting records. We also assessed whether the Group's revenue recognition policies and disclosures are in accordance with PFRSs.

Valuation of Property and Equipment

(P11.00 billion, see consolidated statement of financial position and Note 9 to the consolidated financial statements)

The Risk

The Group's land, land improvements, hotel buildings and improvements, furniture, fixtures and equipment, and transportation equipment are measured using the revaluation model which is based on fair values. The models applied to determine the fair value of property and equipment are complex and sensitive to assumptions. Accordingly, we placed significant focus during the audit on the fair value measurement because the amounts involved are material and significant judgments were applied in the assessment.

Our Response

As part of our audit procedures, we evaluated the objectivity, knowledge, skills and ability of the independent external appraisers and determined whether they are accredited by Philippine Stock Exchange. We evaluated the appraisal reports issued by the independent external appraisers by testing the completeness and accuracy of underlying data used, assessing the appropriateness of the valuation methods applied and the assumptions in determining the fair values and considered whether these were in accordance with PFRSs.

We estimated potential differences between the appraised values per appraisal report and the results of our independent calculation, and made an assessment on the reasonableness of the Group's conclusion that carrying amounts still do not differ materially from fair values at the reporting date. We also assessed the adequacy of the Group's disclosures whether they met the requirements under the PFRSs.



Capitalization of Costs on Construction

(P896.30 million, see consolidated statement of financial position and Note 9 to the consolidated financial statements)

The Risk

The subsidiary has incurred significant costs in relation to the reconstruction and restoration project of its hotel property. Costs amounting to P896.30 million have been capitalized as construction-in-progress under property and equipment as at December 31, 2022. We focused on this area because there is a risk that costs are not appropriately capitalized in accordance with PFRSs, including the requirement to only capitalize overheads and other charges which are directly attributable to the construction activities.

Our Response

As part of our audit procedures, we obtained the certified progress report from the subsidiary's engineering department and vouched on a sampling basis capitalized costs to supporting documents such as progress billings from contractors. We also evaluated the design and implementation of management controls to address the risk of inappropriate capitalization of costs. We also considered the adequacy of the subsidiary's disclosures and determined whether they met the disclosure requirements under the PFRSs.

Other Information

Management is responsible for the other information. The other information comprises the information included in the Securities and Exchange Commission (SEC) Form 20-IS (Definitive Information Statement), SEC Form 17-A and Annual Report for the year ended December 31, 2022 but does not include the consolidated financial statements and our auditors' report thereon. The SEC Form 20-IS (Definitive Information Statement), SEC Form 17-A and Annual Report for the year ended December 31, 2022 are expected to be made available to us after the date of this auditors' report.

Our opinion on the consolidated financial statements does not cover the other information and we will not express any form of assurance conclusion thereon.

In connection with our audit of the consolidated financial statements, our responsibility is to read the other information identified above when it becomes available and, in doing so, consider whether the other information is materially inconsistent with the consolidated financial statements or our knowledge obtained in the audit, or otherwise appears to be materially misstated.

Responsibilities of Management and Those Charged with Governance for the Consolidated Financial Statements

Management is responsible for the preparation and fair presentation of the consolidated financial statements in accordance with PFRSs, and for such internal control as management determines is necessary to enable the preparation of consolidated financial statements that are free from material misstatement, whether due to fraud or error.

In preparing the consolidated financial statements, management is responsible for assessing the Group's ability to continue as a going concern, disclosing, as applicable, matters related to going concern and using the going concern basis of accounting unless management either intends to liquidate the Group or to cease operations, or has no realistic alternative but to do so.



Those charged with governance are responsible for overseeing the Group's financial reporting process.

Auditors' Responsibilities for the Audit of the Consolidated Financial Statements

Our objectives are to obtain reasonable assurance about whether the consolidated financial statements as a whole are free from material misstatement, whether due to fraud or error, and to issue an auditors' report that includes our opinion. Reasonable assurance is a high level of assurance, but is not a guarantee that an audit conducted in accordance with PSAs will always detect a material misstatement when it exists. Misstatements can arise from fraud or error and are considered material if, individually or in the aggregate, they could reasonably be expected to influence the economic decisions of users taken on the basis of these consolidated financial statements.

As part of an audit in accordance with PSAs, we exercise professional judgment and maintain professional skepticism throughout the audit. We also:

- Identify and assess the risks of material misstatement of the consolidated financial statements, whether due to fraud or error, design and perform audit procedures responsive to those risks, and obtain audit evidence that is sufficient and appropriate to provide a basis for our opinion. The risk of not detecting a material misstatement resulting from fraud is higher than for one resulting from error, as fraud may involve collusion, forgery, intentional omissions, misrepresentations, or the override of internal control.
- Obtain an understanding of internal control relevant to the audit in order to design audit procedures that are appropriate in the circumstances, but not for the purpose of expressing an opinion on the effectiveness of the Group's internal control.
- Evaluate the appropriateness of accounting policies used and the reasonableness of accounting estimates and related disclosures made by management.
- Conclude on the appropriateness of management's use of the going concern basis of accounting and, based on the audit evidence obtained, whether a material uncertainty exists related to events or conditions that may cast significant doubt on the Group's ability to continue as a going concern. If we conclude that a material uncertainty exists, we are required to draw attention in our auditors' report to the related disclosures in the consolidated financial statements or, if such disclosures are inadequate, to modify our opinion. Our conclusions are based on the audit evidence obtained up to the date of our auditors' report. However, future events or conditions may cause the Group to cease to continue as a going concern.
- Evaluate the overall presentation, structure and content of the consolidated financial statements, including the disclosures, and whether the consolidated financial statements represent the underlying transactions and events in a manner that achieves fair presentation.
- Obtain sufficient appropriate audit evidence regarding the financial information of the entities or business activities within the Group to express an opinion on the consolidated financial statements. We are responsible for the direction, supervision and performance of the group audit. We remain solely responsible for our audit opinion.



We communicate with those charged with governance regarding, among other matters, the planned scope and timing of the audit and significant audit findings, including any significant deficiencies in internal control that we identify during our audit.

We also provide those charged with governance with a statement that we have complied with relevant ethical requirements regarding independence, and communicate with them all relationships and other matters that may reasonably be thought to bear on our independence, and where applicable, actions taken to eliminate threats or safeguards applied.

From the matters communicated with those charged with governance, we determine those matters that were of most significance in the audit of the consolidated financial statements of the current period and are therefore the key audit matters. We describe those matters in our auditors' report unless law or regulation precludes public disclosure about the matter or when, in extremely rare circumstances, we determine that a matter should not be communicated in our report because the adverse consequences of doing so would reasonably be expected to outweigh the public interest benefits of such communication.

The engagement partner on the audit resulting in this independent auditors' report is Darwin P. Virocel.

R.G. MANABAT & CO.

DARWIN P. VIROCEL

Partner

CPA License No. 0094495

SEC Accreditation No. 94495-SEC, Group A, valid for five (5) years
covering the audit of 2019 to 2023 financial statements

Tax Identification No. 912-535-864

BIR Accreditation No. 08-001987-031-2022

Issued June 27, 2022; valid until June 27, 2025

PTR No. MKT 9563853

Issued January 3, 2023 at Makati City

May 2, 2023

Makati City, Metro Manila



R.G. Manabat & Co.
The KPMG Center, 6/F
6787 Ayala Avenue, Makati City
Philippines 1209
Telephone +63 (2) 8885 7000
Fax +63 (2) 8894 1985
Internet www.home.kpmg/ph
Email ph-inquiry@kpmg.com

REPORT OF INDEPENDENT AUDITORS ON COMPONENTS OF FINANCIAL SOUNDNESS INDICATORS

The Board of Directors and Stockholders
Waterfront Philippines, Incorporated
No. 1 Waterfront Drive
Off Salinas Drive, Lahug
Cebu City, Cebu

We have audited, in accordance with Philippine Standards on Auditing, the consolidated financial statements of Waterfront Philippines, Incorporated and Subsidiaries (the Group) as at and for the years ended December 31, 2022 and 2021, included in this Form 17-A, on which we have rendered our report thereon dated May 2, 2023.

Our audit was made for the purpose of forming an opinion on the consolidated financial statements of the Group taken as a whole. The Supplementary Schedule on Financial Soundness Indicators, including their definitions, formulas, calculation, and their appropriateness or usefulness to the intended users, are the responsibility of the Group's management. These financial soundness indicators are not measures of operating performance defined by Philippine Financial Reporting Standards and may not be comparable to similarly titled measures presented by other companies.

Firm Regulatory Registration & Accreditation:
PRC-BOA Registration No. 0003, valid until November 21, 2023
SEC Accreditation No. 0003-SEC, Group A, valid for five (5) years covering the audit of 2020 to 2024
financial statements (2019 financial statements are covered by SEC Accreditation No. 0004-FR-5)
IC Accreditation No. 0003-IC, Group A, valid for five (5) years covering the audit of 2020 to 2024
financial statements (2019 financial statements are covered by IC Circular Letter (CL) No. 2019-39, Transition clause)
BSP Accreditation No. 0003-BSP, Group A, valid for five (5) years covering the audit of 2020 to 2024
financial statements (2019 financial statements are covered by BSP Monetary Board Resolution No. 2161, Transition clause)



The above schedule is presented for purposes of complying with the Revised Securities Regulation Code Rule 68 and is not a required part of the Group's consolidated financial statements. The components of these financial soundness indicators have been traced to the Group's consolidated financial statements as at and for the years ended December 31, 2022 and 2021 and no material exceptions were noted.

R.G. MANABAT & CO.

A handwritten signature in black ink, appearing to read 'D. Virocel', with a stylized flourish at the end.

DARWIN P. VIROCEL

Partner

CPA License No. 0094495

SEC Accreditation No. 94495-SEC, Group A, valid for five (5) years
covering the audit of 2019 to 2023 financial statements

Tax Identification No. 912-535-864

BIR Accreditation No. 08-001987-031-2022

Issued June 27, 2022; valid until June 27, 2025

PTR No. MKT 9563853

Issued January 3, 2023 at Makati City

May 2, 2023

Makati City, Metro Manila



R.G. Manabat & Co.
The KPMG Center, 6/F
6787 Ayala Avenue, Makati City
Philippines 1209
Telephone +63 (2) 8885 7000
Fax +63 (2) 8894 1985
Internet www.home.kpmg/ph
Email ph-inquiry@kpmg.com

REPORT OF INDEPENDENT AUDITORS ON SUPPLEMENTARY INFORMATION

The Board of Directors and Stockholders
Waterfront Philippines, Incorporated
No. 1 Waterfront Drive
Off Salinas Drive, Lahug
Cebu City, Cebu

We have audited, in accordance with Philippine Standards on Auditing, the consolidated financial statements of Waterfront Philippines, Incorporated and Subsidiaries (the Group) as at and for the year ended December 31, 2022, included in this Form 17-A, on which we have rendered our report thereon dated May 2, 2023.

Our audit was made for the purpose of forming an opinion on the consolidated financial statements of the Group taken as a whole. The supplementary information included in the following accompanying additional components is the responsibility of the Group's management.

1. Reconciliation of Retained Earnings Available for Dividend Declaration (*Annex A*)
2. Map of Conglomerate (*Annex B*)
3. Supplementary Schedules of Annex 68-J (*Annex C*)

Firm Regulatory Registration & Accreditation:

PRC-BOA Registration No. 0003, valid until November 21, 2023

SEC Accreditation No. 0003-SEC, Group A, valid for five (5) years covering the audit of 2020 to 2024
financial statements (2019 financial statements are covered by SEC Accreditation No. 0004-FR-5)

IC Accreditation No. 0003-IC, Group A, valid for five (5) years covering the audit of 2020 to 2024

financial statements (2019 financial statements are covered by IC Circular Letter (CL) No. 2019-39, Transition clause)

BSP Accreditation No. 0003-BSP, Group A, valid for five (5) years covering the audit of 2020 to 2024

financial statements (2019 financial statements are covered by BSP Monetary Board Resolution No. 2161, Transition clause)



The above supplementary information is presented for purposes of complying with the Revised Securities Regulation Code Rule 68 and is not a required part of the Group's consolidated financial statements. Such supplementary information has been subjected to the auditing procedures applied in the audit of the consolidated financial statements and, in our opinion, is fairly stated, in all material respects, in relation to the consolidated financial statements taken as a whole.

R.G. MANABAT & CO.

A handwritten signature in black ink, appearing to read 'D. Virocel', with a stylized flourish at the end.

DARWIN P. VIROCEL

Partner

CPA License No. 0094495

SEC Accreditation No. 94495-SEC, Group A, valid for five (5) years
covering the audit of 2019 to 2023 financial statements

Tax Identification No. 912-535-864

BIR Accreditation No. 08-001987-031-2022

Issued June 27, 2022; valid until June 27, 2025

PTR No. MKT 9563853

Issued January 3, 2023 at Makati City

May 2, 2023

Makati City, Metro Manila

WATERFRONT PHILIPPINES, INCORPORATED AND SUBSIDIARIES
CONSOLIDATED STATEMENTS OF FINANCIAL POSITION

		December 31	
	Note	2022	2021
ASSETS			
Current Assets			
Cash and cash equivalents	4, 21	P583,888,860	P843,795,110
Receivables - net	5, 21	873,865,491	716,698,821
Notes receivable	8, 21	247,382,185	235,272,519
Due from related parties - current portion	8, 21	2,239,921,125	1,651,357,159
Inventories	6	29,102,436	23,869,855
Prepaid expenses and other current assets	7, 21	248,400,444	218,543,288
Total Current Assets		4,222,560,541	3,689,536,752
Noncurrent Assets			
Equity securities - at fair value through other comprehensive income	8, 21	69,943,300	69,943,300
Due from related parties - noncurrent portion	8, 21	3,921,476,815	1,832,205,489
Property and equipment - net	9	11,001,110,315	10,168,008,843
Right-of-use assets - net	24	118,357,933	121,989,349
Deferred tax assets	19	270,406,996	268,485,610
Retirement benefits asset	18	72,916,925	65,503,186
Other noncurrent assets - net	10, 21	731,755,873	784,938,622
Total Noncurrent Assets		16,185,968,157	13,311,074,399
		P20,408,528,698	P17,000,611,151
LIABILITIES AND EQUITY			
Current Liabilities			
Accounts payable and accrued expenses	11, 21	P1,692,671,289	P1,590,246,959
Loans payable - current portion	13, 21, 26	595,000,000	1,010,106,382
Lease liabilities - current portion	21, 24	116,255	1,340,257
Income tax payable		54,330,458	40,276,345
Other current liabilities	12, 21	32,951,372	36,041,241
Total Current Liabilities		2,375,069,374	2,678,011,184
Noncurrent Liabilities			
Loans payable - noncurrent portion	21, 26	2,775,000,000	-
Lease liabilities - net of current portion	21, 24	128,015,290	128,131,544
Deferred tax liabilities	19	2,275,106,979	2,091,539,075
Other noncurrent liabilities	14, 21	463,088,384	432,966,220
Total Noncurrent Liabilities		5,641,210,653	2,652,636,839
		8,016,280,027	5,330,648,023

Forward

December 31			
	Note	2022	2021
Equity Attributable to Equity Holders of the Parent Company			
Capital stock	16	P2,498,991,753	P2,498,991,753
Additional paid-in capital		706,364,357	706,364,357
Revaluation surplus on property and equipment	9	5,348,848,901	5,196,085,893
Retirement benefits reserve		154,436,033	147,014,110
Foreign currency translation adjustment		70,558,260	55,128,777
Fair value reserve		4,284,906	4,284,906
Retained earnings		2,256,905,590	1,847,119,587
Total Equity Attributable to Equity Holders of the Parent Company		11,040,389,800	10,454,989,383
Noncontrolling Interests	16	1,351,858,871	1,214,973,745
Total Equity		12,392,248,671	11,669,963,128
		P20,408,528,698	P17,000,611,151

See Notes to the Consolidated Financial Statements.

WATERFRONT PHILIPPINES, INCORPORATED AND SUBSIDIARIES
CONSOLIDATED STATEMENTS OF PROFIT OR LOSS
AND OTHER COMPREHENSIVE INCOME

		Years Ended December 31		
	Note	2022	2021	2020
REVENUES				
Rent and related income	23, 24	P606,752,740	P606,244,715	P579,468,626
Food and beverage		516,359,149	192,340,989	188,896,549
Rooms		338,806,344	190,570,738	264,800,118
Others		24,522,816	8,631,712	21,467,007
		1,486,441,049	997,788,154	1,054,632,300
COSTS AND EXPENSES OTHER THAN DEPRECIATION, INTEREST, GAINS (LOSSES) AND INCOME TAX EXPENSE (BENEFIT)				
Energy costs		264,122,679	172,802,406	130,162,682
Food and beverage	6	206,876,970	82,413,476	77,803,922
Personnel costs	18	153,542,582	137,429,401	217,561,400
Repairs and maintenance	6	24,848,080	37,926,941	24,478,212
Rooms		20,815,645	8,810,394	17,252,077
Rent	24	12,903,991	7,149,762	12,373,793
Others	17	310,267,138	198,667,246	238,022,662
		993,377,085	645,199,626	717,654,748
INCOME BEFORE DEPRECIATION, INTEREST, GAINS (LOSSES) AND INCOME TAX EXPENSE (BENEFIT)		493,063,964	352,588,528	336,977,552
DEPRECIATION, INTEREST AND GAINS (LOSSES)				
Interest income	4, 8, 23	91,418,445	109,820,710	130,289,367
Reversal of accrual	13	-	415,669,632	-
Gain from insurance claims - net	1, 5	-	-	854,519,803
Impairment losses	5, 8, 10	(308,514)	-	(19,499,721)
Foreign exchange (losses) gains - net		(5,617,637)	(11,218,679)	10,671,294
Interest expense	13, 23, 24, 26	(166,383,473)	(102,881,701)	(169,380,068)
Depreciation	9, 24	(295,364,488)	(333,882,209)	(336,514,813)
		(376,255,667)	77,507,753	470,085,862
INCOME BEFORE INCOME TAX EXPENSE (BENEFIT)		116,808,297	430,096,281	807,063,414
INCOME TAX EXPENSE (BENEFIT)	19	65,925,125	(100,705,358)	123,597,065
NET INCOME		50,883,172	530,801,639	683,466,349

Forward

Years Ended December 31				
	Note	2022	2021	2020
OTHER COMPREHENSIVE INCOME				
Items that will never be reclassified to profit or loss				
Appraisal increase on property and equipment	9	P864,622,641	P1,896,979,057	P1,875,632,000
Remeasurement gains on defined benefit plan	18	10,007,878	17,287,114	27,184,080
Unrealized gains on equity securities at fair value through other comprehensive income	8	-	520,260	1,907,620
Deferred tax effect	19	(218,657,631)	(186,730,490)	(570,844,827)
		655,972,888	1,728,055,941	1,333,878,873
Item that may be reclassified subsequently to profit or loss				
Foreign currency translation differences for foreign operations		15,429,483	8,742,281	(8,317,034)
		671,402,371	1,736,798,222	1,325,561,839
TOTAL COMPREHENSIVE INCOME		P722,285,543	P2,267,599,861	P2,009,028,188
Net income attributable to:				
Equity holders of the Parent Company		P82,789,942	P554,112,411	P394,555,853
Noncontrolling interests	16	(31,906,770)	(23,310,772)	288,910,496
		P50,883,172	P530,801,639	P683,466,349
Total comprehensive income attributable to:				
Equity holders of the Parent Company		P585,400,417	P2,135,453,181	P1,692,071,441
Noncontrolling interests	16	136,885,126	132,146,680	316,956,747
		P722,285,543	P2,267,599,861	P2,009,028,188
EARNINGS PER SHARE -				
Basic and Diluted	20	P0.033	P0.222	P0.158

See Notes to the Consolidated Financial Statements.

WATERFRONT PHILIPPINES, INCORPORATED AND SUBSIDIARIES

CONSOLIDATED STATEMENTS OF CHANGES IN EQUITY

	Years Ended December 31									
	Equity Attributable to Equity Holders of the Parent Company									
	Capital Stock (Note 16)	Additional Paid-in Capital	Revaluation Surplus on Property and Equipment	Retirement Benefits Reserve	Foreign Currency Translation Adjustment	Fair Value Reserve	Retained Earnings	Total	Non- controlling Interests (Note 16)	Total Equity
As at January 1, 2022	P2,498,991,753	P706,364,357	P5,196,085,893	P147,014,110	P55,128,777	P4,284,906	P1,847,119,587	P10,454,989,383	P1,214,973,745	P11,669,963,128
Total Comprehensive Income for the Year										
Net income for the year	-	-	-	-	-	-	82,789,942	82,789,942	(31,906,770)	50,883,172
Other comprehensive income - net of tax effect	-	-	479,759,069	7,421,923	15,429,483	-	-	502,610,475	168,791,896	671,402,371
	-	-	479,759,069	7,421,923	15,429,483	-	82,789,942	585,400,417	136,885,126	722,285,543
Transfer of revaluation surplus absorbed through depreciation for the year - net of tax effect	-	-	(326,996,061)	-	-	-	326,996,061	-	-	-
As at December 31, 2022	P2,498,991,753	P706,364,357	P5,348,848,901	P154,436,033	P70,558,260	P4,284,906	P2,256,905,590	P11,040,389,800	P1,351,858,871	P12,392,248,671

See Notes to the Consolidated Financial Statements.

WATERFRONT PHILIPPINES, INCORPORATED AND SUBSIDIARIES

CONSOLIDATED STATEMENTS OF CHANGES IN EQUITY

Years Ended December 31

	Equity Attributable to Equity Holders of the Parent Company							Total	Non-controlling Interests (Note 16)	Total Equity
	Capital Stock (Note 16)	Additional Paid-in Capital	Revaluation Surplus on Property and Equipment	Retirement Benefits Reserve	Foreign Currency Translation Adjustment	Fair Value Reserve	Retained Earnings			
As at January 1, 2021	P2,498,991,753	P706,364,357	P3,823,685,321	P126,222,421	P46,386,496	P3,995,121	P1,113,890,733	P8,319,536,202	P1,082,827,065	P9,402,363,267
Total Comprehensive Income for the Year										
Net income for the year	-	-	-	-	-	-	554,112,411	554,112,411	(23,310,772)	530,801,639
Other comprehensive income - net of tax effect	-	-	1,551,517,015	20,791,689	8,742,281	289,785	-	1,581,340,770	155,457,452	1,736,798,222
	-	-	1,551,517,015	20,791,689	8,742,281	289,785	554,112,411	2,135,453,181	132,146,680	2,267,599,861
Transfer of revaluation surplus absorbed through depreciation for the year - net of tax effect	-	-	(179,116,443)	-	-	-	179,116,443	-	-	-
As at December 31, 2021	P2,498,991,753	P706,364,357	P5,196,085,893	P147,014,110	P55,128,777	P4,284,906	P1,847,119,587	P10,454,989,383	P1,214,973,745	P11,669,963,128

See Notes to the Consolidated Financial Statements.

WATERFRONT PHILIPPINES, INCORPORATED AND SUBSIDIARIES

CONSOLIDATED STATEMENTS OF CHANGES IN EQUITY

Years Ended December 31

	Equity Attributable to Equity Holders of the Parent Company							Non-controlling Interests (Note 16)	Total Equity
	Capital Stock (Note 16)	Additional Paid-in Capital	Revaluation Surplus on Property and Equipment	Retirement Benefits Reserve	Foreign Currency Translation Adjustment	Fair Value Reserve	Retained Earnings		
As at January 1, 2020	P2,498,991,753	P706,364,357	P2,704,177,114	P108,135,895	P54,703,530	P2,932,577	P552,159,535	P6,627,464,761	P7,393,335,079
Total Comprehensive Income for the Year									
Net income for the year	-	-	-	-	-	-	394,555,853	394,555,853	683,466,349
Other comprehensive income - net of tax effect	-	-	1,286,683,552	18,086,526	(8,317,034)	1,062,544	-	1,297,515,588	1,325,561,839
	-	-	1,286,683,552	18,086,526	(8,317,034)	1,062,544	394,555,853	1,692,071,441	2,009,028,188
Transfer of revaluation surplus absorbed through depreciation for the year - net of tax effect	-	-	(167,175,345)	-	-	-	167,175,345	-	-
As at December 31, 2020	P2,498,991,753	P706,364,357	P3,823,685,321	P126,222,421	P46,386,496	P3,995,121	P1,113,890,733	P8,319,536,202	P9,402,363,267

See Notes to the Consolidated Financial Statements.

WATERFRONT PHILIPPINES, INCORPORATED AND SUBSIDIARIES
CONSOLIDATED STATEMENTS OF CASH FLOWS

		Years Ended December 31		
	Note	2022	2021	2020
CASH FLOWS FROM OPERATING ACTIVITIES				
Income before income tax expense (benefit)		P116,808,297	P430,096,281	P807,063,414
Adjustments for:				
Depreciation	9, 24	295,364,489	333,882,209	336,514,813
Interest expense	13, 23, 24, 26	166,383,473	102,881,701	169,380,068
Unrealized foreign exchange losses (gains) - net		21,058,768	19,968,260	(19,061,098)
Retirement benefits cost	18	4,094,139	6,647,000	10,263,697
Impairment losses	5, 8, 10	308,514	-	19,499,721
Gain from insurance claims - net	1, 5	-	-	(854,519,803)
Reversal of accrual	13	-	(415,669,632)	-
Income due to rent concession	24	(485,346)	(748,125)	(3,474,244)
Interest income	4, 8, 23	(91,418,446)	(109,820,710)	(130,289,367)
		512,113,888	367,236,984	335,377,201
Changes in:				
Receivables		(157,166,670)	(185,741,990)	134,153,525
Inventories		(5,232,581)	(1,168,694)	7,740,997
Prepaid expenses and other current assets		(29,857,156)	(8,006,703)	(5,984,791)
Accounts payable and accrued expenses		(11,018,597)	31,525,751	(266,313,750)
Other current liabilities		(10,419,338)	(9,970,187)	(10,669,087)
		298,419,546	193,875,161	194,304,095
Interest received		5,484,594	1,976,819	7,648,410
Retirement contributions paid		-	-	-
Retirement benefits paid		(1,500,000)	-	(839,815)
Interest paid		(36,400,906)	(59,826,038)	(87,273,039)
Income taxes paid		(88,882,125)	(103,119,684)	(81,337,379)
Net cash provided by operating activities		177,121,109	32,906,258	32,502,272
CASH FLOWS FROM INVESTING ACTIVITIES				
Changes in:				
Other noncurrent assets		53,182,749	(65,113,497)	(166,745,327)
Proceeds from insurance claims on property damage	1	-	-	850,222,546
Equity securities - at fair value through other comprehensive income		-	-	(37,500,000)
Notes receivable		(3,531,198)	(3,481,324)	21,287,524
Due from related parties		(297,338,011)	11,576,697	295,147,009
Deposit for acquisition of land	8	(204,252,800)	-	-
Additions to property and equipment	9	(260,211,904)	(68,054,308)	(276,293,895)
Purchase of option contract	8	(2,104,826,896)	-	-
Net cash (used in) provided by investing activities		(2,816,978,060)	(125,072,432)	686,117,857

Forward

Years Ended December 31				
	Note	2022	2021	2020
CASH FLOWS FROM FINANCING ACTIVITIES				
Loan proceeds	26	P3,050,000,000	P -	P -
Loan payments	26	(690,106,382)	(252,659,575)	(277,659,575)
Payment of lease liabilities	24	(10,065,081)	(448,875)	(4,055,092)
Changes in:				
Due to a related party		-	(3,119,367)	-
Other noncurrent liabilities		30,122,164	14,022,794	64,503,551
Net cash provided by (used in) financing activities		2,379,950,701	(242,205,023)	(217,211,116)
NET (DECREASE) INCREASE IN CASH AND CASH EQUIVALENTS		(259,906,250)	(334,371,197)	501,409,013
CASH AND CASH EQUIVALENTS AT BEGINNING OF YEAR		843,795,110	1,178,166,307	676,757,294
CASH AND CASH EQUIVALENTS AT END OF YEAR	4	P583,888,860	P843,795,110	P1,178,166,307

See Notes to the Consolidated Financial Statements.

WATERFRONT PHILIPPINES, INCORPORATED AND SUBSIDIARIES
NOTES TO THE CONSOLIDATED FINANCIAL STATEMENTS

1. Reporting Entity

Waterfront Philippines, Incorporated (the Parent Company) was incorporated and registered with the Philippine Securities and Exchange Commission (SEC) on September 23, 1994 as an investment holding company. The Parent Company is listed on the Philippine Stock Exchange (PSE) and is 45%-owned by The Wellex Group, Inc. (TWGI), an entity registered and domiciled in the Philippines.

The details of the equity interest of the Parent Company in its subsidiaries as at December 31, 2022 and 2021 are as follows:

	Percentage of Ownership	
	Direct	Indirect
Hotels and Resorts		
Waterfront Cebu City Casino Hotel, Incorporated (WCCCHI)	100	-
Waterfront Mactan Casino Hotel, Incorporated (WMCHI)	100	-
Waterfront Iloilo Hotel Inc. (WIHI)	100	-
Waterfront Puerto Princesa Hotel, Inc. (WPPHI)	100	-
Davao Insular Hotel Company, Inc. (DIHCI)	98	-
Acesite (Phils.) Hotel Corporation (Doing business under the name and style of Waterfront Manila Hotel and Casino) (APHC)	56	-
Grand Ilocandia Resort and Development, Inc. (GIRDI)	54	-
Real Estate		
Acesite Realty, Inc. (formerly CIMA Realty Phils., Inc.) (through direct ownership in APHC)	-	56
Fitness Gym		
Waterfront Wellness Group, Inc. (WWGI)	100	-
International Marketing and Promotion of Casinos		
Waterfront Promotion Limited (WPL)	100	-
Mayo Bonanza, Inc. (MBI)	100	-
Club Waterfront International Limited (CWIL) (through direct ownership in WPL)	-	100
Pastries Manufacturing		
Waterfront Food Concepts, Inc. (WFC)	100	-
Hotel Management and Operation		
Waterfront Hotel Management Corp. (WHMC)	100	-
Waterfront Horizon Corporation (formerly Waterfront Entertainment Corporation) (WHC)	100	-
Pavillion Enterprises Corp. (through direct ownership in APHC)	-	56
Pavillion Leisure and Entertainment Corp. (through direct ownership in APHC)	-	56
Investment Holding Company		
Waterfront Cebu Ventures, Inc. (WCVI)	100	-

All of the above subsidiaries were incorporated and registered in the Philippines except for WPL and its subsidiary, CWIL, which were registered in the Cayman Islands.

Management decided to temporarily cease the operations of MBI, WHMC, WPL, CWIL and GIRD in 2016, 2014, 2003, 2001 and 2000, respectively, due to unfavorable economic conditions.

The registered office of the Parent Company is at No. 1 Waterfront Drive, Off Salinas Drive, Lahug, Cebu City, Philippines.

Status of APHC Operation

On March 18, 2018, a fire broke out in APHC's hotel property that damaged the podium and hotel buildings that resulted to the suspension of its hotel operations. Based on the Fire Certification issued by the Bureau of Fire Protection - National Headquarters on April 23, 2018, the cause of the subject fire was declared and classified as "accidental in nature". APHC incurred casualty losses due to damages on its inventories and hotel property (see Note 9). APHC filed for property damage and business insurance claims from its insurance companies. The amount of insurance claims recoverable amounting to P1.72 billion was confirmed in 2020 amounting to P1.72 billion.

In 2018, APHC started the reconstruction and restoration of the podium and the hotel buildings which are still ongoing as at December 31, 2022. Although, the project completion has been extended due to some delays, the construction activities have not been totally stopped and management expects to complete Phase 1 of the reconstruction project by end of 4th quarter of 2023. The Phase 1 of the project includes the public areas including the lobby, some food and beverage outlets, and the casino area at the ground floor level up to the third floor. A related party, who has a long-term sublease contract with Philippine Amusement and Gaming Corporation (PAGCOR), entered into a long-term lease contract with APHC for the operation of a casino (see Note 8) until 2025. The entire proceeds from insurance coverage claims have been allotted to complete the Phase 1 of the reconstruction work with additional funding expected to be coming from bank borrowings to be guaranteed by an affiliate.

The amenities, guest facilities and the remaining rooms of the hotel building are expected to be completed in Phases 2 and 3 of the reconstruction project. Phases 2 and 3 are expected to be completed by the 2nd quarter of 2024. These two latter phases will be funded by the cash flows generated by the operations and, when necessary, bank borrowings.

With the completion of the reconstruction project, full relaxation of the coronavirus disease 2019 (COVID-19) travel restrictions and the anticipated surge in tourism, the management is confident that it will be able to attract a good share of the incoming tourist markets and provide them with improved facilities and services.

2. Basis of Preparation

Basis of Accounting

These consolidated financial statements of the Parent Company and its subsidiaries, collectively herein referred to as the Group, have been prepared in accordance with Philippine Financial Reporting Standards (PFRSs). They were approved and authorized for issue by the Parent Company's board of directors (BOD) on May 2, 2023.

Details of the Group's accounting policies are included in Note 27.

Basis of Measurement

The consolidated financial statements have been prepared on the historical cost basis except for the following items, which are measured on an alternative basis on each reporting date:

Items	Measurement Basis
Land, land improvements, hotel buildings and improvements, furniture, fixtures and equipment, and transportation equipment	Revalued amount less accumulated depreciation and impairment losses
Financial assets at fair value through other comprehensive income (FVOCI) - equity securities	Fair value
Retirement benefits asset	Fair value of plan assets (FVPA) less the present value of the defined benefits obligation (DBO)

Functional and Presentation Currency

These consolidated financial statements are presented in Philippine peso (PHP), which is the Group's functional currency except for WPL and CWIL, the functional currency of which is the United States dollar (USD). All amounts presented in PHP have been rounded to the nearest peso, unless otherwise indicated.

3. Use of Judgments and Estimates

In preparing these consolidated financial statements, management has made judgments and estimates that affect the application of the Group's accounting policies and the reported amounts of assets, liabilities, income and expenses. Actual results may differ from these estimates.

Estimates and underlying assumptions are reviewed on an ongoing basis. Revisions to estimates are recognized prospectively.

Judgments

Information about judgments in applying accounting policies that have the most significant effects on the amounts recognized in the consolidated financial statements is as follows:

Classifying Financial Instruments

The Group exercises judgment in classifying a financial instrument, or its component parts, on initial recognition as a financial asset, financial liability, or an equity instrument in accordance with the substance of the contractual agreement and the definition of a financial asset, financial liability or an equity instrument. The substance of a financial instrument, rather than its legal form, governs its classification in the consolidated statement of financial position.

Distinguishing Investment Properties and Owner-occupied Properties

The Group determines whether a property qualifies as an investment property. In making its judgment, the Group considers whether the property generates cash flows largely independent of the other assets held by an entity. Owner-occupied properties generate cash flows that are attributable not only to the properties but also to the other assets used in the delivery of services.

Some properties comprise a portion that is held to earn rentals or for capital appreciation and another portion that is held for use in the delivery of services or for administrative purposes. If these portions cannot be sold separately, the property is accounted for as investment property only if an insignificant portion is held for use in the delivery of services or for administrative purposes. Judgment is applied in determining whether ancillary services are so significant that a property does not qualify as investment property. The Group has classified its properties as owner-occupied (see Notes 9, 23 and 24).

Transactions with PAGCOR

The Group has significant transactions with PAGCOR. Under Presidential Decree (PD) No. 1869, otherwise known as the PAGCOR Charter, PAGCOR is exempted from payment of any form of taxes other than the 5.00% franchise tax imposed on the gross revenue or earnings derived by PAGCOR from its operations under the franchise. The amended Revenue Regulations (RR) No. 16-2005 which became effective in 2006, however, provides that gross receipts of PAGCOR shall be subject to the 12.00% value-added tax (VAT). In February 2007, the Philippine Congress amended PD No. 1869 to extend the franchise term of PAGCOR for another twenty-five (25) years but did not include any revocation of PAGCOR's tax exemption privileges as previously provided for in PD No. 1869. In accounting for the Group's transactions with PAGCOR, the Group's management and its legal counsel have made a judgment that the amended PD No. 1869 prevails over the amended RR No. 16-2005 (see Note 23).

Operating Lease Commitments - Group as Lessor

The Group has leased out its commercial spaces to third parties. The Group has determined, based on an evaluation of the terms and conditions of the arrangements such as the lease term not constituting a major part of the economic life of the commercial property and the present value of the minimum lease payments not amounting to substantially all of the fair value of the commercial property, that it retains all the significant risks and rewards of ownership of these commercial spaces and thus, accounts for the contracts as operating leases (see Note 24).

Determining the Lease Term of Contracts with Renewal and Termination Options - Group as Lessee

The Group determines the lease term as the non-cancellable term of the lease, together with any periods covered by an option to extend the lease if it is reasonably certain to be exercised, or any periods covered by an option to terminate the lease, if it is reasonably certain not to be exercised. The Group applies judgment in evaluating whether it is reasonably certain whether or not to exercise the option to renew or terminate the lease. That is, it considers all relevant factors that create an economic incentive for it to exercise either the renewal or termination. After the commencement date, the Group reassesses the lease term if there is a significant event or change in circumstances that is within its control and affects its ability to exercise or not to exercise the option to renew or terminate.

The Group included the renewal period as part of the lease term for lease of its land. There is a reasonable certainty that the Group would exercise its option to renew for the lease because there will be a significant negative effect on its operation if a replacement asset is not readily available (see Note 24).

Provisions and Contingencies

The Group has received assessments from the Bureau of Internal Revenue (BIR) for deficiency taxes and is also a defendant in various legal cases which are still pending resolutions. The Group's management and legal counsels have made a judgment that the positions of the Group are sustainable and, accordingly, believe that the Group does not have a present obligation (legal or constructive) with respect to such assessments and claims (see Note 25).

Classifying Receivables from Related Parties

The Group exercises judgment in classifying the receivables from related parties as under current assets or noncurrent assets based on the expected realization of the receivables. The Group takes into account the credit rating and other financial information about the related parties to assess their ability to settle the Group's outstanding receivables. Related party receivables that are expected to be realized within twelve (12) months after the reporting period or within the Group's normal operating cycle are considered current assets (see Notes 8 and 21).

Recognizing Insurance Claims

APHC recognizes gain on insurance from its damaged property and business interruption claims when it is determined that the amount to be received from the insurance recovery is virtually certain and recognition in the period is appropriate considering the following:

- There is a valid insurance policy for the incident;
- The status of APHC's discussion with the adjuster and the insurance company regarding the claim; and
- The subsequent information that confirms the status of the claim as of the reporting date.

Consolidation of Entities in which the Group Holds 60.00%, 60.00% and 50.00% Voting Rights

Generally, there is a presumption that a majority of voting rights results in control. To support this presumption and when the Group has less than a majority of the voting or similar rights of an investee, the Group considers all relevant facts and circumstances in assessing whether it has power over an investee, including:

- the contractual arrangement(s) with the other vote holders of the investee;
- rights arising from other contractual arrangements; and
- the Group's voting rights and potential voting rights.

The Group owns 60.00%, 60.00% and 50.00% of the voting rights of WCCCHI, WMCHI and DIHCI, respectively. The remaining 40.00%, 40.00% and 50.00% of the voting rights of WCCCHI, WMCHI and DIHCI, respectively, is held by Philippine Bank of Communications (PBCOM) in accordance with the Omnibus Loan and Security Agreement (the Agreement) (see Note 26). The Group assessed that control still exists despite the voting rights percentage by sufficiently dominating the voting power to control the operational and financial decisions of WCCCHI, WMCHI and DIHCI subject to the Agreement because the Group is the single largest shareholder of WCCCHI, WMCHI and DIHCI with 100.00%, 100.00% and 98.00% equity interest, respectively.

Assumptions and Estimation Uncertainties

Information about assumptions and estimation uncertainties that have a significant risk of resulting in a material adjustment to the carrying amounts of assets and liabilities in the next financial year is as follows:

Allowance for Impairment Losses on Financial Instruments

The Group uses the expected credit loss (ECL) model in estimating the level of allowance which includes forecasts of future events and conditions. A credit loss is the difference between the cash flows that are expected to be received discounted at the original effective interest rate (EIR). PFRS 9, *Financial Instruments*, requires the Group to record ECL on all of its financial instruments, either on a 12-month or lifetime basis. The Group applied the simplified approach to receivables from third parties and its related parties and recorded the lifetime ECL. The model represents a probability-weighted estimate of the difference over the remaining life of the receivables. Lifetime ECL is calculated by multiplying the lifetime Probability of Default by Loss Given Default (LGD) and Exposure at Default (EAD). LGD is the magnitude of the likely loss if there is a default. The Group estimates LGD parameters based on the history of recovery rates of claims against defaulted counterparties. EAD represents the expected exposure in the event of a default. The Group derives the EAD from the current exposure to the counterparty. The EAD of a financial asset is its gross carrying amount at the time of default. In addition, management assessed the credit risk of the receivables as at the reporting date as low, therefore the Group did not have to assess whether a significant increase in credit risk has occurred.

Further details on the allowance for impairment losses are disclosed in Notes 5 and 8.

Fair Value Estimation

If the financial instruments are not traded in an active market, the fair value is determined using valuation techniques. Where valuation techniques are used to determine fair values, they are validated and periodically reviewed by qualified personnel independent of the area that created them.

All models are certified before they are used and are calibrated to ensure that outputs reflect actual data and comparative market prices. To the extent practicable, models use only observable data, however areas such as credit risk (both own and counterparty), volatilities and correlations require management to make estimates. Changes in assumptions about these factors could affect reported fair values of financial instruments.

The specific methods and assumptions used by the Group in estimating the fair values of its financial instruments are disclosed in Note 21.

Net Realizable Value (NRV) of Inventories

The Group carries its inventories at NRV whenever such becomes lower than cost due to damage, physical deterioration, obsolescence, changes in price levels or other causes. Estimates of NRV are based on the most reliable evidence available at the time the estimates are made of the amount the inventories are expected to be realized. These estimates take into consideration fluctuation of prices or costs directly relating to events occurring after the reporting date to the extent that such events confirm conditions existing at the reporting date. The NRV is reviewed periodically to reflect the accurate valuation in the financial records.

The carrying value of the inventories are disclosed in Note 6.

Revaluation of Property and Equipment

The Group carries certain classes of property and equipment at fair value, with changes in fair value being recognized in other comprehensive income (OCI). The Group engaged independent valuation specialists to assess fair value. Fair value is determined with references to transactions involving properties of a similar nature, location and condition.

The key assumptions used to determine the fair value of properties are provided in Note 9.

Useful Lives of Property and Equipment

The Group estimates the useful lives of property and equipment based on the period over which the assets are expected to be available for use. The estimated useful lives of property and equipment are reviewed at each reporting date and are updated if expectations differ from previous estimates due to physical wear and tear, technical or commercial obsolescence and legal or other limits on the use of the assets. In addition, estimation of the useful lives of property and equipment is based on the collective assessment of industry practice, internal technical evaluation and experience with similar assets. It is possible, however, that future results of operations could be materially affected by changes in estimates brought about by changes in the factors mentioned above.

The carrying amounts of property and equipment are disclosed in Note 9.

Impairment of Nonfinancial Assets

The Group's policy on estimating the impairment of nonfinancial assets is discussed in Note 27. The Group assesses at each reporting date whether there is an indication that the carrying amount of nonfinancial assets may be impaired or that previously recognized impairment losses may no longer exist or may have decreased. If such indication exists, the recoverable amount is estimated.

The factors that the Group considers important which could trigger an impairment review include the following:

- significant underperformance relative to the expected historical or projected future operating results;
- significant changes in the manner of use of the acquired assets or the strategy for overall business; and
- significant negative industry or economic trends.

The Group believes that the carrying amounts of its nonfinancial assets approximate their recoverable amounts, except for advances to contractors. Further details on the carrying amount of nonfinancial assets are disclosed in Notes 6, 7, 9 and 10.

Retirement Benefits

The cost of the defined benefit pension plan and the present value of the pension obligation are determined using actuarial valuations. An actuarial valuation involves making various assumptions that may differ from actual developments in the future. These include the determination of the discount rate, future salary increases and future pension increases. Due to the complexities involved in the valuation and its long-term nature, a DBO is highly sensitive to changes in these assumptions. All assumptions are reviewed at each reporting date.

The parameter most subject to change is the discount rate. The discount rate assumption is based on the Bankers Association of the Philippines PHP Bloomberg Valuation Reference Rates benchmark reference curve for the government securities market considering average years of remaining working life of the employees as the estimated term of the DBO.

Further details about pension obligations are provided in Note 18.

Deferred Tax Assets

Deferred tax assets are recognized for consolidated financial statement and tax differences to the extent that it is probable that taxable profit will be available against which these differences can be utilized. Significant management judgment is required to determine the amount of deferred tax assets that can be recognized, based upon the likely timing and the level of future taxable profits, together with future tax planning strategies.

Further details on deferred taxes are disclosed in Note 19.

Leases - Estimating the Incremental Borrowing Rate

The Group cannot readily determine the interest rate implicit in the lease, therefore, it uses its Incremental Borrowing Rate (IBR) to measure lease liabilities. The IBR is the rate of interest that the Group would have to pay to borrow over a similar term, and with a similar security, the funds necessary to obtain an asset of a similar value to the right-of-use assets in a similar economic environment. The IBR therefore reflects what the Group 'would have to pay', which requires estimation when no observable rates are available or when they need to be adjusted to reflect the terms and conditions of the lease. The Group estimates the IBR using observable inputs such as market interest rates when available and is required to make certain entity-specific estimates such as a subsidiary's stand-alone credit rating.

Further details on leases are disclosed in Note 24.

4. Cash and Cash Equivalents

This account consists of:

	<i>Note</i>	2022	2021
Cash in banks	21	P286,734,375	P296,308,684
Short-term placements	21	294,078,510	543,503,678
Cash on hand		3,075,975	3,982,748
		P583,888,860	P843,795,110

Cash in banks earn interest at the respective bank deposit rates and are unrestricted and immediately available for use.

Short-term placements earn interest at annual average rate of 0.50% to 5.00% in 2022 and 2021 with average maturities ranging from 30 to 90 days.

Related interest income recognized in the consolidated statement of profit or loss and other comprehensive income amounted to P5.48 million, P1.98 million and P7.56 million in 2022, 2021 and 2020, respectively.

5. Receivables

This account consists of:

	<i>Note</i>	2022	2021
Trade receivables		P369,372,479	P302,932,804
Insurance receivable	1	102,394,446	129,394,446
Advances to employees		980,975	1,438,815
Others		444,059,904	325,875,069
	21	916,807,804	759,641,134
Less allowance for impairment losses on trade receivables	21	42,942,313	42,942,313
		P873,865,491	P716,698,821

Trade receivables are noninterest-bearing and are generally on a 30-day term.

Insurance receivable pertains to insurance claims for the property damage and business interruption.

On March 29, 2022, the Parent Company entered into an agreement with an insurance company for the modification of the payment terms related to the remaining balance of the insurance receivable due to the Parent Company amounting to P129.26 million. The modification provides the insurance receivable to be payable monthly for 28 months starting April 2022 until July 2024 with an interest of 8% per annum and the issuance of post-dated checks for the monthly payments in favor of the Parent Company (see Note 1).

Others include accrued rent income from the lease agreements of WCCCHI and WMCHI with PAGCOR, Social Security System (SSS) benefits paid in advance by the Group to its officers and employees as well as advances to its suppliers.

In assessing the lifetime ECL of the Group's receivables, the Group excluded in its EAD all receivables that were related to long outstanding third party accounts as these were already specifically identified as uncollectible, hence, impaired. Remaining EAD pertains to receivables from related parties in which the Group deemed to have no credit risk. Accounts specifically identified as impaired amounted to nil in 2022 and 2021 and P7.05 million in 2020, recognized and presented as part of "Impairment losses" account in the consolidated statement of profit or loss and other comprehensive income while no amount of ECL was recognized.

Movements in the allowance for impairment losses on trade receivables are as follows:

	2022	2021	2020
Beginning balance	P42,942,313	P42,942,313	P43,420,615
Impairment losses during the year	-	-	7,047,959
Write-offs during the year	-	-	(7,526,261)
Ending balance	P42,942,313	P42,942,313	P42,942,313

6. Inventories

This account consists of:

	2022	2021
Food and beverage	P14,629,835	P9,789,530
Operating supplies	12,860,966	12,798,692
Engineering and maintenance supplies	1,611,635	1,281,633
	P29,102,436	P23,869,855

The Group's inventories are carried at cost, which is lower than the NRV, as at December 31, 2022 and 2021.

The cost of food and beverage charged to profit or loss amounted to P206.88 million, P82.41 million and P77.80 million in 2022, 2021 and 2020, respectively, and is presented as "Food and beverage" account in the consolidated statements of profit or loss and other comprehensive income.

The Group recognized expenses for operating supplies amounting to P15.24 million, P10.44 million and P8.83 million in 2022, 2021 and 2020, respectively, and are presented as "Supplies" under "Other costs and expenses" account in the consolidated statement of profit or loss and other comprehensive income (see Note 17), while the expenses for engineering and maintenance supplies amounting to P24.85 million, P37.93 million and P24.48 million in 2022, 2021 and 2020, respectively, are included under "Repairs and maintenance" account in the consolidated statement of profit or loss and other comprehensive income.

7. Prepaid Expenses and Other Current Assets

This account consists of:

	Note	2022	2021
Input VAT		P170,709,109	P139,756,115
Prepaid taxes		49,863,358	50,697,093
Short-term investments	21	12,995,928	12,957,763
Advances to suppliers		8,814,339	6,505,648
Prepaid expenses		2,285,269	6,213,251
Others		3,732,441	2,413,418
		P248,400,444	P218,543,288

Others include prepayments for maintenance services, subscriptions and association dues.

8. Related Party Transactions

The Group's related party transactions include transactions with its key management personnel (KMP) and related parties in the table below.

Related Party	Relationship with the Group
TWGI	Ultimate Parent
Pacific Rehouse Corporation (PRC)	Stockholder
Crisanta Realty Development Corporation (CRDC)	Under common control
Westland Pacific Properties Corporation (WPPC)	Under common control
Rexlon Realty Group, Inc. (RRGI)	Under common control
Pacific Wide Realty Development Corp. (PWRDC)	Stockholder
Philippine Estates Corporation (PHES)	Under common control
Forum Holdings Corporation (FHC)	Stockholder
Plastic City Industrial Corporation (PCIC)	Under common control
East Asia Oil & Mining Company, Inc. (East Asia)	Stockholder
Waterfront Manila Premier Development, Inc. (WMPD)	Under common control
Wellex Industries Incorporated (WII)	Under common control
Acesite Leisure and Entertainment Corporation (ALEC)	Under common control
Pacific Wide Holdings, Inc. (PWHI)	Under common control

Significant Transactions with Related Parties

The Group's transactions with related parties consist of (in thousands):

Category/Transaction	Year	Note	Amount of the Transaction	Due from Related Parties		Notes Receivable	Equity Securities - at FVOCI	Due to a Related Party	Advances to a Supplier	Advances to Subsidiaries*	Due to Subsidiaries*	Terms and Conditions
Ultimate Parent												
▪ TWGI												
Advances, interest and Settlements	2022	8a	P76,149	P1,047,279	P -	P -	P -	P -	P -	P -	P -	Secured; interest-bearing; due in one year subject to renewal partially impaired
	2021	8a	(12,203)	971,130	-	-	-	-	-	-	-	
	2020	8a	(116,087)	983,333	-	-	-	-	-	-	-	
Stockholders/under Common Control												
▪ PRC												
Advances, interest and Settlements	2022	8a	10,653	595,223	-	-	-	-	-	-	-	Secured; interest-bearing; due in one year; subject to renewal; not impaired
	2021	8a	10,651	584,570	-	-	-	-	-	-	-	
	2020	8a	10,651	573,919	-	-	-	-	-	-	-	
Payment for purchase of Land	2022	8a	-	-	150,000	-	-	-	-	-	-	Unsecured; noninterest-bearing; due on demand; not impaired
	2021	8a	-	-	150,000	-	-	-	-	-	-	
	2020	8a	150,000	-	150,000	-	-	-	-	-	-	
▪ CRDC												
Advances and interest Settlements	2022	8a	215,792	-	638,822	-	-	-	-	-	-	Unsecured; interest-bearing; due in five years; not impaired
	2021	8a	10,660	-	423,030	-	-	-	-	-	-	
	2020	8a	17,174	-	412,370	-	-	-	-	-	-	
▪ WPPC												
Advances and interest	2022	8a	22,400	-	631,075	-	-	-	-	-	-	Unsecured; interest-bearing; due in five years; not impaired
	2021	8a	22,400	-	608,675	-	-	-	-	-	-	
	2020	8a	22,400	-	586,275	-	-	-	-	-	-	
▪ RRGi												
Advances and interest	2022	8a	42,000	500,000	192,500	-	-	-	-	-	-	Secured; interest-bearing; due in three years; not impaired
	2021	8a	42,000	-	650,500	-	-	-	-	-	-	
	2020	8a	42,000	608,500	-	-	-	-	-	-	-	
▪ PWRDC												
Advances	2022	8a, 8b	-	-	-	-	-	-	-	-	-	Secured; noninterest-bearing; due on demand; not impaired
	2021	8a, 8b	-	-	-	-	-	-	-	-	-	
	2020	8a, 8b	(160,000)	-	-	-	-	-	-	-	-	
▪ PHES												
Advances	2022	8b	-	92,054	-	-	-	-	-	-	-	Unsecured; noninterest-bearing; due on demand; not impaired
	2021	8b	-	92,054	-	-	-	-	-	-	-	
	2020	8b	-	92,054	-	-	-	-	-	-	-	
▪ Others												
Advances and interest	2022	8b	1,763	63,639	-	-	-	-	-	-	-	Unsecured; noninterest-bearing; due on demand; not impaired
	2021	8b	1,763	61,877	-	-	-	-	-	-	-	
	2020	8b	723	60,114	-	-	-	-	-	-	-	
▪ WMPD												
Equity securities - at FVOCI	2022	8f	-	-	-	-	50,000	-	-	-	-	Unsecured; noninterest-bearing; due on demand; not impaired
	2021	8f	-	-	-	-	50,000	-	-	-	-	
	2020	8f	37,500	-	-	-	50,000	-	-	-	-	
Purchase of option contract	2022	8j	2,100,000	-	2,100,000	-	-	-	-	-	-	
	2021	8j	-	-	-	-	-	-	-	-	-	
	2020	8j	-	-	-	-	-	-	-	-	-	
▪ WII												
Equity securities - at FVOCI	2022	8f	-	-	-	-	19,943	-	-	-	-	Unsecured; noninterest-bearing; due on demand; not impaired
	2021	8f	520	-	-	-	19,943	-	-	-	-	
	2020	8f	1,908	-	-	-	19,423	-	-	-	-	
▪ ALEC												
Notes receivable	2022	8g	12,109	1,345	-	247,382	-	-	-	-	-	Unsecured; interest-bearing; due in one year; not impaired
	2021	8g	13,252	1,345	-	235,273	-	-	-	-	-	
	2020	8g	(12,363)	-	-	223,366	-	-	-	-	-	
Advances	2022	8e	-	-	-	-	-	-	-	-	-	Unsecured; noninterest-bearing; due on Demand
	2021	8e	3,119	-	-	-	-	-	-	-	-	
	2020	8e	-	-	-	-	-	3,119	-	-	-	
▪ PWHI												
Payment for purchase of land	2022	8k	204,253	-	204,253	-	-	-	-	-	-	

*Eliminated during consolidation

Forward

Category/Transaction	Year	Note	Amount of the Transaction	Due from Related Parties		Notes Receivable	Equity Securities - at FVOCI	Due to a Related Party	Advances to a Supplier	Advances to Subsidiaries*	Due to Subsidiaries*	Terms and Conditions
				Current	Noncurrent							
Subsidiaries												
▪ WCCCHI	2022	8e	P260,832	P -	P -	P -	P -	P -	P -	P -	P462,520	Unsecured; interest-bearing; due in three years
Advances and Settlements	2021	8e	10,220	-	-	-	-	-	-	-	723,352	
	2020	8e	65,903	-	-	-	-	-	-	-	733,572	
▪ DIHCI	2022	8e	(15)	-	-	-	-	-	-	-	14,068	Unsecured; noninterest-bearing; due on Demand
Advances and Settlements	2021	8e	-	-	-	-	-	-	-	-	14,053	
	2020	8e	(10,179)	-	-	-	-	-	-	-	14,053	
▪ APHC	2022	8c	872	-	-	-	-	-	-	187,219	-	Unsecured; noninterest-bearing; due on demand; not impaired
Advances and Settlements	2021	8c	657	-	-	-	-	-	-	186,347	-	
	2020	8c	(4,149)	-	-	-	-	-	-	185,690	-	
▪ GIRD	2022	8e	58	-	-	-	-	-	-	-	196,186	Unsecured; noninterest-bearing; due on Demand
Advances and Settlements	2021	8e	3,005	-	-	-	-	-	-	-	196,244	
	2020	8e	2,369	-	-	-	-	-	-	-	199,249	
▪ WHMC	2022	8e	204,253	-	-	-	-	-	-	204,253	-	Unsecured; noninterest-bearing; due on demand; fully impaired
Deposits for future stock Subscription	2021	8c	-	-	-	-	-	-	-	98,940	-	
	2020	8c	11,503	-	-	-	-	-	-	98,940	-	
▪ WIHI	2022	8c	58	-	-	-	-	-	-	444	-	Unsecured; noninterest-bearing; due on demand; not impaired
Advances and Settlements	2021	8c	64	-	150,000	-	-	-	-	386	-	
	2020	8c	322	-	150,000	-	-	-	-	322	-	
Deposits for future stock Subscription	2022	8d	-	-	-	-	-	-	-	125,000	-	
	2021	8d	-	-	-	-	-	-	-	125,000	-	
	2020	8d	125,000	-	-	-	-	-	-	125,000	-	
▪ WPPHI	2022	8c	58	-	-	-	-	-	-	387	-	Unsecured; noninterest-bearing; due on demand; not impaired
Advances and Settlements	2021	8c	279	-	-	-	-	-	-	329	-	
	2020	8c	50	-	-	-	-	-	-	50	-	
Deposits for future stock Subscription	2022	8d	-	-	-	-	-	-	-	90,620	-	
	2021	8d	-	-	-	-	-	-	-	90,620	-	
	2020	8d	90,620	-	-	-	-	-	-	90,620	-	
▪ MBI	2022	8c	4	-	-	-	-	-	-	4,750	-	Unsecured; noninterest-bearing; due on demand; fully impaired
Advances and Settlements	2021	8c	-	-	-	-	-	-	-	4,746	-	
	2020	8c	-	-	-	-	-	-	-	4,746	-	
Deposits for future stock Subscription	2022	8d	-	-	-	-	-	-	-	35,000	-	
	2021	8d	-	-	-	-	-	-	-	35,000	-	
	2020	8d	-	-	-	-	-	-	-	35,000	-	
▪ WWGI	2022	8c	-	-	-	-	-	-	-	2,061	-	Unsecured; noninterest-bearing; due on demand; fully impaired
Advances and Settlements	2021	8c	-	-	-	-	-	-	-	2,061	-	
	2020	8c	335	-	-	-	-	-	-	2,061	-	
Deposits for future stock Subscription	2022	8d	-	-	-	-	-	-	-	13,000	-	
	2021	8d	-	-	-	-	-	-	-	13,000	-	
	2020	8d	-	-	-	-	-	-	-	13,000	-	
▪ WMCHI	2022	8e	(1,702)	-	-	-	-	-	-	-	299,728	Unsecured; noninterest-bearing; due on Demand
Advances and Settlements	2021	8e	(15,700)	-	-	-	-	-	-	-	298,026	
	2020	8e	(23,166)	-	-	-	-	-	-	-	282,326	

*Eliminated during consolidation

Forward

Category/Transaction	Year	Note	Amount of the Transaction	Due from Related Parties		Notes Receivable	Equity Securities - at FVOCI	Due to a Related Party	Advances to a Supplier	Advances to Subsidiaries*	Due to Subsidiaries*	Terms and Conditions
				Current	Noncurrent							
▪ WHC												
Advances and Settlements	2022	8e	P4,827	P -	P4,827	P -	P -	P -	P -	P -	P4,827	Unsecured; noninterest-bearing; due on Demand
	2021	8e	(815)	-	-	-	-	-	-	-	4,817	
	2020	8e	3	-	-	-	-	-	-	-	4,002	
Deposits for future stock subscription	2022	8d	2,100,000	-	-	-	-	-	-	2,100,000	-	
	2021	8d	-	-	-	-	-	-	-	-	-	
	2020	8d	-	-	-	-	-	-	-	-	-	
▪ WFC												
Advances and Settlements	2022	8c	(3)	-	-	-	-	-	-	1,937	-	Unsecured; noninterest-bearing; due on demand; fully impaired
	2021	8c	-	-	-	-	-	-	-	1,940	-	
	2020	8c	612	-	-	-	-	-	-	1,940	-	
Deposits for future stock subscription	2022	8d	-	-	-	-	-	-	-	6,000	-	
	2021	8d	-	-	-	-	-	-	-	6,000	-	
	2020	8d	-	-	-	-	-	-	-	6,000	-	
▪ WPL												
Advances and Settlements	2022	8e	115	-	-	-	-	-	-	-	194,512	Unsecured; noninterest-bearing; due on Demand
	2021	8e	129	-	-	-	-	-	-	-	194,627	
	2020	8e	128	-	-	-	-	-	-	-	194,756	
▪ WCVI												
Deposits for future stock subscription	2022	8d	-	-	-	-	-	-	-	100	-	Unsecured; noninterest-bearing; due on demand; not impaired
	2021	8d	-	-	-	-	-	-	-	100	-	
	2020	8d	100	-	-	-	-	-	-	100	-	
Allowance for impairment losses	2022		-	(59,619)	-	-	-	-	-	(161,689)	-	
	2021		-	(59,619)	-	-	-	-	-	(161,689)	-	
	2020		(12,452)	(59,619)	-	-	-	-	-	(161,689)	-	
KMP												
▪ Short-term employee Benefits	2022		23,299	-	-	-	-	-	-	-	-	
	2021		35,278	-	-	-	-	-	-	-	-	
	2020		26,825	-	-	-	-	-	-	-	-	
▪ Post-employment Benefits	2022		17,802	-	-	-	-	-	-	-	-	
	2021		3,828	-	-	-	-	-	-	-	-	
	2020		7,257	-	-	-	-	-	-	-	-	
TOTAL	2022	21		P2,239,921	P3,921,477	P247,382	P69,943	P -	P -	P2,609,082	P1,171,841	
TOTAL	2021	21		P1,651,357	P1,832,205	P235,273	P69,943	P -	P -	P402,780	P1,431,119	

*Eliminated during consolidation

a. Interest-bearing Advances to Related Parties

The Group granted interest-bearing advances to TWGI, PRC, CRDC, WPPC and RRGi.

TWGI and PRC

The advances granted to TWGI and PRC were substantially used to finance the acquisition or development of real properties for the Parent Company. These advances are due in one (1) year, subject to renewal. The advances to TWGI charge interest at 4.00% per annum in 2022 and 2021, while the advances to PRC charge interest at 2.00% per annum in 2022 and 2021. TWGI paid P52.42 million in 2022 and 2021, while PRC made no payments in 2022 and 2021.

In a Resolution dated February 5, 2015, the Parent Company, TWGI and PRC entered into a Memorandum of Understanding (MOU) whereby the parties agreed that the outstanding balance of the advances from TWGI and PRC will be settled using parcels of land owned by PRC.

On April 3, 2019, the Parent Company, TWGI and PRC made amendments to the previously issued MOU for the inclusion of the new outstanding liabilities of PWRDC to the Parent Company. The amended MOU stated that PWRDC shall be a party to the said MOU, and all references to any obligation or rights that PWRDC shall have under the said MOU shall be in force. All other terms and conditions shall remain unchanged.

On January 6, 2021, the Parent Company, TWGI, PRC and PWRDC made amendments to the previously issued amended MOU to exclude PWRDC since its outstanding liability was already paid in full in 2020. All other terms and conditions shall remain unchanged.

As at December 31, 2022 and 2021, the fair value of PRC's land based on valuation performed by an accredited independent appraiser, with a recognized and relevant professional qualification and with recent experience in the locations and categories of the land being valued, amounted to P7.76 billion.

On April 11, 2018, TWGI initiated the transfer of certain parcels of land totaling to P96.87 million located in Puerto Princesa, Palawan as partial settlement of the advances. On April 11, 2019, the deed of absolute sale for the transfer of certain parcels of land was signed.

On December 9, 2019, the Group and PRC entered into a Memorandum of Agreement whereby PRC agreed to sell the Group certain parcels of land to settle the advances as indicated in the MOU. In 2020, the Group made partial payments amounting to P150.00 million for the purchase of certain parcels of land.

Interest receivable from TWGI amounted to P277.87 million and P256.36 million as at December 31, 2022 and 2021, respectively, while interest receivable from PRC amounted to P119.71 million and P109.06 million as at December 31, 2022 and 2021, respectively. Interest income recognized in the consolidated statement of profit or loss and other comprehensive income amounted P28.71 million, P30.64 million, P38.22 million in 2022, 2021 and 2020, respectively. Allowance for impairment losses on receivables from TWGI amounted to P59.62 million as at December 31, 2022 and 2021.

CRDC

On December 21, 2015, the Parent Company granted advances to CRDC with an interest of 2.00% and maturity on December 21, 2020. At the end of 2020, the Parent Company extended the maturity of the advances for a period of five (5) years up to December 21, 2025 at an increased rate of 2.55% per annum. On June 9, 2022, the Company granted additional advances to CRDC with an interest of 9% per annum and maturity on June 9, 2027. Interest receivable from CRDC amounted to P79.88 million and P49.78 million as at December 31, 2022 and 2021, respectively. It was agreed that CRDC has the option to pay the balance before maturity date without payment of penalty fees and in case the latter refuses or fails to pay the principal and interest within the time agreed upon, the same shall be due and demandable. Interest income recognized in the separate statement of comprehensive (loss) income amounted to P26.88 million, P9.52 million, P7.47 million in 2022, 2021 and 2020, respectively while accretion income amounted to nil in 2022 and 2021 and P8.81 million 2020.

WPPC

On June 1, 2018, the Parent Company granted advances to WPPC amounting to P500.00 million for general corporate purposes. The advances bear interest at 7.50% per annum and repayable in lump-sum at maturity on June 1, 2021.

On December 31, 2018, the Parent Company granted additional advances to WPPC amounting to P33.83 million for general corporate purposes. The advances bear interest at 7.50% per annum and repayable in lump-sum at maturity. WPPC made no payment in 2022 and 2021.

In 2020, the Parent Company extended the maturity of the advances for a period of 5 years up to December 21, 2025 at a decreased rate of 4.00% per annum.

Interest receivable from WPPC amounted to P131.08 million and P108.68 million as at December 31, 2022 and 2021, respectively. Interest income recognized in the consolidated statement of profit or loss and other comprehensive income amounted to P20.00 million in 2022, 2021 and 2020.

RRGI

On June 1, 2018, WCCCHI extended advances to RRGI amounting to P500.00 million for general corporate purposes. The advances bear interest at 7.50% per annum and repayable in lump-sum at maturity on June 1, 2021. In 2021, WCCCHI extended the maturity of the advances for a period of 2.50 years up to December 31, 2023. Interest receivable from RRGI amounted to P192.50 million and P150.50 million as at December 31, 2022 and 2021, respectively. Interest income recognized in the consolidated statement of profit or loss and other comprehensive income amounted to P37.50 million in 2022, 2021 and 2020.

b. Noninterest-bearing Advances to Related Parties

The Group has noninterest-bearing, collateral-free advances to PWRDC, PHES, FHC, PCIC and East Asia with no fixed term of repayment. The said advances are due and demandable at anytime.

PWRDC

On July 5, 2018, the Parent Company granted a noninterest-bearing, collateral-free advances to PWRDC which is due on demand (see Note 8a). PWRDC paid the full amount in 2020.

PHES, FHC, PCIC and East Asia

The Parent Company has noninterest-bearing, collateral-free advances to PHES, FHC, PCIC and East Asia with no fixed term of repayment. The said advances are due on demand.

The collectability of the aforementioned advances is unconditionally recognized and guaranteed by TWGI, representing the majority stockholder.

c. Advances to Subsidiaries

These mainly represent funds provided to support subsidiaries' daily operations and to finance the construction and completion of certain hotel projects.

d. Deposits to Subsidiaries

These represent amounts set aside that will be used as subscription payments by the Parent Company once the planned increase in the authorized capital stock of the subsidiaries materialize (see Note 21).

e. Due to Subsidiaries/to a Related Party

In the ordinary course of business, the Parent Company obtains noninterest-bearing, collateral-free cash and non-cash advances from related parties for working capital purposes. The above advances are due and demandable at anytime.

On June 1, 2018, the Parent Company received advances from WCCCHI with an interest of 7.50% per annum and maturity on June 1, 2021. In 2021, WCCCHI extended the maturity of the advances for a period of 2.50 years up to December 31, 2023. Accrued interest payable to WCCCHI amounted to P205.42 million and P183.80 million as at December 31, 2022 and 2021, respectively. Interest expense related to the advances recognized in the consolidated statement of profit or loss and other comprehensive income amounted to P19.30 million, P42.00 million and P43.50 million in 2022, 2021 and 2020, respectively.

f. Financial Assets at FVOCI - Equity Securities

The Group has investment in shares of stocks in WMPD amounting to P12.50 million consisting of 12.50 million shares with par value of P1.00 per share as at December 31, 2019. Additional investment was made in 2020 amounting to P37.50 million consisting of 37.50 million shares. This investment is measured at cost due to the lack of reliable estimates of unobserved inputs, less impairment, if any.

In July and August 2005, the BOD of APHC approved the conversion of its net receivables from related parties amounting to P43.30 million into 86.71 million shares of stock of WII which are listed on the PSE. The conversion resulted to a loss on exchange of assets of P31.10 million for APHC. The fair market value of the shares based on closing market price as at December 31, 2022 and 2021 amounted to P19.94 million (see Note 21), resulting in a valuation gain of nil, P0.52 million and P1.91 million in 2022, 2021 and 2020, respectively.

g. Notes Receivable

In 2017, the Group extended a loan to ALEC payable on December 31, 2018, and bear interest at 4.00% per annum. In 2018, the Group extended another interest-bearing loan at 4.00% per annum to ALEC payable at the end of 2019. At the end of 2019, the Group extended the loan, with the same terms as the original loan, to mature at the end of 2020. At the end of 2020, the Group extended another interest-bearing loan at 4.00% per annum to ALEC payable at the end of 2021. At the end of 2021, the Group extended the loan, with the same terms as the original loan, to mature at the end of 2022. At the end of 2022, the Group extended another interest-bearing loan at 4% per annum to ALEC payable at the end of 2023. The related interest income recognized in the consolidated statement of profit or loss and other comprehensive income amounted to P8.58 million, P8.42 million and P8.93 million in 2022, 2021 and 2020, respectively.

h. Omnibus Loan and Security Agreement

On December 21, 2017, the Parent Company, WCCCHI, WMCHI, DIHCI, CRDC and PRC (collectively, the Borrowers) entered into the Agreement with PBCOM for the latter to provide the Borrowers multiple term loan facilities (the Loan Facilities) for general corporate purposes in the maximum aggregate amount of up to P1.50 billion. Certain real estate properties of PRC and CRDC are used as collateral of the Agreement.

On March 22, 2022, the Borrowers entered into a Supplemental Loan Agreement to the Agreement with PBCOM granting the Borrowers additional multiple loan facilities (the New Loan Facilities) for the following purposes: (1) refinancing the outstanding loan obligation; (2) payment of any and all fees, stamps, and other taxes to the execution and delivery of the loan documents in order to implement the refinancing; and, (3) general corporate requirements, in the maximum aggregate amount of P3.05 billion (see Note 26).

i. Lease Agreement with ALEC

APHC and ALEC entered into a seven-year operating lease contract for use of hotel premises. The lease has not commenced yet as APHC's hotel reconstruction is still ongoing as at December 31, 2022 (see Note 1).

j. Purchase of option contract

On February 17, 2022 the BOD authorized the Group to acquire an Option to Purchase (the Option Contract) four (4) hectares of reclaimed land in the Manila Waterfront City at an Option price of P50,000 per square meter and a strike price of P300,000 per square meter. In June 2022, the Group advanced P2.10 billion to WMPD for the Option Contract.

k. Deposit for acquisition of land

On February 17, 2022, the BOD authorized the acquisition of certain parcels of land located in Ternate, Cavite to be used as the future site of a hotel and residential condominiums. On February 23, 2022, the Group entered into memorandum of agreement with PWHL to purchase the said parcels of land for a total consideration of P204,252,800. In June 2022, the Group paid the amount in full. The legal title and the risks and rewards of ownership over the parcels of land have not yet been transferred to Group as at December 31, 2022.

The outstanding balances of related party transactions are generally settled in cash.

9. Property and Equipment

Movements in this account are as follows:

For the Year Ended December 31, 2022									
<i>Measurement Basis:</i>	Land <i>Revalued</i>	Land Improvements <i>Revalued</i>	Leasehold Improvements <i>At Cost</i>	Hotel Buildings and Improvements <i>Revalued</i>	Furniture, Fixtures and Equipment <i>Revalued</i>	Operating Equipment <i>At Cost</i>	Transportation Equipment <i>Revalued</i>	Construction- in-Progress <i>At Cost</i>	Total
Beginning balance	P4,225,586,000	P25,048,186	P25,063,249	P7,434,417,244	P1,453,589,073	P88,391,949	P33,508,152	P644,347,964	P13,929,951,817
Additions	-	-	-	4,660,835	3,590,964	6,040	-	251,954,065	260,211,904
Appraisal increase	500,500,000	5,362,000	-	(38,166,215)	392,262,526	-	4,664,330	-	864,622,641
Ending balance	4,726,086,000	30,410,186	25,063,249	7,400,911,864	1,849,442,563	88,397,989	38,172,482	896,302,029	15,054,786,362
Accumulated Depreciation									
Beginning balance	-	18,328,619	21,643,472	2,315,149,012	1,292,865,380	86,754,040	27,202,451	-	3,761,942,974
Depreciation	-	2,474,858	64,534	211,555,338	73,958,308	199,950	3,480,085	-	291,733,073
Ending balance	-	20,803,477	21,708,006	2,526,704,350	1,366,823,688	86,953,990	30,682,536	-	4,053,676,047
Carrying Amount	P4,726,086,000	P9,606,709	P3,355,243	P4,874,207,514	P482,618,875	P1,443,999	P7,489,946	P896,302,029	P11,001,110,315

For the Year Ended December 31, 2021									
<i>Measurement Basis:</i>	Land <i>Revalued</i>	Land Improvements <i>Revalued</i>	Leasehold Improvements <i>At Cost</i>	Hotel Buildings and Improvements <i>Revalued</i>	Furniture, Fixtures and Equipment <i>Revalued</i>	Operating Equipment <i>At Cost</i>	Transportation Equipment <i>Revalued</i>	Construction- in-Progress <i>At Cost</i>	Total
Beginning balance	P3,304,550,000	P18,679,612	P25,063,249	P6,520,666,617	P1,400,951,560	P88,363,288	P30,120,761	P576,523,365	P11,964,918,452
Additions	-	-	-	-	201,048	28,661	-	67,824,599	68,054,308
Appraisal increase	921,036,000	6,368,574	-	913,750,627	52,436,465	-	3,387,391	-	1,896,979,057
Ending balance	4,225,586,000	25,048,186	25,063,249	7,434,417,244	1,453,589,073	88,391,949	33,508,152	644,347,964	13,929,951,817
Accumulated Depreciation									
Beginning balance	-	17,112,332	21,364,351	2,129,359,384	1,153,926,200	86,492,444	23,437,470	-	3,431,692,181
Depreciation	-	1,216,287	279,121	185,789,628	138,939,180	261,596	3,764,981	-	330,250,793
Ending balance	-	18,328,619	21,643,472	2,315,149,012	1,292,865,380	86,754,040	27,202,451	-	3,761,942,974
Carrying Amount	P4,225,586,000	P6,719,567	P3,419,777	P5,119,268,232	P160,723,693	P1,637,909	P6,305,701	P644,347,964	P10,168,008,843

For the Year Ended December 31, 2020									
<i>Measurement Basis:</i>	Land <i>Revalued</i>	Land Improvements <i>Revalued</i>	Leasehold Improvements <i>At Cost</i>	Hotel Buildings and Improvements <i>Revalued</i>	Furniture, Fixtures and Equipment <i>Revalued</i>	Operating Equipment <i>At Cost</i>	Transportation Equipment <i>Revalued</i>	Construction- in-Progress <i>At Cost</i>	Total
Beginning balance	P1,428,918,000	P18,679,612	P25,063,249	P6,495,645,708	P1,381,734,045	P88,195,431	P30,120,761	P344,635,751	P9,812,992,557
Additions	-	-	-	25,020,909	19,217,515	167,857	-	231,887,614	276,293,895
Appraisal increase	1,875,632,000	-	-	-	-	-	-	-	1,875,632,000
Ending balance	3,304,550,000	18,679,612	25,063,249	6,520,666,617	1,400,951,560	88,363,288	30,120,761	576,523,365	11,964,918,452
Accumulated Depreciation									
Beginning balance	-	15,896,045	21,045,049	1,942,254,837	1,013,819,612	86,120,753	19,672,488	-	3,098,808,784
Depreciation	-	1,216,287	319,302	187,104,547	140,106,588	371,691	3,764,982	-	332,883,397
Ending balance	-	17,112,332	21,364,351	2,129,359,384	1,153,926,200	86,492,444	23,437,470	-	3,431,692,181
Carrying Amount	P3,304,550,000	P1,567,280	P3,698,898	P4,391,307,233	P247,025,360	P1,870,844	P6,683,291	P576,523,365	P8,533,226,271

The Group engaged independent firms of appraisers to determine the fair value of certain classes of property and equipment, specifically land, land improvements, hotel buildings and improvements, furniture, fixtures and equipment and transportation equipment, which are carried at revalued amounts. Fair value was determined by reference to market-based evidence, which is the price that would be received to sell an asset in an orderly transaction between market participants at the measurement date. In determining fair value, an estimate was made in accordance with the prevailing prices for materials, equipment, labor, and contractor's overhead and all other costs associated with acquisition while taking into account the depreciation resulting from physical deterioration, functional and economic obsolescence. The Group's revaluation is done with sufficient regularity to ensure that the carrying amount does not differ materially from that which would be determined using fair value at the end of the reporting period. The date of the latest revaluation was as at December 30, 2022 which resulted to the increase in the gross carrying amount of property and equipment amounting to P864.62 million.

After the fire incident (see Note 1), APHC engaged an independent firm of appraisers to determine the fair value of certain classes of its property and equipment, specifically hotel building and equipment and furniture, fixtures and equipment, that were damaged by fire. The appraisal results show that the estimated market value of property and equipment after the fire (excluding land) amounted to P293.53 million.

Had the following classes of property and equipment been carried at cost less accumulated depreciation, their carrying amounts as at December 31, 2022 and 2021 would have been as follows:

	2022	2021
Hotel buildings and improvements	P3,191,436,425	P3,186,775,590
Land	650,515,909	650,515,909
Furniture, fixtures and equipment	770,437,870	768,909,701
Transportation equipment	16,750,406	14,696,528
Land improvements	1,328,990	1,328,990
	4,630,469,600	4,622,226,718
Accumulated depreciation	(2,482,803,168)	(2,471,902,078)
	P2,147,666,432	P2,150,324,640

Depreciation on cost charged to profit or loss amounted to P75.27 million, P83.14 million and P84.31 million in 2022, 2021 and 2020, respectively. Depreciation on appraisal increase charged to profit or loss amounted to P216.46 million, P247.11 million and P248.57 million in 2022, 2021 and 2020, respectively.

The revaluation increment directly absorbed through casualty losses and depreciation and consequently transferred directly to retained earnings, net of deferred tax effect, amounted to P327.00 million, P179.12 million and P167.18 million in 2022, 2021 and 2020, respectively. The carrying amount of the revaluation surplus amounting to P5.35 billion and P5.20 billion as at December 31, 2022 and 2021, respectively, is not available for distribution to shareholders.

10. Other Noncurrent Assets

This account consists of:

	<i>Note</i>	2022	2021
Advances to contractors		P726,821,527	P784,203,271
Refundable deposits	21	22,472,287	21,557,550
Others	21	28,562,311	25,278,053
		777,856,125	831,038,874
Less allowance for impairment losses on advances to contractors		46,100,252	46,100,252
		P731,755,873	P784,938,622

Advances to contractors pertain to deposits in connection with the reconstruction and restoration of APHC's hotel property and equipment and the renovation work of WCCCHI.

Refundable deposits refer to security deposits on utilities, electricity, rental, returnable containers and others.

Others represent deposits to service providers such as security and janitorial services.

11. Accounts Payable and Accrued Expenses

This account consists of:

	<i>Note</i>	2022	2021
Accrued:			
Interest and penalties	13, 21	P731,875,813	P711,242,831
Salaries, wages and employee benefits	21	67,249,962	35,086,469
Utilities	21	11,555,429	13,175,634
Other accruals	21	27,122,843	23,584,018
Trade payables	21	650,901,517	644,126,075
Local taxes and output VAT		113,735,754	80,696,168
Withholding taxes payable		2,854,549	1,540,991
Service charges	21	1,738,437	1,732,323
Unclaimed wages	21	493,519	510,242
Guest deposits	21	110,025	155,500
Other payables	21	85,033,441	78,396,708
		P1,692,671,289	P1,590,246,959

Trade payables are noninterest-bearing and are normally on 30-day terms and are settled in cash.

Other payables include commissions, sponsorships, gift certificates issued, SSS, Philippine Health Insurance Corporation and Home Development Mutual Fund and sundry payables.

12. Other Current Liabilities

This account consists of:

	<i>Note</i>	2022	2021
Concessionaires' and other deposits	21, 24	P31,244,432	P34,691,478
Deferred income		706,940	285,363
Others	21	1,000,000	1,064,400
		P32,951,372	P36,041,241

Others include a P1.00 million unsecured short-term loan obtained from a local bank in 1996 with interest at prevailing market rate. The proceeds of the loan were used for the working capital requirements of GIRD. GIRD is a defendant in a collection case filed by a local bank involving an unsecured short-term loan obtained. While the case is currently inactive and the latest assessment made by the legal counsel is favorable to GIRD, the payable is still retained until the case is completely dismissed. Management believes that the carrying value of the liability retained in the books as at December 31, 2022 and 2021 sufficiently represents the amount of possible liability that GIRD may settle in the event that this case will ultimately be activated and decided against GIRD.

13. Loan Payable

SSS Loan

On October 28, 1999, the Parent Company obtained a five-year term loan from SSS amounting to P375.00 million originally due on October 29, 2004. The SSS loan bears interest at the prevailing market rate plus 3.00% or 14.50% per annum, whichever is higher. Interest is repriced annually and is payable semi-annually. Initial interest payments are due 180 days from the date of the release of the proceeds of the loan. The repayment of the principal shall be based on eight semi-annual payments, after a 1-year grace period.

The SSS loan was availed to finance the completion of the facilities of WCCCHI. It was secured by a first mortgage over parcels of land owned by WII, a related party and by the assignment of 200.00 million common shares of the Parent Company owned by TWGI. The common shares assigned were placed in escrow in the possession of an independent custodian mutually agreed upon by both parties.

On August 7, 2003, when the total loan obligation to SSS, including penalties and interest, amounted to P605.00 million, the Parent Company was considered in default with the payments of the loan obligations, thus, on the same date, SSS executed a foreclosure proceeding on the mortgaged parcels of land. The SSS's winning bid on the foreclosure sale amounting to P198.00 million was applied to penalties and interest amounting to P74.00 million and P124.00 million, respectively. In addition, the Parent Company accrued penalties charged by SSS amounting to P30.50 million covering the month of August until December 2003, and unpaid interest expense of P32.00 million.

The Parent Company, WII and TWGI were given the right to redeem the foreclosed property within 1 year from October 17, 2003, the date of registration of the certificate of sale. The Parent Company recognized the proceeds of the foreclosure sale as its liability to WII and TWGI. The Parent Company, however, agreed with TWGI to offset this directly against its receivable from the latter. In August 2004, the redemption period for the Parent Company, WII and TWGI expired.

The remaining balance of the SSS loan is secured by the shares of stock of the Parent Company owned by TWGI and shares of stock of WII totaling 235.00 million and 80.00 million shares, respectively.

On May 13, 2004, SSS filed a civil suit against the Parent Company for the collection of the total outstanding loan obligation before the Regional Trial Court (RTC) of Quezon City. SSS likewise asked the RTC of Quezon City for the issuance of a writ of preliminary attachment on the collateral property.

On June 18, 2004, the RTC of Quezon City issued its first order granting SSS's request and the issuance of a writ of preliminary attachment based on the condition that SSS shall post an attachment bond in the amount of P452.80 million. After the lapse of 3 months from the issuance of RTC order, no attachment bond was posted. Thus, on September 16, 2004 and September 17, 2004, the Parent Company filed a Motion to Set Aside Order of Attachment and Amended Motion to Set Aside Order of Attachment, respectively.

On January 10, 2005, the RTC of Quezon City issued its second order denying the Parent Company's petition after finding no compelling grounds to reverse or reconsider its initial findings dated June 18, 2004. In addition, since no writ of preliminary attachment was actually issued for failure of SSS to file a bond on the specified date, the RTC granted SSS an extension of 15 days from receipt of its second order to post the required attachment bond.

On February 10, 2005, SSS filed a Motion for Partial Reconsideration of the Order dated January 10, 2005 requesting that it be allowed to post a real property bond in lieu of a cash/surety bond and asking for another extension of 30 days within which to post the said property bond. On March 7, 2005, the Parent Company filed its opposition to the said Motion.

On July 18, 2005, the RTC of Quezon City issued its third order denying the Parent Company's petition and granted SSS the 30 day extension to post the said attachment bond. Accordingly, on August 25, 2005, the Parent Company filed a Motion for Reconsideration (MR).

On September 12, 2005, the RTC of Quezon City issued its fourth order approving SSS's property bond in the total amount of P452.80 million. Accordingly, the RTC ordered the corresponding issuance of the writ of preliminary attachment. On November 3, 2005, the Parent Company submitted a Petition for Certiorari before the Court of Appeals (CA) seeking the nullification of the orders of the RTC of Quezon City dated June 18, 2004, January 10, 2005, July 18, 2005 and September 12, 2005.

On February 22, 2006, the CA granted the Parent Company's petition for the issuance of the Temporary Restraining Order to enjoin the implementation of the orders of the RTC of Quezon City specifically on the issuance of the writ of preliminary attachment.

On March 28, 2006, the CA granted the Parent Company's petition for the issuance of a writ of preliminary injunction prohibiting the RTC of Quezon City from implementing the questioned orders.

On August 24, 2006, the CA issued a decision granting the Petition for Certiorari filed by the Parent Company on November 3, 2005 and nullifying the orders of the RTC of Quezon City dated June 18, 2004, January 10, 2005, July 18, 2005 and September 12, 2005 and consequently making the writ of preliminary injunction permanent.

Accordingly, SSS filed a Petition for Review on Certiorari on the CA's decision before the Supreme Court (SC).

On November 15, 2006, the First Division of the SC issued a Resolution denying SSS's petition for failure of SSS to sufficiently show that the CA committed any reversible error in its decision which would warrant the exercise of the SC's discretionary appellate jurisdiction.

The Parent Company, at various instances, initiated negotiations with the SSS for restructuring of the loan but was not able to conclude a formal restructuring agreement.

On January 13, 2015, the RTC of Quezon City issued a decision declaring null and void the contract of loan and the related mortgages entered into by the Parent Company with SSS on the ground that the officers and the SSS are not authorized to enter the subject loan agreement. In the decision, the RTC of Quezon City directed the Parent Company to return to SSS the principal amount of loan amounting to P375.00 million and directed the SSS to return to the Parent Company and to its related parties titles and documents held by SSS as collaterals.

On January 22, 2016, SSS appealed with the CA assailing the RTC of Quezon City decision in favor of the Parent Company, et al. SSS filed its Appellant's Brief and the Parent Company filed a Motion for Extension of Time to file Appellee's Brief until May 16, 2016.

On May 16, 2016, the Parent Company filed its Appellee's Brief with the CA, furnishing the RTC of Quezon City and the Office of the Solicitor General with copies. SSS was given a period to reply but it did not file any.

On September 6, 2016, a resolution for possible settlement was received by the Parent Company from the CA. However, on February 7, 2017 a Notice to Appear dated December 7, 2016 was received by the Parent Company from the Philippine Mediation Center Unit - Court of Appeals (PMCU-CA) directing the Parent Company and SSS to appear in person and without counsel at the PMCU-CA on January 23, 2017 to choose their mediator and the date of initial mediation conference and to consider the possibility of settlement. Since the Notice to Appear was belatedly received, the parties were not able to appear before the PMCU-CA.

On February 27, 2017, a Second Notice to Appear issued by the PMCU-CA directing all parties to appear on February 27, 2017 at a specified time was received by the Parent Company only on February 27, 2017 after the specified time of the meeting. The Parent Company failed to appear.

On June 30, 2017, a resolution issued by the CA, resolved to submit the appeal for decision.

On August 30, 2019, the CA rendered its Decision reversing and setting aside the Decision dated January 13, 2015 and Order dated May 11, 2015 rendered by the RTC of Quezon City.

On November 4, 2019, the counsel for the Parent Company, WII and TWGI filed a Petition for Review with the SC.

On February 5, 2020, the SC issued its Resolution requiring SSS to file its Comment. SSS appealed for an extension to file its Comment until March 23, 2020. On August 14, 2020, the counsel for the Parent Company received a copy of the Comment dated June 24, 2020.

On July 26, 2021, the SC rendered a decision in favor of the Parent Company which includes the declaration of the contract of loan and the foreclosure sale as null and void and ordered the following:

- The Parent Company to pay SSS P375.00 million subject to 12.00% legal interest from October 28, 1999 to June 30, 2013, and 6.00% legal interest from July 1, 2013 until full payment; and
- SSS to return to the Parent Company the amount of P35.83 million, subject to a legal interest of 12.00% from the dates that the individual payments were remitted until June 30, 2013, and 6.00% legal interest from July 1, 2013 until full payment.

On January 28, 2022, the SSS filed a Motion for Reconsideration with the SC. On February 2, 2022, the Office of the Solicitor General filed a Manifestation with the SC that it filed/served by electronic means its Motion for Reconsideration due to the physical closure of its offices as a result of the COVID-19 pandemic. As at the date of authorization for issue of the consolidated financial statements, there were no updates on the progress of the foregoing motions filed by the SSS and the Office of the Solicitor General with the SC.

As a result of the SC decision, the Parent Company recognized a reversal of previously accrued interest and penalties on the SSS Loan amounting to P415.67 million as at December 31, 2021. The reversal was recognized and presented as "Reversal of accrual" in the consolidated statement of profit or loss and other comprehensive income.

On September 21, 2022, the SC issued a resolution denying SSS' Motion for Reconsideration with Finality. On December 20, 2022, the SC issued an Entry of Judgment certifying the SC decision made on July 6, 2021 and that the same has, on September 21, 2022, become final and executory and is hereby recorded in the Book of Entries of Judgement.

The Company is hereby ordered to:

- a. submit to the trial court a list of all fruits, income, or dividends received by virtue of the Contract of Loan with Real Estate Mortgage and Option to Convert to Shares of Stock;
- b. provided a computation of all amounts to be paid and a list of all properties to be returned by each party, together with a proposed schedule of payments and reconveyance, over a period which shall not exceed six (6) months from the finality of the SC decision, to be approved by the trial court; and
- c. submit a report to the trial court on each party's compliance with the execution of the SC decision.

Subsequently, the last day for complying with the foregoing directives of the SC was on March 21, 2023. The Company prayed to the SC to grant the Company an extension of 30 days from March 21, 2023, or until April 21, 2023, within which to submit the list of the income received by Company by virtue of the Contract of Loan with Real Estate Mortgage and Option to Convert to Shares of Stock, the computation of amounts to be paid and the list of all properties to be returned, together with a proposed schedule of payments and reconveyance, for approval of the SC.

On April 17, 2023, the Company filed a Manifestation with Motion to Approve Proposed Set-off and Schedule of Reconveyance with the RTC of Quezon City to comply with the orders set out in the SC decision. As at date of the issuance of the separate financial statements, the RTC of Quezon City and the SSS has yet to comment on the motion.

Outstanding principal balance of the loan amounted to P375.00 million as at December 31, 2022 and 2021. Interest expense related to the SSS loan recognized in the consolidated statement of profit or loss and other comprehensive income amounted to P20.63 million in 2022 and 2021 and P60.00 million in 2020. Accrued interest and penalties, presented as part of "Accrued interest and penalties" under "Accounts payable and accrued expenses" account in the consolidated statement of financial position, amounted to P731.88 million and P711.24 million as at December 31, 2022 and 2021, respectively (see Note 11).

14. Other Noncurrent Liabilities

The account consists of:

	<i>Note</i>	2022	2021
Advance rentals	23	P232,439,873	P232,439,873
Concessionaires' deposits	21, 23, 24	144,740,946	137,897,535
Retention payables	21	85,907,565	62,628,812
		P463,088,384	P432,966,220

Retention payables pertain to amounts withheld from contractors which are payable one year from the date of final turnover and acceptance.

15. Segment Information

The Group's operating businesses are organized and managed separately according to hotel property location, with each segment representing a strategic business unit. Segment accounting policies are the same as the policies described primarily in Note 27 to the consolidated financial statements.

The following table presents the revenue and profit information regarding industry segments for the years ended December 31, 2022, 2021 and 2020 and certain asset and liability information regarding industry segments as at December 31, 2022, 2021 and 2020 (in thousands):

	For the Year Ended December 31, 2022						Eliminations	Consolidated
	WCCCHI	WMCHI	DIHCI	Parent Company and Others	APHC and Subsidiaries	Total		
REVENUES								
External sales	P964,670	P295,326	P217,925	P11,389	P -	P1,489,310	(P2,869)	P1,486,441
RESULTS								
Segment operating profit	P396,569	P139,144	P34,576	(P23,985)	(P63,047)	P483,257	P9,807	P493,064
OTHER EXPENSES (INCOME)								
Depreciation	200,299	46,978	25,978	545	21,564	295,364	-	295,364
Interest expense	47,788	9,799	-	165,594	-	223,181	(56,798)	166,383
Foreign exchange losses (gains) – net	-	-	-	5,618	-	5,618	-	5,618
Impairment losses	-	-	-	309	-	309	-	309
Interest income	(58,794)	(5,123)	(289)	(77,386)	(6,624)	(148,216)	56,798	(91,418)
Reversal of excess accrual	-	-	-	-	-	-	-	-
Others – net	-	-	-	(9,807)	-	(9,807)	9,807	-
	189,293	51,654	25,689	84,873	14,940	366,449	9,807	376,256
INCOME TAX EXPENSE (BENEFIT)	51,445	22,817	3,671	(5,548)	(6,460)	65,925	-	65,925
NET INCOME (LOSS)	P155,831	P64,673	P5,216	(P103,310)	(P71,527)	P50,883	P -	P50,883
OTHER INFORMATION								
Segment assets	P6,162,171	P2,331,050	P3,613,098	P10,746,891	P3,974,153	P26,827,363	(P6,689,241)	P20,138,122
Deferred tax assets	52,367	23,684	8,403	186,073	-	270,527	-	270,527
Consolidated Total Assets	P6,214,538	P2,354,734	P3,621,501	P10,932,964	P3,974,153	P27,097,890	(P6,689,241)	P20,408,649
Segment liabilities	P976,816	P362,072	P80,189	P8,060,546	P990,004	P10,469,627	(P4,728,334)	P5,741,293
Deferred tax liabilities	769,465	223,738	847,603	-	434,301	2,275,107	-	2,275,107
Consolidated Total Liabilities	P1,746,281	P585,810	P927,792	P8,060,546	P1,424,305	P12,744,734	(P4,728,334)	P8,016,400
Other Segment Information								
Capital expenditures	P3,906,140	P962,836	P3,382,177	P97,826	P2,652,131	P11,001,110	P -	P11,001,110
Depreciation	200,299	46,978	25,978	545	21,564	295,364	-	295,364

For the Year Ended December 31, 2021								
	WCCCHI	WMCHI	DIHCI	Parent Company and Others	APHC and Subsidiaries	Total	Eliminations	Consolidated
REVENUES								
External sales	P630,583	P273,229	P90,469	P6,376	P -	P1,000,657	(P2,869)	P997,788
RESULTS								
Segment operating profit	P321,972	P126,449	(P19,093)	(P19,397)	(P65,914)	P344,017	P8,572	P352,589
OTHER EXPENSES (INCOME)								
Depreciation	223,515	67,655	21,119	1,055	20,538	333,882	-	333,882
Interest expense	71,038	9,684	-	64,162	-	144,884	(42,002)	102,882
Foreign exchange losses (gains) – net	-	-	-	11,220	(1)	11,219	-	11,219
Impairment losses	-	-	-	-	-	-	-	-
Interest income	(80,233)	(5,373)	(94)	(61,924)	(4,199)	(151,823)	42,002	(109,821)
Reversal of excess accrual	-	-	-	(415,670)	-	(415,670)	-	(415,670)
Others – net	-	-	-	(8,572)	-	(8,572)	8,572	-
	214,320	71,966	21,025	(409,729)	16,338	(86,080)	8,572	(77,508)
INCOME TAX EXPENSE (BENEFIT)	29,337	11,419	(6,645)	(102,402)	(32,414)	(100,705)	-	(100,705)
NET INCOME (LOSS)	P78,315	P43,064	(P33,473)	P492,734	(P49,838)	P530,802	P -	P530,802
OTHER INFORMATION								
Segment assets	P6,637,530	P1,876,807	P3,430,396	P5,801,890	P3,589,214	P21,335,837	(P4,603,712)	P16,732,125
Deferred tax assets	49,077	24,155	16,719	178,520	15	268,486	-	268,486
Consolidated Total Assets	P6,686,607	P1,900,962	P3,447,115	P5,980,410	P3,589,229	P21,604,323	(P4,603,712)	P17,000,611
Segment liabilities	P1,432,203	P336,991	P62,318	P3,022,594	P1,028,193	P5,882,299	(P2,643,190)	P3,239,109
Deferred tax liabilities	828,859	134,456	814,025	(593)	314,792	2,091,539	-	2,091,539
Consolidated Total Liabilities	P2,261,062	P471,447	P876,343	P3,022,001	P1,342,985	P7,973,838	(P2,643,190)	P5,330,648
Other Segment Information								
Capital expenditures	P4,258,723	P636,794	P3,249,114	P98,357	P1,925,021	P10,168,009	P -	P10,168,009
Depreciation	223,515	67,655	21,119	1,055	20,538	333,882	-	333,882

For the Year Ended December 31, 2020								
	WCCCHI	WMCHI	DIHCI	Parent Company and Others	APHC and Subsidiaries	Total	Eliminations	Consolidated
REVENUES								
External sales	P678,644	P286,819	P82,289	P14,294	P -	P1,062,046	(P7,414)	P1,054,632
RESULTS								
Segment operating profit	P298,551	P164,929	(P34,722)	(P20,316)	(P80,233)	P328,209	P8,769	P336,978
OTHER EXPENSES (INCOME)								
Depreciation	223,371	68,391	21,467	1,260	22,026	336,515	-	336,515
Interest expense	98,314	9,574	-	104,994	-	212,882	(43,502)	169,380
Foreign exchange losses (gains) – net	-	18	-	(10,750)	61	(10,671)	-	(10,671)
Impairment losses	2,651	4,397	-	12,452	-	19,500	-	19,500
Gains from insurance claims	-	-	-	-	(854,520)	(854,520)	-	(854,520)
Interest income	(85,077)	(6,717)	(1,831)	(76,222)	(3,944)	(173,791)	43,502	(130,289)
Others – net	-	-	-	(8,769)	-	(8,769)	8,769	-
	239,259	75,663	19,636	22,965	(836,377)	(478,854)	8,769	(470,085)
INCOME TAX EXPENSE (BENEFIT)	24,683	26,276	(16,856)	(12,084)	101,578	123,597	-	123,597
NET INCOME (LOSS)	P34,609	P62,990	(P37,502)	(P31,197)	P654,566	P683,466	P -	P683,466
OTHER INFORMATION								
Segment assets	P5,504,396	P2,071,595	P2,902,172	P5,742,037	P3,278,075	P19,498,275	(P4,422,643)	P15,075,632
Deferred tax assets	54,262	26,402	14,204	72,781	18	167,667	-	167,667
Consolidated Total Assets	P5,558,658	P2,097,997	P2,916,376	P5,814,818	P3,278,093	P19,665,942	(P4,422,643)	P15,243,299
Segment liabilities	P1,518,572	P348,201	P46,645	P3,358,924	P1,048,108	P6,320,450	(P2,462,279)	P3,858,171
Deferred tax liabilities	673,887	233,521	816,168	(774)	259,963	1,982,765	-	1,982,765
Consolidated Total Liabilities	P2,192,459	P581,722	P862,813	P3,358,150	P1,308,071	P8,303,215	(P2,462,279)	P5,840,936
Other Segment Information								
Capital expenditures	P3,321,938	P925,724	P2,717,954	P99,384	P1,468,226	P8,533,226	P -	P8,533,226
Depreciation	223,371	68,391	21,467	1,260	22,026	336,515	-	336,515

16. Capital Stock and Noncontrolling Interests

Capital Stock

Details of capital stock of the Parent Company as at December 31, 2022 and 2021 are as follows:

	Number of Common Shares	Amount
Authorized capital stock: at P1.00 par value per share	5,000,000,000	P5,000,000,000
Issued and outstanding	2,498,991,753	P2,498,991,753

A summary of the Parent Company's securities registration is as follows:

<u>Date of Registration/Listing</u>	<u>Securities</u>
March 17, 1995 (Initial Public Offering)	112.50 million shares On October 7, 1994, the SEC approved the increase in the authorized capital stock of the Parent Company to P450.00 million divided into 450.00 million shares with a par value of P1.00 per share, out of which, 337.50 million shares were already subscribed.
April 18, 1996	944.97 million shares On September 18, 1995, the BOD resolved to increase the authorized capital stock of the Parent Company to P2.00 billion divided into 2.00 billion shares with a par value of P1.00 per share. The purpose of the increase was to finance the construction of WCCCHI's hotel project.
December 15, 1999	888.47 million shares On August 7, 1999, the BOD resolved to increase the authorized capital stock of the Parent Company to P5.00 billion divided into 5.00 billion shares with a par value of P1.00 per share. The purpose of the increase was to accommodate the acquisition of DIHCl's outstanding common shares for 888.47 million shares of the Parent Company with an offer price of P2.03 per share.

On July 20, 2007, the BOD resolved to increase the authorized capital stock of the Parent Company to P10.00 billion with 10.00 billion shares at par value of P1.00 per share. This resolution was ratified by the Parent Company's stockholders owning at least two-thirds of the outstanding capital stock during the annual stockholders' meeting held on August 25, 2007.

In 2009, the BOD passed a resolution temporarily suspending the implementation of the above proposed increase in the authorized capital stock of the Parent Company. As at December 31, 2022, the Parent Company has no updated plans to increase its authorized capital stock, or to modify any issued shares or to exchange them to another class.

The Parent Company has not sold any unregistered securities for the past 3 years. As at December 31, 2022 and 2021, the Parent Company has 2.50 billion shares listed on the PSE and has a total of 431 shareholders and 432 shareholders, respectively.

Noncontrolling Interests (NCIs)

The details of the Group's material NCIs are as follows (in thousands):

	December 31, 2022		December 31, 2021	
	APHC	GIRDI	APHC	GIRDI
Percentage of NCI	44%	46%	44%	46%
Carrying amount of NCI	P1,098,680	P197,494	P963,929	P197,818
Net loss attributable to NCI	(P31,687)	(P324)	(P22,077)	(P564)
Other comprehensive income attributable to NCIs	P166,438	P -	P144,443	P -

The following are the audited condensed financial information of investments in subsidiaries with material NCIs (in thousands):

	December 31, 2022		December 31, 2021	
	APHC	GIRDI	APHC	GIRDI
Total assets	P2,908,670	P467,052	P3,161,427	P467,756
Total liabilities	(1,087,451)	(37,717)	(1,222,125)	(37,716)
Net assets	P1,821,219	P429,335	P1,939,302	P430,040
Revenue	P -	P1,763	P -	P1,763
Net loss	(P74,196)	(P705)	(P49,653)	(P1,226)
Other comprehensive income	-	-	18,933	-
	(P74,196)	(P705)	(P30,720)	(P1,226)
Cash flows used in operating activities	(P4,005,433)	P -	(P96,799)	P -
Cash flows provided by investing activities	3,706,063	-	(125,178)	-
Cash flows used in financing activities	(27,051)	-	(8,835)	-
Net decrease in cash	(P326,421)	P -	(P230,812)	P -

17. Other Costs and Expenses

This account consists of:

	<i>Note</i>	2022	2021	2020
Laundry, valet and other hotel services		P101,039,440	P27,174,393	P32,008,594
Taxes and licenses		56,596,799	50,299,803	66,189,717
Security and other related services		32,543,742	26,670,949	31,888,701
Professional fees		17,680,193	18,643,442	18,094,052
Insurance		17,119,040	14,942,458	13,885,400
Corporate expenses		15,814,848	10,949,759	16,388,650
Supplies	6	15,239,992	10,437,978	8,833,145
Data processing		11,285,567	11,419,553	11,290,352
Commissions		8,940,695	1,836,297	4,916,118
Fuel and oil		7,516,944	2,813,882	2,738,638
Advertising		5,081,211	2,674,646	7,203,921
Representation and entertainment		4,994,044	6,302,901	712,769
Guest amenities		4,437,902	3,383,512	2,791,592
Communications		3,931,116	3,891,658	4,522,231
Transportation and travel		1,612,102	1,808,155	2,638,236
Guest and laundry valet		1,311,694	1,188,053	1,580,568
Meeting expenses		844,655	934,268	736,835
Miscellaneous		4,277,154	3,295,539	11,603,143
		P310,267,138	P198,667,246	P238,022,662

Miscellaneous include recruitment expense and employee association dues.

18. Retirement Benefits Cost

Certain subsidiaries have noncontributory, defined benefit plans (the Plans) covering substantially all of their regular employees with at least 5 years of continuous service. The benefits are based on percentage of the employee's final monthly salary for every year of continuous service depending on the length of stay. Contributions and costs are determined in accordance with the actuarial studies made for the Plans.

The latest independent actuarial valuation of the Plans was as at December 31, 2022, which was prepared using the projected unit credit method. The Plans are administered by independent trustees (the Retirement Plan Trustees) with assets held consolidated for the Group.

The Plans are registered with the BIR as a tax-qualified plan under Republic Act (R.A.) No. 4917, As Amended, otherwise known as "An Act Providing that Retirement Benefits of Employees of Private Firms shall not be Subject to Attachment, Levy, Execution, or any Tax whatsoever."

The reconciliation of the present value of the DBO and the FVPA to the recognized retirement benefits asset as presented in the consolidated statement of financial position is as follows:

2022	DBO	FVPA	Retirement Benefits Asset
Balance, January 1, 2022	P95,616,272	(P161,119,458)	(P65,503,186)
Included in Profit or Loss			
Current service cost	7,303,309	-	7,303,309
Net interest cost (income)	4,657,070	(7,866,240)	(3,209,170)
	11,960,379	(7,866,240)	4,094,139
Included in OCI			
Remeasurement gains on plan assets:			
1. Actuarial gains arising from:			
▪ Changes in demographic assumptions	(12,698,853)	-	(12,698,853)
▪ Experience adjustments	(2,798,560)	-	(2,798,560)
▪ Changes in financial assumptions	(4,703,374)	-	(4,703,374)
2. Return on plan assets excluding interest income	-	10,192,909	10,192,909
	(20,200,787)	10,192,909	(10,007,878)
Others			
Benefits paid from book reserves	(1,500,000)	-	(1,500,000)
Benefits paid from plan assets	(20,645,456)	20,645,456	-
Balance, December 31, 2022	P65,230,408	(P138,147,333)	(P72,916,925)

2021	DBO	FVPA	Retirement Benefits Asset
Balance, January 1, 2021	P109,046,519	(P163,909,591)	(P54,863,072)
Included in Profit or Loss			
Current service cost	8,601,847	-	8,601,847
Net interest cost (income)	3,775,786	(5,730,633)	(1,954,847)
	12,377,633	(5,730,633)	6,647,000
Included in OCI			
Remeasurement gains on plan assets:			
3. Actuarial gains arising from:			
▪ Changes in demographic assumptions	(738,760)	-	(738,760)
▪ Experience adjustments	(3,986,814)	-	(3,986,814)
▪ Changes in financial assumptions	(16,368,063)	-	(16,368,063)
4. Return on plan assets excluding interest income	-	3,806,523	3,806,523
	(21,093,637)	3,806,523	(17,287,114)
Others			
Benefits paid from plan assets	(4,714,243)	4,714,243	-
Balance, December 31, 2021	P95,616,272	(P161,119,458)	(P65,503,186)

The retirement benefits cost recognized in profit or loss in 2022, 2021 and 2020 amounted to P4.09 million, P6.65 million and P10.26 million, respectively, and is presented as part of "Personnel costs" account in the consolidated statement of profit or loss and other comprehensive income.

Personnel costs comprise the following:

	2022	2021	2020
Salaries and wages	P137,245,451	P119,337,169	P192,108,881
Retirement benefits expense	4,094,139	6,647,000	10,263,697
Other employee benefits	12,202,992	11,445,232	15,188,822
	P153,542,582	P137,429,401	P217,561,400

The Group's plan assets consist of the following:

	2022	2021
Debt instruments - government bonds	P85,648,820	P101,922,746
Cash and cash equivalents	23,869,194	26,736,944
Investment in government securities	22,365,663	20,898,877
Deposit in banks	18,667	7,982,415
Equity instruments	898,148	756,001
Investment in other securities and debt instruments	3,618,435	211,508
Debt instruments - other bonds	-	100,067
Other receivables	1,728,406	2,510,900
	P138,147,333	P161,119,458

The principal actuarial assumptions at reporting date are as follows:

	2022	2021
Discount rate	6.94% - 7.16%	4.83% - 5.00%
Salary increase rate	3.00% - 5.00%	3.00% - 5.00%

Assumptions regarding the mortality and disability rates are based on the 1994 Group Annuity Table and the 1952 Disability Table, respectively.

The weighted-average duration of the DBO is 12.95 years and 13.67 years as at December 31, 2022 and 2021, respectively.

Maturity analysis of the benefit payments as at December 31 follows:

	2022	2021
Carrying amount	P65,230,408	P95,616,272
Within one year	P8,819,309	P10,474,997
Within one to five years	32,347,543	28,487,998
Within five to ten years	91,916,148	73,972,376
Contractual cash flows	P133,083,000	P112,935,371

Sensitivity Analysis

Reasonably possible changes at the reporting date to one of the relevant actuarial assumptions, holding other assumptions constant, would have affected the DBO by the amounts shown below:

	2022		2021	
	+1%	-1%	+1%	-1%
Discount rate	(P4,652,554)	P5,265,404	(P7,891,171)	P9,104,942
Salary increase rate	5,477,666	(4,462,464)	9,188,300	(8,145,868)

Although the analysis does not take account of the full distribution of cash flows expected under the Plans, it does provide an approximation of the sensitivity of the assumptions shown.

These respective Plans expose the Group to actuarial risks such as longevity risk, interest rate risk, and market (investment) risk.

Asset-liability Matching

The Retirement Plan Trustees have no specific matching strategy between the plan assets and the plan liabilities.

Funding Policy

The Group is not required to pre-fund the future defined benefits payable under the retirement plans before they become due. However, in the event a benefit claim arises and the respective Plans' fund is insufficient to pay the claim, the shortfall will be paid by the Group directly to the employee-retiree. Hence, the amount and timing of contributions to the respective Plans are at the Group's discretion.

19. Income Taxes

The components of the Group's income tax expense (benefit) are as follows:

	2022	2021	2020
Recognized in Profit or Loss			
Current tax expense			
Current year	P102,936,238	P87,770,599	P95,787,735
Impact of change in tax rate	-	(9,700,778)	-
	102,936,238	78,069,821	95,787,735
Deferred tax (benefit) expense			
Current year	(37,011,113)	(168,251,867)	27,809,330
Impact of change in tax rate	-	(10,523,312)	-
	(37,011,113)	(178,775,179)	27,809,330
	P65,925,125	(P100,705,358)	P123,597,065
Recognized in OCI			
Deferred tax expense			
Current year	P218,657,631	P478,554,937	P570,844,827
Impact of change in tax rate	-	(291,824,447)	-
	P218,657,631	P186,730,490	P570,844,827

The reconciliation of the income tax expense computed at the statutory tax rate to the actual income tax expense (benefit) shown in the consolidated statement of profit or loss and other comprehensive income is as follows:

	2022	2021	2020
Income before income tax expense (benefit)	P116,808,300	P430,096,281	P807,063,414
Statutory tax rate for income tax	20%/25%	20%/25%	30%
Income tax expense at statutory rate	P29,440,523	P107,758,342	P242,119,024
Additions to (reductions in) income tax resulting from the tax effects of:			
Unrecognized deferred tax assets during the year	13,759,813	16,590,736	23,405,779
Nondeductible expenses	4,728,353	12,253,190	12,368,659
Derecognition of net operating loss carry-over (NOLCO) and minimum corporate income tax (MCIT)	(1,747)	-	108,048,907
Change in tax rate	-	(20,224,090)	-
Income not subjected to income tax	(1,369,991)	(104,412,021)	(262,345,304)
Recognition of previously unrecognized deferred tax asset	19,368,174	(112,671,515)	-
	P65,925,125	(P100,705,358)	P123,597,065

On March 26, 2021, the President of the Philippines approved the Corporate Recovery and Tax Incentives for Enterprises or the CREATE Act, with nine (9) provisions vetoed by the President. Below are the salient features of the CREATE Act that are relevant to the Group.

- a) Corporate income tax rate is reduced from 30.00% to 20.00% for domestic corporations with net taxable income not exceeding P5.00 million and with total assets not exceeding P100.00 million. All other domestic corporations and resident foreign corporations will be subject to 25.00% income tax. Said reductions are effective July 1, 2020.
- b) MCIT rate is reduced from 2.00% to 1.00% effective July 1, 2020 to June 30, 2023.

On April 8, 2021, the BIR issued the following implementing RRs that are effective immediately upon publication:

- BIR RR No. 2-2021, *Amending Certain Provisions of RR No. 2-98, As Amended, to Implement the Amendments Introduced by R.A. No. 11534, or the CREATE Act, to the National Internal Revenue Code (NIRC) of 1997, As Amended, Relative to the Final Tax on Certain Passive Income;*
- BIR RR No. 3-2021, *Rules and Regulations Implementing Section 3 of R.A. No. 11534, Otherwise Known as the CREATE Act, Amending Section 20 of the NIRC of 1997, As Amended;*
- BIR RR No. 4-2021, *Implementing the Provisions on VAT and Percentage Tax Under R.A. No. 11534, Otherwise Known as the CREATE Act, Which Further Amended the NIRC of 1997, As Amended, As Implemented by RR No. 16-2005 (Consolidated VAT Regulations of 2005), As Amended; and*

- BIR RR No. 5-2021, *Implementing the New Income Tax Rates on the Regular Income of Corporations, on Certain Passive Incomes, Including Additional Allowable Deductions from Gross Income of Persons Engaged in Business or Practice of Profession Pursuant to R.A. No. 11534 or the CREATE Act, Which Further Amended the NIRC of 1997, As Amended.*

The corporate income tax rates of the subsidiaries were lowered from 30.00% to either 20.00% or 25.00% on whichever they qualified, effective July 1, 2021.

The movements of the deferred tax assets and deferred tax liabilities are as follows:

December 31, 2022	Balance January 1, 2022	Recognized in Profit or Loss	Recognized in OCI	Balance December 31, 2022
Deferred tax liabilities:				
Revaluation surplus on property and equipment	P1,976,579,918	(P56,187,255)	P216,155,660	P2,136,548,323
Accrued rent income	73,562,088	23,342,784	-	96,904,872
Unamortized discount on security deposit	24,871,561	(1,832,367)	-	23,039,194
Retirement benefits asset	16,524,343	(412,889)	2,501,971	18,613,425
Unrealized foreign exchange gain	1,165	-	-	1,165
	2,091,539,075	(35,089,727)	218,657,631	2,275,106,979
Deferred tax assets:				
Accrued interest expense on loan	177,810,707	5,158,245	-	182,968,952
Advanced rental	58,109,967	-	-	58,109,967
NOLCO	14,885,068	(12,206,822)	-	2,678,246
Accrued rent expense	9,389,056	3,327,326	-	12,716,382
Allowance for impairment losses on receivables	5,070,323	-	-	5,070,323
Lease liabilities - net	1,870,612	1,557,226	-	3,427,838
MCIT	767,206	1,024,575	-	1,791,781
Unamortized past service cost	402,157	(262,863)	-	139,294
Unearned revenues	165,585	3,338,628	-	3,504,213
Unrealized foreign exchange loss	14,929	(14,929)	-	-
	268,485,610	1,921,386	-	270,406,996
	P1,823,053,465	(P37,011,113)	P218,657,631	P2,004,699,983

December 31, 2021	Balance January 1, 2021	Recognized in Profit or Loss	Recognized in OCI	Balance December 31, 2021
Deferred tax liabilities:				
Revaluation surplus on property and equipment	P1,876,934,232	(P93,476,698)	P193,122,384	P1,976,579,918
Accrued rent income	57,318,527	16,243,561	-	73,562,088
Unamortized discount on security deposit	31,929,830	(7,058,269)	-	24,871,561
Retirement benefits asset	16,458,923	6,457,314	(6,391,894)	16,524,343
Unrealized foreign exchange gain	1,997	(832)	-	1,165
Accrued interest income	121,777	(121,777)	-	-
	1,982,765,286	(77,956,701)	186,730,490	2,091,539,075
Deferred tax assets:				
Accrued interest expense on loan	71,977,137	105,833,570	-	177,810,707
Advanced rental	69,731,961	(11,621,994)	-	58,109,967
NOLCO	11,904,636	2,980,432	-	14,885,068
Accrued rent expense	3,848,092	5,540,964	-	9,389,056
Allowance for impairment losses on receivables	6,084,387	(1,014,064)	-	5,070,323
Lease liabilities - net	2,551,637	(681,025)	-	1,870,612
MCIT	463,431	303,775	-	767,206
Unamortized past service cost	798,024	(395,867)	-	402,157
Unearned revenues	289,471	(123,886)	-	165,585
Unrealized foreign exchange loss	18,356	(3,427)	-	14,929
	167,667,132	100,818,478	-	268,485,610
	P1,815,098,154	(P178,775,179)	P186,730,490	P1,823,053,465

Deferred tax assets have not been recognized by certain subsidiaries in respect of the following items in the table below because it is not probable that future taxable profits will be available against which the subsidiaries can utilize the benefits thereon prior to their expiration or reversal.

The BIR issued RR No. 25-2020 to implement Section 4 (bbbb) of R.A. No. 11494, *Bayanihan to Recover as One Act*, which provides that the NOLCO incurred for taxable years 2020 and 2021 can be carried over as a deduction from gross income for the next 5 consecutive taxable years immediately following the year of such loss. The said RR also defined taxable years 2020 and 2021 to include those corporations with fiscal years ending on or before June 30, 2021 and June 30, 2022, respectively.

	2022		2021	
	Tax Base	Tax Effect	Tax Base	Tax Effect
NOLCO	P165,234,579	P41,285,369	P261,961,723	P65,406,444
MCIT	279,660	279,660	304,675	304,675
	P165,514,239	P41,565,029	P262,266,398	P65,711,119

The movements of unrecognized net deferred tax assets of the Group are as follows:

	2022	2021
Balance at beginning of year	P140,654,751	P137,090,719
Unrecognized deferred tax assets during the year:		
NOLCO	5,700,522	16,487,829
MCIT	91,075	54,944
Impairment losses	-	-
Expiration of unrecognized deferred tax assets:		
NOLCO	(103,329,378)	(64,401,734)
MCIT	(116,090)	(137,630)
Application of unrecognized deferred tax assets:		
NOLCO	(1,435,851)	-
MCIT	-	-
Impact of change in tax rate	-	(23,383,009)
Balance at end of year	P41,565,029	P65,711,119

The details of the unrecognized NOLCO not covered by R.A. No. 11494 are as follows:

Year Incurred	Expiry Date	NOLCO	Applied	Expired Amount	Remaining Amount
2022	December 31, 2025	P22,853,239	P -	P -	P22,853,239
2019	December 31, 2022	119,171,683	1,435,851	117,735,832	-
		P142,024,922	P1,435,851	P117,735,832	P22,853,239

The details of the unrecognized NOLCO covered by R.A. No. 11494 are as follows:

Year Incurred	Expiry Year	Amount	Applied	Expired	Balance
2021	2026	P66,036,063	P -	P -	P66,036,063
2020	2025	76,753,977	-	-	76,753,977
		P142,790,040	P -	P -	P142,790,040

Certain subsidiaries were required to pay MCIT under existing tax regulations. The MCIT payments and the applicable years that these will be deductible from future regular corporate income tax payable are shown below.

Year Incurred	Expiry Date	MCIT	Applied	Expired Amount	Remaining Amount
2022	December 31, 2025	P91,075	P -	P -	P91,075
2021	December 31, 2024	54,944	-	-	54,944
2020	December 31, 2023	133,641	-	-	133,641
2019	December 31, 2022	116,090	-	116,090	-
		P395,750	P -	P116,090	P279,660

20. Earnings Per Share

Earnings per share (EPS) is computed by dividing the net income for the year by the weighted average number of outstanding shares of common stock during the year.

	2022	2021	2020
Net income attributable to equity holders of the Parent Company	P82,789,942	P554,112,411	P394,555,853
Weighted number of shares outstanding	2,498,991,753	2,498,991,753	2,498,991,753
Earnings per share - basic and diluted	P0.033	P0.222	P0.158

There are no potentially dilutive shares as at December 31, 2022, 2021 and 2020. Accordingly, diluted EPS is the same as basic EPS.

21. Financial Instruments - Risk Management and Fair Values

Risk Management Structure

BOD

The BOD is mainly responsible for the overall risk management approach and for the approval of risk strategies and principles of the Group. It also has the overall responsibility for the development of risk strategies, principles, frameworks, policies and limits. It establishes a forum of discussion of the Group's approach to risk issues in order to make relevant decisions.

Risk Management Committee

Risk management committee is responsible for the comprehensive monitoring, evaluation and analysis of the Group's risks in line with the policies and limits set by the BOD.

Financial Risk Management Objectives and Policies

The Group's principal financial instruments comprise of cash and cash equivalents, receivables, notes receivable, due from related parties, short-term investments, equity securities - at FVOCI, other noncurrent assets (excluding advances to contractors), accounts payable and accrued expenses (excluding local taxes, output VAT and withholding taxes), loans payable, due to a related party, lease liabilities, other current liabilities (excluding deferred income), concessionaires' deposits and retention payables. These financial instruments arise directly from operations.

The main risks arising from the financial instruments of the Group are credit risk, liquidity risk and market risk. There has been no change to the Group's exposure to risks or the manner in which it manages and measures the risks in prior financial year. The Group's management reviews and approves policies for managing each of these risks and they are summarized as follows:

Credit Risk

Credit risk is the risk of financial loss to the Group if a customer or counterparty to a financial instrument fails to meet its contractual obligations, and arises principally from the Group's receivables.

The Group has established a credit policy under which each new customer is analyzed individually for creditworthiness before the Group's standard payment and delivery terms and conditions are offered. The Group's review includes external ratings, if they are available, financial statements, credit agency information, industry information, and in some cases bank references. The Group limits its exposure to credit risk by establishing credit limits and maximum payment period for each customer, reviewing outstanding balances to minimize transactions with customers in industries experiencing particular economic volatility.

With respect to credit risk from other financial assets of the Group, which mainly comprise of cash and cash equivalents (excluding cash on hand), receivables, notes receivable, due from related parties, short-term investments, equity securities - at FVOCI and other noncurrent assets (excluding advances to contractors), the exposure of the Group to credit risk arises from the default of the counterparty, with a maximum exposure equal to the carrying amount of these instruments.

There is no other significant concentration of credit risk in the Group.

The tables below show the credit quality of the Group's financial assets (in thousands):

	2022			
	At Amortized Cost			Lifetime ECL - credit impaired
	FVOCI	12-month ECL	Lifetime ECL - not credit impaired	
Grade A	P69,943	P7,658,852	P -	P -
Grade B	-	268,637	-	-
Grade C	-	102,562	-	-
Gross carrying amount	69,943	8,030,051	-	-
Loss allowance	-	102,561	-	-
Carrying amount	P69,943	P7,927,490	P -	P -

	2021			
	At Amortized Cost			Lifetime ECL - credit impaired
	FVOCI	12-month ECL	Lifetime ECL - not credit impaired	
Grade A	P69,943	P5,000,176	P -	P -
Grade B	-	184,965	-	-
Grade C	-	102,561	-	-
Gross carrying amount	69,943	5,287,702	-	-
Loss allowance	-	102,561	-	-
Carrying amount	P69,943	P5,185,141	P -	P -

The credit grades used by the Group in evaluating the credit quality of its receivables to customers and other parties are the following:

Grade A financial assets pertain to financial assets that are neither past due nor impaired which have good collection status. These financial assets are those which have high probability of collection, as evidenced by counterparties having ability to satisfy their obligations.

Grade B financial assets are those past due but not impaired financial assets and with fair collection status. These financial assets include those for which collections are probable due to the reputation and the financial ability to pay of the counterparty but have been outstanding for a length of time.

Grade C financial assets are those which have continuous default collection issues. These financial assets have counterparties that are most likely not capable of honoring their financial obligations.

As at December 31, the Group's maximum exposure to credit risk, without considering the effects of collateral, credit enhancements and other credit risk mitigation techniques are as follows (in thousands):

	Note	2022	2021
Cash and cash equivalents*	4	P580,813	P839,812
Receivables	5	916,808	759,641
Notes receivable	8	247,382	235,273
Due from related parties	8	6,221,017	3,393,182
Short-term investments	7	12,996	12,958
Equity securities - at FVOCI	8	69,943	69,943
Other noncurrent assets **	10	51,035	46,836
		8,099,994	5,357,645
Less allowance for impairment losses	5, 8	102,561	102,561
		P7,997,433	P5,255,084

*Excluding cash on hand

**Excluding advances to contractors

The aging analyses of the Group's financial assets as at December 31, 2022 and 2021 are as follows (in thousands):

December 31, 2022	Note	Total	Neither Past Due nor Impaired	Past Due but not Impaired					Impaired
				<30 Days	30 - 60 Days	61 - 90 Days	91 - 120 Days	> 120 Days	
Cash and cash equivalents*	4	P580,813	P580,813	P -	P -	P -	P -	P -	P -
Receivables	5	916,808	605,228	46,251	18,382	8,439	195,565	-	42,943
Notes receivable	8	247,382	247,382	-	-	-	-	-	-
Due from related parties	8	6,221,017	6,161,398	-	-	-	-	-	59,619
Short-term investments	7	12,996	12,996	-	-	-	-	-	-
Equity securities - at FVOCI	8	69,943	69,943	-	-	-	-	-	-
Other noncurrent assets **	10	51,035	51,035	-	-	-	-	-	-
Total		P8,099,994	P7,728,795	P46,251	P18,382	P8,439	P195,565	P -	P102,562

*Excluding cash on hand

**Excluding advances to contractors

December 31, 2021	Note	Total	Neither Past Due nor Impaired	Past Due but not Impaired					Impaired
				<30 Days	30 - 60 Days	61 - 90 Days	91 - 120 Days	> 120 Days	
Cash and cash equivalents*	4	P839,812	P839,812	P -	P -	P -	P -	P -	P -
Receivables	5	759,641	531,734	41,595	5,690	2,657	23	135,000	42,942
Notes receivable	8	235,273	235,273	-	-	-	-	-	-
Due from related parties	8	3,393,182	3,333,563	-	-	-	-	-	59,619
Short-term investments	7	12,958	12,958	-	-	-	-	-	-
Equity securities - at FVOCI	8	69,943	69,943	-	-	-	-	-	-
Other noncurrent assets **	10	46,836	46,836	-	-	-	-	-	-
Total		P5,357,645	P5,070,119	P41,595	P5,690	P2,657	P23	P135,000	P102,561

*Excluding cash on hand

**Excluding advances to contractors and advances to a supplier

Impairment on the financial assets has been measured on a 12-month expected loss basis and reflects the short maturities of the exposure.

The credit quality of the Group's financial assets that are neither past due nor impaired is considered to be of good quality and expected to be collectible without incurring any credit losses.

Information on the Group's receivables and due from related parties that are impaired as of December 31, 2022 and 2021 and the movement of the allowance used to record the impairment losses are disclosed in Notes 5 and 8 to the consolidated financial statements.

Liquidity Risk

Liquidity risk is the risk that the Group will not be able to meet its financial obligations as they fall due.

The Group monitors and maintains a level of cash deemed adequate by the management to finance the Group's operation and mitigate the effects of fluctuations in cash flows. Additional short-term funding is obtained through related party advances and from bank loans, when necessary.

Ultimate responsibility for liquidity risk management rests with the BOD, which has established an appropriate liquidity risk management framework for the management of the Group's short, medium and long-term funding and liquidity management requirements. The Group manages liquidity risk by maintaining adequate reserves, by continuously monitoring forecast and actual cash flows and matching the maturity profiles of financial assets and liabilities. For the Group's short-term funding, the Group's policy is to ensure that there is sufficient working capital inflows to match repayments of short-term debt.

The following table summarizes the maturity profile of the Group's financial liabilities as at December 31, 2022 and 2021 based on contractual undiscounted payments (in thousands):

December 31, 2022	Note	Total Carrying Amount	Contractual Undiscounted Payments			
			Total	On Demand	Less than 1 Year	> 1 Year
Accounts payable and accrued expenses*	11	P1,576,081	P1,576,081	P1,576,081	P -	P -
Loans payable	13, 26	3,370,000	3,370,000	3,370,000	-	-
Lease liabilities	24	128,132	662,634	-	15,197	647,437
Other current liabilities**	12	32,244	32,244	1,000	31,244	-
Concessionaires' deposits - net of current portion	14	144,741	232,440	-	3,480	228,960
Retention payables	14	85,908	85,908	85,908	-	-
		P5,337,106	P5,959,307	P5,032,989	P49,921	P876,397

*Excluding local taxes and output VAT and withholding taxes payable

**Excluding deferred income

December 31, 2021	Note	Total Carrying Amount	Contractual Undiscounted Payments			
			Total	On Demand	Less than 1 Year	> 1 Year
Accounts payable and accrued expenses*	11	P1,508,010	P1,508,010	P1,508,010	P -	P -
Loans payable	13, 26	1,010,106	1,010,106	375,000	635,106	-
Lease liabilities	24	129,472	666,329	-	15,197	651,132
Other current liabilities**	12	35,756	35,756	1,064	34,692	-
Concessionaires' deposits - net of current portion	14	137,898	232,440	-	-	232,440
Retention payables	14	62,629	62,629	-	-	62,629
		P2,883,871	P3,515,270	P1,884,074	P684,995	P946,201

*Excluding local taxes and output VAT and withholding taxes payable

**Excluding deferred income

Market Risk

Market risk is the risk that the fair value or cash flows of a financial instrument of the Group will fluctuate due to change in market prices. Market risk reflects interest rate risk, currency risk and other price risks.

The Group is primarily exposed to the financial risk of changes in equity prices of its equity securities - at FVOCI.

Interest Rate Risk

Cash flow interest rate risk is the risk that the future cash flow of the financial instruments will fluctuate because of the changes in market interest rates. Fair value interest rate risk is the risk that the fair value of a financial instrument will fluctuate due to changes in market interest rates.

The Group's financial instrument that is primarily exposed to interest risk is the interest-bearing loans payable (see Note 26).

The following table illustrates the sensitivity of the net result for the year and equity to a reasonably possible change in interest rates of ± 10 basis point in 2022 and 2021, with corresponding effect in equity. These changes are considered to be reasonably possible based on observation of current market conditions. The calculations are based on the Group's loans payable held at the reporting date. All other variables are held constant.

Changes in Interest Rates (in Basis Points)	2022	
	+10	-10
Net income	P -	P -

Changes in Interest Rates (in Basis Points)	2021	
	+10	-10
Net income	(P444,415)	P444,415

The other financial instruments of the Group are either short-term or noninterest-bearing and are therefore not subject to interest rate risk.

Cash flow interest rate risk exposure is managed within parameters approved by management. If the exposure exceeds the parameters, the Group enters into hedging transactions.

Equity Price Risk

Equity price risk is the risk that fair value of future cash flows of a financial instrument will fluctuate because of changes in market prices (other than those arising from interest rate risk or currency risk), whether those changes are caused by factors specific to the individual financial instrument or its issuer, or factors affecting all similar financial instruments traded in the market.

The Group is exposed to equity price risk because of its investment in shares of stock of WII which are listed on the PSE totaling to 86.71 million shares as at December 31, 2022 and 2021 (see Note 8f). The Group has also investment in shares of stock of WMPD amounting to P50.00 million representing 5.00% of the total capital stock of WMPD (see Note 8f).

The Group monitors the changes in the price of the shares of stock of WII. In managing its price risk, the Group disposes of existing or acquires additional shares based on the economic conditions.

The following table illustrates the sensitivity of the Group's equity to a reasonably possible change in equity price. These changes are considered to be reasonably possible based on past equity price performance of the Group's equity securities - at FVOCI and macroeconomic forecast for 2022 and 2021. This analysis assumes an increase of 10% for 2022 and 2021 and a decrease of 10% for 2022 and 2021 of the equity price of the Group's equity securities - at FVOCI. All other variables are held constant:

	2022		2021	
	10%	-10%	10%	-10%
Equity	P1,495,748	(P1,495,748)	P1,495,748	(P1,495,748)

Fair Value of Financial Assets and Liabilities

The table below summarizes the carrying amounts and fair values of the Group's financial assets and liabilities as at December 31, 2022 and 2021 (in thousands):

	2022		2021	
	Carrying Amounts	Fair Values	Carrying Amounts	Fair Values
Financial Assets				
Cash and cash equivalents	P583,889	P583,889	P843,795	P843,795
Receivables	873,865	873,865	716,699	716,699
Notes receivable	247,382	247,382	235,273	235,273
Due from related parties	6,161,398	6,161,398	3,333,563	3,333,563
Short-term investments	12,996	12,996	12,958	12,958
Equity securities - at FVOCI	69,943	69,943	69,943	69,943
Other noncurrent assets *	51,035	51,035	46,836	46,836
	P8,000,508	P8,000,508	P5,259,067	P5,259,067

*Excluding advances to contractors and advances to a supplier

	2022		2021	
	Carrying Amounts	Fair Values	Carrying Amounts	Fair Values
Financial Liabilities				
Accounts payable and accrued expenses**	P1,576,081	P1,576,081	P1,508,010	P1,508,010
Loans payable	3,370,000	3,370,000	1,010,106	1,010,106
Due to a related party	-	-	-	-
Lease liabilities	128,132	128,132	35,756	35,756
Other current liabilities***	32,244	32,244	129,472	129,472
Concessionaires' deposits	144,741	144,741	137,898	137,898
Retention payables	85,908	85,908	62,629	62,629
	P5,337,106	P5,337,106	P2,883,871	P2,883,871

**Excludes local taxes, output VAT and withholding taxes

***Excluding deferred income

As at December 31, 2022 and 2021, the carrying values of the Group's financial instruments approximate fair values as follows:

- *Cash and Cash Equivalents, Receivables, Notes Receivable, Current Portion of Due from Related Parties, Short-term Investments, Accounts Payable and Accrued Expenses (excluding local taxes and output VAT and withholding taxes payable), Due to a Related Party and Other Current Liabilities (excluding deferred income).* The carrying values of these financial instruments approximate fair values due to their relatively short-term maturities.

- *Interest-bearing Due from Related Parties and Loans Payable.* The fair value of interest-bearing due from related parties and loans payable is based on the discounted value of expected future cash flows using the applicable market rates for similar types of instruments as of the reporting date, thus, the carrying amount approximates fair value.
- *Equity Securities - at FVOCI.* The fair value of listed investment in shares of stock was determined using the closing market price of the investment listed on the PSE as of December 31, 2022 and 2021 while the cost of unquoted investments in shares of stock approximate their fair value as at reporting date.
- *Lease Liabilities.* The fair value of lease liabilities is based on the discounted value of expected future cash flows using the Group's IBR, thus, the carrying amount approximates fair value.
- *Other Noncurrent Assets (excluding advances to contractors and advances to a supplier) and Concessionaires' Deposits.* The fair value of other noncurrent assets (excluding advances to contractors) and concessionaires' deposits approximates the carrying amount as these are settled in fixed amounts upon maturity based on the contract executed.
- *Retention Payables.* The fair value of retention payables approximate their carrying amount because these are not subject to significant risk of change in value.

The approximation of the fair values of the Group's financial assets and liabilities are based on Level 3, except for equity securities - at FVOCI which is based on Level 1 of the fair value hierarchy.

Capital Management

The primary objective of the Group's capital management is to ensure its ability to continue as a going concern and that it maintains a strong credit rating and healthy capital ratios in order to support its business and maximize shareholder value. Capital is defined as the invested money or invested purchasing power, the net assets or equity of the entity. The Group's overall strategy remains unchanged from 2022 and 2021.

The Group manages its capital structure and makes adjustments to it, in light of changes in economic conditions. To maintain or adjust the capital structure, the Group may adjust the dividend payment to shareholders, return capital to shareholders or issue new shares. For purposes of the Group's capital management, capital includes all equity items that are presented in the consolidated statement of changes in equity, except for revaluation surplus on property and equipment, retirement benefits reserve, foreign currency translation adjustment and fair value reserve.

The Group's capital management, among other things, aims to ensure that it meets financial covenants attached to the Agreement (see Note 26). Breaches in meeting the financial covenants would permit the bank to immediately call the loans. As at December 31, 2021, WCCCHI did not meet the minimum debt service coverage ratio of 1.25:1 as described in Section 4.4 Debt Service Coverage Ratio of the Agreement. As at December 31, 2022, the Parent Company did not meet the minimum debt service coverage ratio of 1.25:1 (see Note 26).

22. Right to Provide Venue for Land-based Casinos

PAGCOR has granted the Group the right to provide venue for land-based casinos. By virtue of this right, the subsidiaries, namely WCCCHI and WMCHI, have existing lease agreements with PAGCOR (see Note 23).

In 2008, the Parent Company filed an application for a license of its planned integrated resort, *Grand Waterfront Casino and Hotel*, in Expo Pilipino Entertainment City, commonly known as Entertainment City.

However, PAGCOR failed to respond to the application, and the Parent Company filed legal action in 2015 which Manila RTC ruled in favor of the Parent Company. In 2018, the CA upheld the decision, and it ordered PAGCOR to issue the Parent Company a license similar to that of the integrated resorts currently existing in Entertainment City.

In February 2020, the SC denied the petition of PAGCOR for review and in October 2020, the Parent Company received the notice that the decision has become final and executory.

23. Lease Agreements with PAGCOR

The Parent Company, in behalf of WCCCHI and WMCHI, entered into lease agreements with PAGCOR. The lease agreement of WCCCHI with PAGCOR covered the Main Area (8,123.60 sq.m.), Slot Machine Expansion Area (883.38 sq.m.), Mezzanine (2,335 sq.m.) and 5th Floor Junket Area (2,336 sq.m.) for a total area of 13,677.98 sq.m. which commenced on March 3, 2011 and March 16, 2011, for the Main Area and Slot Machine Expansion Area, respectively. The lease agreement of WMCHI with PAGCOR covered the Main Area (4,076.24 sq.m.) and Chip Washing Area (1,076 sq.m.) for a total area of 5,152.24 sq.m. which was last renewed on March 21, 2011. Both leases expired on August 2, 2016. Thereafter, PAGCOR paid the WCCCHI and WMCHI rental on a month-to-month basis. The leases were renewed on February 15, 2018, for a period of 1 year. On May 29, 2019 the leases were further renewed until the year 2032.

Relative to the renewal of the contract, the security deposit equivalent to six (6) months rental amounting to P159.02 million and P73.42 million was received by WCCCHI and WMCHI, respectively, and presented as part of "Concessionaires' deposit" account in other noncurrent liabilities in the consolidated statement of financial position and were carried at its present value as at December 31, 2022 computed using an EIR of 5.51% over the term of the contract. The change in the present value and amortization of the discount is recognized as part of "Interest expense" account in the consolidated statement of profit or loss and other comprehensive income. Interest expense recognized in 2022, 2021 and 2020 amounted to P7.33 million, P6.95 million and P6.58 million, respectively. The amortized cost of the refundable security deposits was determined by calculating the present value of the cash flows anticipated until the end of the lease term using the interest rate of 5.51%. as the deposit does not have an active market, the underlying interest rate was determined by reference to market interest rates of comparable financial instruments.

The undiscounted amounts and the related unamortized discount are as follows:

	Note	2022	2021
PAGCOR security deposits	14	P232,439,873	P232,439,873
Unamortized discount		(92,156,781)	(99,486,248)
	14	P140,283,092	P132,953,625

In addition, in 2019, WCCCHI and WMCHI also received advance rentals equivalent to 6 months amounting to P159.02 million and P73.42 million, respectively. These advance rentals are presented as part of “Advance rentals” account in other noncurrent liabilities and are carried at cost (see Note 14).

Total rental income from the above PAGCOR lease contracts recognized as part of “Rent and related income” in the consolidated statement of profit or loss and other comprehensive income amounted to P590.39 million, P590.39 million, P550.96 million in 2022, 2021 and 2020, respectively.

24. Other Lease Agreements

Group as Lessor

Lease Agreements with Concessionaires

WCCCHI, WMCHI and DIHCI have lease agreements with concessionaires for the commercial spaces available in their respective hotels. These agreements typically run for a period of less than one year, renewable upon the mutual agreement of the parties.

Security deposits received from other concessionaires amounted to P35.70 million and P39.64 million as at December 31, 2022 and 2021, respectively (see Notes 12 and 14).

Rent revenue recognized as part of “Rent and related income” in the consolidated statement of profit or loss and other comprehensive income and amounted to P16.36 million, P15.85 million and P28.51 million in 2022, 2021 and 2020, respectively.

The following table sets out a maturity analysis of lease payments, showing the undiscounted lease payments to be received after the reporting date (in thousands):

	2022	2021
Less than one year	P549,367	P533,283
One to two years	561,139	545,127
Two to three years	573,874	559,344
Three to four years	591,170	573,391
Four to five years	610,580	591,130
More than five years	3,388,002	3,567,585
Total	P6,274,132	P6,369,860

Group as Lessee

Land under Operating Lease

On September 15, 1994, Waterfront Hotel and Resort Sdn. Bhd. (WHR), a former related party, executed a lease contract (the Lease Agreement) with Mactan Cebu International Airport Authority (MCIAA) for the lease of certain parcels of land where the hotels were constructed. On October 14, 1994, WHR assigned its rights and obligations under the MCIAA contracts to WCCCHI and WMCHI.

WCCCHI and WMCHI shall pay MCIAA fixed rentals per month plus a 2% variable rent based on the annual gross revenues of WCCCHI and WMCHI, as defined in the Lease Agreement. The leases are for a period of 50 years, subject to automatic renewal for another 25 years, depending on the provisions of the applicable Philippine laws at the time of renewal.

WCCCHI also entered into a lease agreement for the use of access road from the hotel property to the main road for a period of 3 years commencing on January 1, 2020 subject to renewal upon mutual agreement of both parties.

Information about leases for which the Group is a lessee is presented below.

The right-of-use assets movement is as follows:

	2022	2021
Cost		
At January 1	P131,786,160	P131,786,160
At December 31	131,786,160	131,786,160
Accumulated Depreciation		
At January 1	9,796,811	6,165,395
Depreciation	3,631,416	3,631,416
At December 31	13,428,227	9,796,811
Carrying Amount	P118,357,933	P121,989,349

Set out below is the carrying amount of the lease liabilities and the movements during the period.

	2022	2021
At January 1	P129,471,801	P130,659,833
Accretion of interest	13,856,959	13,949,335
Payments	(10,065,081)	(448,875)
Rent concession	(485,346)	(748,125)
Accrued rent	(4,646,788)	(13,940,367)
At December 31	P128,131,545	P129,471,801

The outstanding balance of the lease liabilities is presented in the consolidated statement of financial position as follows:

	2022	2021
Current portion	P116,255	P1,340,257
Noncurrent portion	128,015,290	128,131,544
Total	P128,131,545	P129,471,801

Future undiscounted rental payments are as follows:

	2022	2021
Less than one year	P15,197,217	P15,197,217
One to five years	66,007,713	63,302,343
More than five years	581,429,474	587,828,966
	P662,634,404	P666,328,526

Amounts Recognized in Profit or Loss

	2022	2021	2020
Depreciation of right-of-use assets	P3,631,416	P3,631,416	P3,631,416
Interest expense related to lease liabilities	13,856,959	13,949,335	14,031,205
Variable lease payments	11,782,687	5,762,899	7,580,181
Expenses relating to short-term leases including VAT on lease payments	1,121,304	1,386,863	4,793,612
Income due to rent concession	(485,346)	(748,125)	(3,474,244)

Amount Recognized in the Statement of Cash Flows

	2022	2021	2020
Total cash outflow for leases	P22,969,072	P7,598,637	P12,452,304

The interest expense associated with the lease liabilities in 2022, 2021 and 2020 amounted to P13.86 million, P13.95 million and P14.03 million, respectively. Interest expense is derived using the Group's IBR of 10.79% as at January 1, 2019 for the Agreement with MCIAA and IBR of 7.09% as at January 1, 2020 for the lease agreement for the use of access road. Total cash outflow for lease liabilities made by the Group in 2022, 2021 and 2020 amounting to P10.07 million, P0.45 million and P4.06 million, respectively, is presented as "Payment of lease liabilities" in the consolidated statement of cash flows.

The Group recognized income from rent concession amounting to P0.49 million and P0.75 million in 2022 and 2021, respectively, as part of "Other Revenues" in the consolidated statement of profit or loss and other comprehensive income to reflect the discount on lease payments arising from rent concessions to which the Group has applied the practical expedient for COVID-19-related rent concession.

Extension Options

Extension options are included in the Group's lease of its land. The contracts of lease state an automatic renewal of lease upon expiration of the initial contract period.

Total rent expense for the aforementioned leases amounted to P12.90 million, P7.15 million and P12.37 million in 2022, 2021 and 2020, respectively, in the consolidated statement of profit or loss and other comprehensive income.

25. Commitments and Contingencies

The following are the significant commitments and contingencies involving the Group.

- a. On November 10, 2008, the Parent Company received a preliminary assessment notice from the BIR for deficiency taxes for the taxable year 2006. On February 9, 2009, the Parent Company sent a protest letter to BIR contesting the said assessment. On February 18, 2009, the Regional Office of the BIR sent a letter to the Parent Company informing the latter that the docket was returned to Revenue District Office for reinvestigation and further verification.

On December 8, 2009, the Parent Company received BIR's Final Decision on Disputed Assessment for deficiency taxes for the 2006 taxable year. The final decision of the BIR seeks to collect deficiency assessments totaling to P3.30 million. However, on January 15, 2010, the Parent Company appealed the final decision of the BIR with the Court of Tax Appeals (CTA) on the grounds of lack of legal and factual bases in the issuance of the assessments.

In its decision promulgated on November 13, 2012, the CTA upheld the expanded withholding tax (EWT) assessment and cancelled the VAT and compromise penalty assessments. The Parent Company decided not to contest the EWT assessment. The BIR filed its MR on December 4, 2012 and on April 24, 2013, the Court issued its amended decision reinstating the VAT assessment. The Parent Company filed its MR on the amended decision that was denied by the CTA in its resolution promulgated on September 13, 2013.

The Parent Company appealed the case to the CTA sitting En Banc on October 21, 2013. The CTA En Banc decision promulgated on December 4, 2014 affirmed the VAT and EWT assessments. The EWT assessment was paid on March 3, 2013.

The CTA En Banc decision was appealed to the SC on February 5, 2015 covering the VAT assessment only. As at the date of the authorization for issue of the consolidated financial statements, the Parent Company is still awaiting the SC's decision.

Management and its legal counsels believe that the position of the Parent Company is sustainable, and accordingly, believe that the Parent Company does not have a present obligation (legal or constructive) with respect to the assessment.

Subsequently, the Company received on February 14, 2023, a notice dated December 7, 2022, whereby the SC required the Company and the BIR to submit their respective memoranda. On March 15, 2023, the Company submitted its memorandum to the SC.

As at the date of the authorization for issue of the separate financial statements, the Company is still awaiting SC's decision.

- b. WMCHI has a tax case involving VAT assessment for the taxable year 2006. The case was elevated to the CTA in 2011. In 2012, WMCHI offered its formal evidence to the court. In its decision promulgated on May 31, 2013, the CTA cancelled the VAT assessment in its entirety. The BIR filed a MR that was denied by the CTA in its resolution promulgated on August 16, 2013. The BIR appealed the case to the CTA sitting En Banc on September 20, 2013. On September 15, 2015, the CTA reaffirmed the decision cancelling the VAT assessment. In March 9, 2016, the BIR filed with the SC its motion for extension of time to file its appeal.

On September 2, 2020, the SC denied the BIR appeal and affirmed the CTA decision and CTA En Banc resolution that cancelled the 2006 VAT assessment. Afterwards, the SC issued its Entry of Judgment dated July 26, 2021.

- c. *APHC versus PAGCOR and Hon. Young, et al.*

APHC versus PAGCOR, et al.

The case involved a Petition for Prohibition and Mandamus (the 1st petition), with application for the issuance of a Temporary Restraining Order (TRO) and writ of preliminary injunction filed by APHC against PAGCOR and Vanderwood Management Corp. (VMC). APHC filed this case to assail PAGCOR's award of VMC of a procurement project entitled "Lease Space for a Casino Gaming Facility in Manila for a Period of Fifteen (15) Years" under Invitation to Bid No. 09-16-2014 for being violative of the laws and rules on government procurement.

PAGCOR and VMC filed their respective comments/answers to APHC's 1st petition. Subsequently, VMC filed its "Motion to Admit Attached Supplemental Comment/Answer with Compulsory Counterclaim" (the Motion to Admit) on August 10, 2015, to which APHC filed an opposition to VMC's Motion to Admit. In an order dated September 5, 2016, the Court denied VMC's Motion to Admit. The RTC of Manila, Group 36, (the Court) likewise denied the Motion for Reconsideration filed by VMC in an order dated February 28, 2017.

At the pre-trial conference on October 4, 2016, the Court referred the parties to the Philippine Mediation Center for mediation proceedings. After the termination of the mediation proceedings, the case was returned to the Court for the Judicial Dispute Resolution (JDR) proceedings. The JDR conference was set on May 2, 2017 and was reset to February 6, 2018.

In its order dated February 6, 2018, the Court terminated the JDR proceeding and forwarded the case to the Office of the Executive Judge for re-raffle. In its "Notice of Re-raffle" dated February 21, 2018, the Court informed the parties that the case was raffled to Group 20.

On April 16, 2018, APHC filed its "Amended Pre-Trial Brief" dated April 13, 2018. VMC and PAGCOR likewise filed their respective Amended Pre-trial Briefs. The pre-trial conference was terminated on June 1, 2018.

During the trial, APHC presented its witnesses. On July 23, 2018, APHC filed its "Formal Offer of Documentary Evidence" dated July 19, 2018. PAGCOR and VMC filed their respective comments on APHC's "Formal Offer of Documentary Evidence". The Court denied their objections and admitted APHC's documentary evidence.

Meanwhile, PAGCOR filed its “Demurrer to Evidence” dated October 17, 2018, which the court denied in its Order dated November 8, 2018 for being fatally defective. VMC, on the other hand, presented its witnesses and thereafter, it rested its case. Thus, the Court ordered VMC to file its “Formal Offer of Exhibits”.

In its Orders dated January 28 and February 18, 2019, the Court admitted VMC's and PAGCOR's respective documentary evidence, despite APHC's objections and comments. After the parties filed their respective memoranda, the case was submitted for decision.

In its decision dated June 28, 2019, the Court dismissed the APHC's Petition. APHC filed its Motion for Reconsideration on August 12, 2019, which the Court denied in its Resolution dated October 11, 2019.

APHC timely filed its Notice of Appeal with the CA on October 21, 2019 and was given due course. On June 16, 2020, APHC filed its memorandum dated June 15, 2020. VMC and PAGCOR likewise filed their separate memoranda dated June 29, 2020 and June 19, 2020, respectively. On August 26, 2020, the CA noted the memoranda and submitted the case for decision.

As at the date of the authorization for issue of the consolidated financial statements, there was no update on the progress of the case.

APHC versus Hon. Young, et al.

In connection with the APHC versus PAGCOR, et al. case, the Court, in a resolution dated June 18, 2015, denied APHC's application for TRO. APHC thereafter filed a Motion for Reconsideration on July 6, 2015. The said motion for reconsideration was denied by the Court on August 1, 2016.

On October 21, 2016, APHC filed with the CA a Petition for Certiorari (the 2nd petition), with application for TRO and/or writ of preliminary injunction, to assail the Court's resolutions dated June 18, 2015 and August 1, 2016. VMC and PAGCOR filed their respective comments to the 2nd petition, to which APHC filed its Consolidated Reply on December 19, 2016.

In a resolution dated January 25, 2017, the CA denied APHC's applications for the TRO and writ of preliminary injunction, and directed the parties to submit their respective memoranda. In compliance with the CA's directive, APHC filed its memorandum on February 13, 2017. VMC also filed its memorandum dated February 16, 2017, while PAGCOR filed its memorandum dated February 14, 2017.

In a resolution dated March 3, 2017, the CA considered APHC's Petition for Certiorari as submitted for decision.

In its decision dated February 27, 2018, the CA denied APHC's Petition for Certiorari. APHC moved for the reconsideration of said decision, which the CA denied in its resolution dated August 29, 2018. APHC opted not to appeal the decision any further. The said decision became final and executory on September 30, 2018. In view thereof, the trial in the above case, APHC versus PAGCOR, et al., ensued.

- d. In the normal course of business, the Group enters into commitments and encounters certain contingencies, which include a case against a contractor of one of its hotels for specific performance. Management believes that the losses, if any, that may arise from these commitments and contingencies would not be material to warrant additional adjustment or disclosure to the consolidated financial statements.

The Group is defendant in other legal cases which are still pending resolution. Management and legal counsels believe that the outcome of these cases will not have any material effect on the Group's financial position and financial performance.

26. Omnibus Loan and Security Agreement

On December 21, 2017, the Borrowers entered into the Agreement with PBCOM for the latter to provide the Borrowers the Loan Facilities for general corporate purposes in the maximum aggregate amount of up to P1.50 billion.

The Loan Facilities consist of the following:

Facility 1 - represents secured term loan facility in the amount of P850.00 million available through a single or multiple drawdowns with term of 54 months from the initial drawdown date, regardless of the number of drawdowns. Any amount not drawn after the expiration of the commitment period shall be automatically cancelled and may not be reinstated. Commitment period means the period commencing from the date of the agreement and terminating on the earliest of: (a) 6 months from the signing of the Agreement; (b) the date when the commitment is fully drawn or availed by mutual agreement of the parties; or (c) the date when the commitment is terminated or cancelled in accordance with the terms of the Agreement.

Facility 2 - represents secured term loan facility in the amount of P200.00 million available through a single or multiple drawdowns with term of 54 months from the initial drawdown date, regardless of the number of drawdowns. Any amount not drawn after the expiration of the commitment period shall be automatically cancelled and may not be reinstated.

Facility 3 - represents secured term loan facility in the amount of P450.00 million available through a single or multiple drawdowns with term of 42 months from the initial drawdown date, regardless of the number of drawdowns. Any amount not drawn after the expiration of the commitment period shall be automatically cancelled and may not be reinstated. Facility 3 requires, on or before the initial drawdown date, the borrower to cause the relevant mortgagors to constitute in favor of PBCOM a first ranking real estate mortgage over Davao Agricultural Property located at Matina, Pangi, Tolomo, Davao City consisting of parcels of agricultural real property containing an aggregate area of 70 hectares registered in the names of CRDC and PRC, and Locob property still registered in the name of an individual, and register such security interest with appropriate Registry of Deeds.

The loan principal is repayable on equal monthly installments to commence at the end of sixth (6th) month from the initial drawdown date subject to balloon payment upon maturity. Interest is charged at the higher of four (4)-year PDSTR2 rate on the date of availment and spread of 3.25% per annum or 7.75% per annum, and repayable monthly from the drawdown date.

The Loan Facilities are secured by chattel and real mortgages over various operating assets of WCCCHI and DIHCL; real estate mortgages over Davao Agricultural Property; assignment over leasehold rights on the land owned by MCIAA on which WCCCHI stands; and pledge of shares of stocks representing ownership of the Parent Company in WCCCHI and DIHCL.

Each of the Borrowers is required to comply with certain covenants during the term of the Agreement and until the full payment of the amounts due which include, among others:

1. Debt to Equity Ratio of not higher than 2.5:1;
2. Debt Service Coverage Ratio of at least 1.25x; and
3. To appoint PBCOM's nominees as Corporate Secretary in WCCCHI and DIHCL and nominate and elect such number of PBCOM's nominees as will comprise the majority of the Board of Directors in WCCCHI and DIHCL, provided however, that the exercise of the abovementioned proxy and/or voting rights granted to PBCOM shall be exercised solely for the purpose of protecting, preserving, and enforcing its rights and interests under the Agreement and shall not be used by the latter to effect any takeover of the day-to-day operations of said corporations.
4. Negative covenants which prohibit each of the Borrowers to:
 - Change the nature or scope of its business as presently conducted, or liquidate or dissolve, or enter into any consolidation, merger, pool, joint venture, syndicate or other combination, or sell, lease or dispose of a substantial portion (as determined by PBCOM) of its business or assets, with market or book value of P500.00 million or more;
 - Permit any change in ownership (direct or indirect), management or control of its business, which results in the present majority stockholders ceasing to hold, whether directly or indirectly through any person beneficially, at least sixty-eight percent (68%) of the direct or indirect beneficial or economic interest in each of the Borrowers;
 - Declare or pay dividends to stockholders and make any capital or asset distribution to stockholders;
 - Purchase, redeem, retire or otherwise acquire for value any of capital stock now or hereafter outstanding (other than as a result of the conversion of any shares of capital stock into shares of any other class of capital stock), return any capital to its stockholders as such, or make any distribution of assets to its stockholders as such (other than distribution payable in shares of its own outstanding capital stock);
 - File any legal action to question any corporate act or transaction;
 - Extend any loans, advances or subsidies to any corporation, partnership or entity owned by the Borrowers or in which it may have equity, other than advances in the ordinary course of business; and
 - Extend any loans or advances to any of its directors, officers, stockholders, affiliates and partners other than advances in the ordinary course of business.

As at December 31, 2021, WCCCHI did not meet the minimum debt service coverage ratio of 1.25:1 as described in Section 4.4 Debt Service Coverage Ratio of the Agreement. While there was such non-compliance, the Agreement provides a process including notifications between the Group and PBCOM prior to a declaration of default. In relation to this, the Group notified PBCOM of the said breach which was subsequently waived by the latter. Thus, the noted breach did not result in an event of default and did not have the effect of rendering the loans immediately due and demandable.

All drawdowns were made by WCCCHI. The outstanding balances of the loans under the Loan Facilities are as follows:

2022

Loan Facility	Current Portion	Noncurrent Portion	Outstanding Balance
Facility 1	P -	P -	P -
Facility 2	-	-	-
Facility 3	-	-	-
	P -	P -	P -

2021

Loan Facility	Current Portion	Noncurrent Portion	Outstanding Balance
Facility 1	P518,085,106	P -	P518,085,106
Facility 2	117,021,276	-	117,021,276
Facility 3	-	-	-
	P635,106,382	P -	P635,106,382

The drawdowns and payments made under the Loan Facilities are presented below.

2022

Loan Facility	Drawdown Date	Maturity Date	Payment Terms	Monthly Amortization	Principal	Principal Payments	Outstanding Balance
Facility 1	3/13/2018	9/12/2022	54 months	P8,510,638	P850,000,000	P850,000,000	P -
Facility 2	3/20/2018	9/19/2022	54 months	2,127,660	200,000,000	200,000,000	-
Facility 3	4/10/2018	10/9/2021	42 months	12,500,000	450,000,000	450,000,000	-
					P1,500,000,000	P1,500,000,000	P -

2021

Loan Facility	Drawdown Date	Maturity Date	Payment Terms	Monthly Amortization	Principal	Principal Payments	Outstanding Balance
Facility 1	3/13/2018	9/12/2022	54 months	P8,510,638	P850,000,000	P331,914,894	P518,085,106
Facility 2	3/20/2018	9/19/2022	54 months	2,127,660	200,000,000	82,978,724	117,021,276
Facility 3	4/10/2018	10/9/2021	42 months	12,500,000	450,000,000	450,000,000	-
					P1,500,000,000	P864,893,618	P635,106,382

Total interest expense arising from the Loan Facilities recognized in the consolidated statement of profit or loss and other comprehensive income amounted to P36.40 million, P59.83 million and P87.27 million in 2022, 2021 and 2020, respectively.

Supplemental Loan Agreement

On March 22, 2022, the Borrowers entered into a Supplemental Loan Agreement to the Agreement with PBCOM granting the Borrowers the New Loan Facilities for the following purposes: (1) refinancing the outstanding loan obligation; (2) payment of any and all fees, stamps, and other taxes to the execution and delivery of the loan documents in order to implement the refinancing; and, (3) general corporate requirements, in the maximum aggregate amount of P3.05 billion.

The New Loan Facilities are secured by the chattel and real estate mortgages and other security interests under the Agreement as well as the following: additional chattel and real mortgages over various operating assets of WMCHI; pledge of movable assets consisting of machinery and equipment owned by WCCCHI, WMCHI and DIHCI; new chattel and real estate mortgages over various operating assets of CRDC and PRC; assignment over leasehold rights on the land owned by MCIAA on which WMCHI stands; pledge of shares of stocks representing ownership of the Company in WCCCHI, WMCHI and DIHCI; assignment of all rental receivables of WCCCHI and WMCHI from PAGCOR; and assignment of the cash collateral peso-denominated interest-bearing account Debt Service Reserve Account.

Each of the Borrowers are required to comply the same covenants set forth under the Agreement.

The New Loan Facilities consists of the following:

New Facility 1 - represents secured term loan facility in the amount of P550.00 million to re-finance the payment of the Facility 3 of the Original Loan Agreement available through maximum of two (2) drawdowns within September 2022 with term of 30 months from the initial drawdown date. The loan principal for this facility is payable in equal monthly installments to commence one month from the drawdown date. Interest is charged at the higher of three (3)-year BVAL rate on the date of availment and spread of 3.25% per annum or 7.75% per annum; floating rate re-priceable every quarter; and repayable monthly in arrears.

New Facility 2 - represents secured term loan facility in the amount of P1.00 billion available through a single or multiple drawdowns with term of 60 months from the initial drawdown date, regardless of the number of drawdowns. Any amount not drawn after the expiration of the commitment period shall be automatically cancelled and may not be reinstated.

New Facility 3 - represents secured term loan facility in the amount of P600.00 million available through a single or multiple drawdowns with term of 60 months from the initial drawdown date, regardless of the number of drawdowns. Any amount not drawn after the expiration of the commitment period shall be automatically cancelled and may not be reinstated.

New Facility 4 - represents secured term loan facility in the amount of P900.00 million available through a single or multiple drawdowns with term of 60 months from the initial drawdown date, regardless of the number of drawdowns. Any amount not drawn after the expiration of the commitment period shall be automatically cancelled and may not be reinstated.

The loan principals for New Facilities 2, 3 and 4 are payable on equal monthly installments to commence at the end of twenty-fourth (24th) month from the initial drawdown date subject to balloon payment upon maturity. Interest is charged at the higher of five (5)-year BVAL rate on the date of availment and spread of 3.25% per annum or 7.75% per annum; floating rate re-priceable every quarter; and repayable monthly in arrears.

All drawdowns were made by the Parent Company. As at December 31, 2022, the Parent Company did not meet the minimum debt service coverage ratio of 1.25:1 as described in Section 4.4 Debt Service Coverage Ratio of the Agreement. While there was such non-compliance, the Agreement provides a process including notifications between the Parent Company and PBCOM prior to a declaration of default. In relation to this, the Parent Company notified PBCOM of the said breach which was subsequently waived by the latter. Thus, the noted breach did not result in an event of default and did not have the effect of rendering the loans immediately due and demandable.

The outstanding balances of the loans under the Loan Facilities are presented in the financial position of the Parent Company as follows:

Loan Facility	Current Portion	Noncurrent Portion	Outstanding Balance
New Facility 1	P220,000,000	P275,000,000	P495,000,000
New Facility 2	-	1,000,000,000	1,000,000,000
New Facility 3	-	600,000,000	600,000,000
New Facility 4	-	900,000,000	900,000,000
	P220,000,000	P2,775,000,000	P2,995,000,000

The drawdowns and payments made by the Parent Company under the New Loan Facilities are presented below:

2022

Loan Facility	Drawdown Date	Maturity Date	Payment Terms	Monthly Amortization	Principal	Principal Payments	Outstanding Balance
New Facility 1	9/13/2022	3/13/2025	30 months	P18,333,333	P550,000,000	P55,000,000	P495,000,000
New Facility 2	6/16/2022	6/4/2027	60 months	8,000,000	1,000,000,000	-	1,000,000,000
New Facility 3	6/6/2022	6/4/2027	60 months	4,800,000	600,000,000	-	600,000,000
New Facility 4	6/8/2022	6/4/2027	60 months	7,200,000	900,000,000	-	900,000,000
					P3,050,000,000	P55,000,000	P2,995,000,000

Total interest paid by the Parent Company arising for the New Loan Facilities amounted to P123.98 million in 2022.

27. Significant Accounting Policies

The accounting policies set out below have been applied consistently to all years presented in these consolidated financial statements, except for the adoption of amendment to standards as discussed below.

Adoption of Amendments to Standards

The Group has adopted the following amendment to standards starting January 1, 2022 and accordingly, changed its accounting policies. Except as otherwise indicated, the adoption did not have any significant impact on the Group's consolidated financial statements.

- COVID-19-Related Rent Concessions beyond 30 June 2021 (Amendment to PFRS 16, *Leases*). The amendment extends the practical expedient introduced in the 2020 amendment which simplified how a lessee accounts for rent concessions that are a direct consequence of COVID-19, permitting lessees to apply the practical expedient to rent concessions for which any reduction in lease payments affects only payments originally due on or before June 30, 2022.

The amendment is effective for annual reporting periods beginning on or after April 1, 2021. Earlier application is permitted. A lessee applies the amendments retrospectively, recognizing the cumulative effect of the amendments as an adjustment to the opening balance of retained earnings or other component of equity, as appropriate. The adoption is mandatory for lessees that chose to apply the practical expedient introduced by the 2020 amendments and may result in reversal of lease modifications that was ineligible for the practical expedient under the 2020 amendments, but becomes eligible as a result of the extension.

- Property, Plant and Equipment - Proceeds before Intended Use (Amendments to Philippine Accounting Standards (PAS) 16, *Property, Plant and Equipment*). The amendments prohibit an entity from deducting from the cost of an item of property, plant and equipment the proceeds from selling items produced before that asset is available for use. The proceeds before intended use should be recognized in profit or loss, together with the costs of producing those items which are identified and measured in accordance with PAS 2, *Inventories*.

The amendments also clarify that testing whether an item of property, plant and equipment is functioning properly means assessing its technical and physical performance rather than assessing its financial performance.

For the sale of items that are not part of a company's ordinary activities, the amendments require the company to disclose separately the sales proceeds and related production cost recognized in profit or loss and specify the line items in which such proceeds and costs are included in the consolidated statement of comprehensive income. This disclosure is not required if such proceeds and cost are presented separately in the consolidated statement of comprehensive income.

The amendments are effective for annual reporting periods beginning on or after January 1, 2022. Earlier application is permitted. The amendments apply retrospectively, but only to items of property, plant and equipment made available for use on or after the beginning of the earliest period presented in the financial statements in which the company first applies the amendments.

Onerous Contracts - Cost of Fulfilling a Contract (Amendment to PAS 37, *Provisions, Contingent Liabilities and Contingent Assets*). The amendments clarify that the cost of fulfilling a contract when assessing whether a contract is onerous includes all costs that relate directly to a contract - i.e. it comprise both incremental costs and an allocation of other direct costs.

The amendments are effective for annual reporting periods beginning on or after January 1, 2022 to contracts existing at the date when the amendments are first applied. At the date of initial application, the cumulative effect of applying the amendments is recognized as an opening balance adjustment to retained earnings or other component of equity, as appropriate. The comparatives are not restated. Earlier application is permitted.

- Fees in the '10 per cent' Test for Derecognition of Financial Liabilities (Amendment to PFRS 9). The amendment clarifies that for the purpose of performing the '10 per cent' test for derecognition of financial liabilities, the fees paid net of fees received included in the discounted cash flows include only fees paid or received between the borrower and the lender, including fees paid or received by either the borrower or lender on the other's behalf. It applies to financial liabilities that are modified or exchanged on or after the beginning of the annual reporting period in which the entity first applies the amendment.

- Lease Incentives (Amendment to PFRS 16). The amendment deletes the reimbursement relating to leasehold improvements to remove the potential for confusion because the example had not explained clearly enough the conclusion as to whether the reimbursement would meet the definition of a lease incentive in PFRS 16.

Basis of Consolidation

The consolidated financial statements include the accounts of the Parent Company, as well as those of its subsidiaries enumerated in Note 1 to the consolidated financial statements.

Subsidiaries

Subsidiaries are entities controlled by the Parent Company. The Parent Company controls an entity if and only if, the Parent Company is exposed to, or has rights to, variable returns from its involvement with the entity and has the ability to affect those returns through its power over the entity. The Parent Company reassesses whether or not it controls an investee if facts and circumstances indicate that there are changes to one or more of the 3 elements of control.

The financial statements of the subsidiaries are prepared for the same reporting period as the Parent Company and are included in the consolidated financial statements from the date when control commences until the date when control ceases.

The accounting policies of subsidiaries are being aligned with the policies adopted by the Group. Losses applicable to the NCI in a subsidiary are allocated to the NCI even if doing so causes the NCI to have a deficit balance.

Accounting for NCI

NCI represents the portion of profit or loss, OCI and the net assets not held by the Group and are presented separately in the consolidated statement of profit or loss and other comprehensive income and within equity in the consolidated statement of financial position, separately from the Parent Company's equity.

Acquisitions of NCI are accounted for as transaction with owners in their capacity as owners and therefore no goodwill is recognized as a result of such transactions. The adjustments to NCI, if any, are based on a proportionate amount of the net assets of the subsidiary.

Loss of Control

Upon the loss of control, the Group derecognizes the assets and liabilities of the subsidiary, any noncontrolling interests and other components of equity related to the subsidiary. Any surplus or deficit resulting from loss of control is recognized in profit or loss. If the Group retains any interest in the previous subsidiary, then such interest is measured at fair value at the date that control is lost. Subsequently, it is accounted for as an equity-accounted investee or as an equity security - at FVOCI depending on the level of influence.

Transactions Eliminated on Consolidation

Intra-group balances and transactions, and any unrealized income and expenses arising from intra-group transactions, are eliminated in preparing the consolidated financial statements. Unrealized gains arising from transactions with equity-accounted investees are eliminated against the investment to the extent of the Group's interest in the investee. Unrealized losses are eliminated in the same way as unrealized gains, but only to the extent that there is no evidence of impairment.

Segment Reporting

An operating segment is a component of the Group that engages in business activities from which it may earn revenues and incur expenses, including revenues and expenses that relate to transactions with any of the Group's other components. All operating results are reviewed regularly by the Group's BOD, the chief operating decision maker of the Group, to make decisions about resources to be allocated to the segment and to assess its performance, and for which discrete financial information is available.

Segment results that are reported to the Group's BOD include items directly attributable to a segment as well as those that can be allocated on a reasonable basis. Unallocated items comprise mainly corporate assets, head office expenses and income tax assets and liabilities.

Segment capital expenditure is the total cost incurred during the year to acquire property and equipment.

The Group's operating businesses are organized and managed separately according to hotel property location, with each segment representing a strategic business unit.

Revenue Recognition

Revenue from Contracts with Customers

The Group's business is primarily engaged in offering hotel rooms and facilities such as restaurants, function halls, coffee shops and all adjuncts and accessories thereto.

The Group recognizes revenue when it transfers control over a product or service to a customer. Revenue is measured based on the consideration specified in a contract with a customer.

The following is a description of principal activities from which the Group generates its revenue. Revenue is disaggregated by major products/service lines as reflected in the consolidated statement of profit or loss and other comprehensive income.

Hotel Rooms and Function Halls

Revenue from hotel rooms and function halls is recognized at the point in time when control of the asset is transferred to a customer, generally on actual occupancy. The normal credit terms for lease of hotel rooms and function halls is 30 days, when payment is made on credit.

Food and Beverage

Revenue from food and beverage is recognized at the point in time when the goods have been delivered.

Rent and Related Income

Rental income on leased areas of the Group is accounted for on a straight-line basis over the term of the lease.

Other Operating Departments

Revenue from other operating departments is recognized at the point in time when the service has been rendered. This includes guest, laundry and valet, parking fees, among others.

Revenues outside the scope of PFRS 15, *Revenue from Contracts with Customers*:

Interest Income

Interest income is recognized on a time proportion basis on the principal outstanding and at the rate applicable.

Other Income

Other income is recognized at the point in time when the service has been rendered.

Determination of whether the Group is Acting as a Principal or an Agent

The Group assesses its revenue arrangements against the following criteria to determine whether it is acting as a principal or an agent:

- whether the Group has primary responsibility for providing the goods and services;
- whether the Group has inventory risk before or after the customer order; and
- whether the Group has discretion in establishing prices.

If the Group has determined it is acting as a principal, the Group recognizes revenue on a gross basis with the amount remitted to the other party being accounted as part of costs and expenses. If the Group has determined it is acting as agent, only the net amount retained is recognized as revenue.

The Group assessed its revenue arrangements and concluded that it is acting as principal in all arrangements.

Cost and Expense Recognition

Costs and expenses are recognized in profit or loss upon utilization of the service or at the date they are incurred. Interest expense are reported on an accrual basis.

Financial Instruments

A financial instrument is any contract that gives rise to a financial asset of one entity and a financial liability or equity instrument of another entity.

Date of Recognition

Financial instruments are recognized in the consolidated statement of financial position when the Group becomes a party to the contractual provisions of the instrument. The Group determines the classification of its financial assets on initial recognition and, where allowed and appropriate, re-evaluates these classifications at each reporting date.

All regular way purchases and sales of financial assets are recognized on the trade date, i.e. the date that the Group commits to purchase the asset. Regular way purchases or sales are purchases or sale of financial assets that require delivery of assets within the period generally established by regulation or convention in the market place.

A financial asset (unless it is a trade receivable without a significant financing component) or financial liability is initially measured at fair value plus or minus, for an item not at FVTPL, transaction costs that are directly attributable to its acquisition or issue. A trade receivable without a significant financing component is initially measured at the transaction price.

Measurement at Initial Recognition

Financial instruments are recognized initially at fair value of the consideration given (in case of an asset) or received (in case of a liability). Except for financial instruments at FVTPL, the initial measurement of financial instruments includes transaction costs.

Classification of Financial Assets

Financial Assets

On initial recognition, a financial asset is classified as measured at amortized cost, FVOCI or FVTPL, based on their contractual cash flow characteristics and the business model for managing the financial assets.

Debt Instruments

Financial Assets Measured at Amortized Cost

A financial asset that is a debt instrument, other than those that are designated at FVTPL, which meet both of the following conditions:

- The financial asset is held within a business model whose objective is to hold financial assets in order to collect contractual cash flows; and
- The contractual terms of the financial asset give rise on specified dates to cash flows that are solely payments of principal and interest (SPPI) on the principal amount outstanding.

Included in this category are the Group's cash and cash equivalents, receivables, notes receivable, due from related parties, short-term investments and other noncurrent assets.

Cash

Cash includes cash on hand and in banks which are stated at face value.

Receivables

Receivables are nonderivative financial assets with fixed or determinable payments and are not quoted in an active market. They arise when the Group provides money, goods or services directly to a debtor with no intention of trading the receivables. These are included in current assets if maturity is within 12 months from the reporting date. Otherwise, these are classified as noncurrent assets.

Short-term Investments

Short-term investments are certificates of deposit which are highly liquid with maturities of more than 3 months but less than 1 year from date of acquisition and are subject to an insignificant risk of change in value.

Refundable Deposits

Refundable deposits are payment made by the Group to its lessors at the inception of the respective lease agreements entered into by the Group.

FVOCI

A financial asset that is a debt instrument measured at FVOCI shall meet both of the following conditions and is not designated as FVTPL:

- The financial asset is held within a business model whose objective is achieved by both collecting contractual cash flows and selling financial assets; and
- The contractual terms of the financial asset give rise on specified dates to cash flows that are SPPI on the principal amount outstanding.

Included in this category is the Group's equity securities at FVOCI.

FVTPL

All other financial assets not measured at FVOCI or at amortized cost are classified as measured at FVTPL, except when the financial asset is part of a hedging relationship. On initial recognition, the Group may irrevocably designate a financial asset that otherwise meets the requirements to be measured at amortized cost or at FVOCI as at FVTPL if doing so eliminates or significantly reduces an accounting mismatch that would otherwise arise.

There are no financial assets at FVTPL as at the date of initial application and as at December 31, 2022 and 2021.

Equity Instruments

Financial assets that are equity instruments shall be classified under any of the following categories:

- Financial assets measured at FVTPL which shall include financial assets held for trading; or
- Financial assets at FVOCI which shall consist of equity instruments that are irrevocably designated at FVOCI at initial recognition that are neither held for trading nor contingent consideration recognized by an acquirer in a business combination to which PFRS 3, *Business Combinations*, applies. This election is made on an instrument-by-instrument basis.

As at December 31, 2022 and 2021, the Group has equity securities - at FVOCI as financial assets measured at FVOCI.

Business Model Assessment

Business model pertains to the manner by which a portfolio of financial assets will be managed to generate cash flows such as by collecting contractual cash flows or by both collecting contractual cash flows and selling the financial assets, among others.

The Group makes an assessment of the objective of the business model for the financial assets because this best reflects the way the financial assets are managed. The information considered includes:

- the stated policies and objectives for the financial assets and the operation of those policies in practice. These include whether management's strategy focuses on earning contractual interest income, maintaining a particular interest rate profile, earning dividend income, matching the duration of the financial assets to the duration of any related liabilities or expected cash outflows or realizing cash outflows through the sale of assets;
- the risks that affect the performance of the business model and how those risks are managed;
- how managers of the business are compensated (e.g. whether compensation is based on the fair value of the assets managed or the contractual cash flows collected); and
- the frequency, volume and timing of sales of financial assets in prior periods, the reason for such sales and expectations about future sales activity.

Transfers of financial assets to third parties in transactions that do not qualify for derecognition are not considered for this purpose, consistent with the Group's continuing recognition of the assets.

Financial assets that are held for trading or are managed and whose financial performance is evaluated on a fair value basis are measured at FVTPL.

Assessment whether Contractual Cash Flows are SPPI

In assessing whether the contractual cash flows are SPPI, the Group considers the contractual terms of the instrument. This includes assessing whether the financial asset contains a contractual term that could change the timing or amount of contractual cash flows such that it would not meet this condition. In making the assessment, the Group considers:

- contingent events that would change the amount or timing of cash flows;
- terms that may adjust the contractual coupon rate, including variable rate features;
- prepayment and extension features; and
- terms that limit the Group's claim to cash flows from specified assets (e.g. nonrecourse features).

Prepayment feature is consistent with the SPPI criterion if the prepayment amount substantially represents unpaid amounts of principal and interest on the principal amount outstanding, which may include reasonable additional compensation for early termination of the contract. Additionally, for a financial asset acquired for a discount or premium to its contractual face amount, a feature that permit or requires prepayment that an amount that substantially represents the contractual face amount plus accrued (but unpaid) contractual interest (which may include reasonable additional compensation for early termination) is treated as consistent with this criterion if the fair value of the prepayment feature is insignificant at initial recognition.

Subsequent Measurement of Financial Assets

Financial assets at amortized cost are subsequently measured at amortized cost using the effective interest method. The amortized cost is reduced by impairment losses. Interest income, foreign exchange gains and losses and impairment are recognized in profit or loss. Any gain or loss on derecognition is recognized in profit or loss.

Debt investments at FVOCI are subsequently measured at fair value. Interest income calculated using the effective interest method, foreign exchange gains and losses and impairment are recognized in profit or loss. Other net gains and losses are recognized in OCI. On derecognition, gains and losses accumulated in OCI are reclassified to profit or loss.

Equity investments at FVOCI are subsequently measured at fair value. Dividends are recognized as income in profit or loss unless the dividend clearly represents a recovery of part of the cost of the investment. Amounts recognized in OCI are not classified to profit or loss.

Financial assets at FVTPL are subsequently measured at fair value. Net gains and losses, including any interest or dividend income, are recognized in profit or loss.

Classification and Measurement of Financial Liabilities

Financial Liabilities

Financial liabilities are initially recognized at fair value. Transaction costs are deducted from the initial measurement of the Group's financial liabilities except for debt instruments classified at FVTPL.

Financial liabilities are subsequently measured as follows:

- financial liabilities that arise when a transfer of a financial asset does not qualify for derecognition or when the continuing involvement approach applies;
- financial guarantee contracts;
- commitments to provide a loan at a below-market interest rate; and

- contingent consideration recognized by an acquirer in a business combination.

As at December 31, 2022 and 2021, other financial liabilities at amortized cost include accounts payable and accrued expenses (excluding local taxes, output VAT and withholding taxes), loans payable, due to a related party, lease liabilities, other current liabilities (excluding deferred income), concessionaires' deposits and retention payables (see Notes 8, 11, 12, 13, 14, 24 and 26). There are no financial liabilities measured at FVTPL.

Other Financial Liabilities at Amortized Cost

Issued financial instruments or their components which are not classified as financial liabilities at FVTPL are classified as other financial liabilities at amortized cost, where the substance of the contractual arrangement results in the Group having an obligation either to deliver cash or another financial asset to the holder or lender, or to satisfy the obligation other than by the exchange of a fixed amount of cash. After initial measurement, other financial liabilities are subsequently measured at amortized cost using the effective interest method.

Derecognition of Financial Instruments

Financial Asset

A financial asset (or, where applicable a part of a financial asset or part of a group of similar financial assets) is derecognized when:

- The rights to receive cash flows from the asset have expired;
- The Group retains the right to receive cash flows from the asset, but has assumed an obligation to pay them in full without material delay to a third party under a "pass-through" arrangement; or
- The Group has transferred its right to receive cash flows from the asset and either has: (a) transferred substantially all the risks and rewards of the asset, or (b) has neither transferred nor retained substantially all the risks and rewards of the asset, but has transferred control of the asset.

Where the Group has transferred its right to receive cash flows from an asset and has neither transferred nor retained substantially all the risks and rewards of the asset nor transferred control of the asset, the asset is recognized to the extent of the Group's continuing involvement in the asset. Continuing involvement that takes the form of a guarantee over the transferred asset is measured at the lower of the original carrying amount of the asset and the maximum amount of consideration that the Group could be required to pay.

Financial Liabilities

A financial liability is derecognized when the obligation under the liability is discharged or cancelled or has expired. Where an existing financial liability is replaced by another from the same lender on substantially different terms, or the terms of an existing liability are substantially modified, such an exchange or modification is treated as a derecognition of the original liability and the recognition of a new liability, with the difference in the respective carrying amounts recognized in consolidated statement of profit or loss and other comprehensive income.

Offsetting of Financial Instruments

Financial assets and financial liabilities are offset and the net amount is reported in the consolidated statement of financial position if, and only if, there is a currently enforceable legal right to offset the recognized amounts and there is an intention to settle on a net basis, or to realize the asset and settle the liability simultaneously. This is generally not the case with master netting agreements, thus, the related assets and liabilities are presented at gross amounts in the consolidated statement of financial position.

As at December 31, 2022 and 2021, only due to/from related party transactions were offset in the consolidated financial statements. The said accounts were being set-off because the management intends either to settle on a net basis or to realize the asset and settle the liability simultaneously.

Determination and Measurement of Fair Value

The Group measures financial instruments at fair value at each consolidated statement of financial position date. Fair value is the price that would be received to sell an asset or paid to transfer a liability in an orderly transaction between market participants at the measurement date. The fair value measurement is based on the presumption that the transaction to sell the asset or transfer the liability takes place either:

- In the principal market for the asset or liability; or
- In the absence of a principal market, in the most advantageous market for the asset or liability.

The principal or the most advantageous market must be accessible by the Group. The fair value of an asset or a liability is measured using the assumptions that market participants would use when pricing the asset or liability, assuming that market participants act in their economic best interest.

A fair value measurement of a non-financial asset takes into account a market participant's ability to generate economic benefits by using the asset in its highest and best use or by selling it to market participant that would use the asset in its highest and best use.

The Group uses valuation technique that are appropriate in the circumstances and for which sufficient data are available to measure fair value, maximizing the use of relevant observable inputs and minimizing the use of unobservable inputs.

All assets and liabilities for which fair value is measured or disclosed in the consolidated financial statements are categorized within the fair value hierarchy, described as follows, based on the lowest level input that is significant to the fair value measurement as a whole:

- Level 1 - Quoted (unadjusted) markets for identical assets or liabilities.
- Level 2 - Valuation techniques for which the lowest level input that is significant to the fair value measurement is directly or indirectly observable.
- Level 3 - Valuation techniques for which the lowest level input that is significant to the fair value measurement is unobservable.

For assets and liabilities that are recognized in the consolidated statement of financial position on a recurring basis, the Group determines whether transfer have occurred between Levels in the hierarchy by reassessing categorization (based on the lowest level input that is significant to the fair value measurement as a whole) at the end of each reporting period.

Impairment of Financial Assets

Impairment of Financial Instruments

At the date of initial application of PFRS 9, the Group uses reasonable and supportable information that is available without undue cost or effort to determine the credit risk at the date that a financial instrument was initially recognized and compared that to the credit risk at the date of initial application.

Lifetime ECLs result from all possible default events over the expected life of a financial instruments while 12-month ECLs are the portion of ECLs that result from default events that are possible within 12 months after the reporting date (or a shorter period of the expected life of the instrument is less than 12 months).

The maximum period considered when estimating ECLs is the maximum contractual period over which the Group is exposed to credit risk.

Movement of ECLs

ECLs are a probability-weighted estimate of credit losses. Credit losses are measured as the present value of cash shortfalls (i.e. the difference between the cash flows due to the entity in accordance with the contract and the cash flows that the Group expects to receive).

ECLs are discounted at the EIR of the financial assets.

Credit-impaired Financial Assets

At each reporting date, the Group assesses whether financial assets carried at amortized cost are credit-impaired. The financial asset is 'credit impaired' when one or more events that have a detrimental impact on the estimated future cash flows of the financial assets have occurred.

Evidence that a financial asset is credit-impaired includes the following observable data:

- significant financial difficulty of the borrower or issuer;
- a breach of contract such as default or being more than the normal credit terms of the Group;
- the restructuring of a loan or advance by the Group on terms that the Group would not consider otherwise;
- it is probable that the borrower will enter bankruptcy or other financial reorganization; or
- the disappearance of an active market for a security because of financial difficulties.

Loss allowances for financial assets measured at amortized cost are deducted from the gross carrying amount of the assets.

Current and Noncurrent Classification

The Group presents assets and liabilities in the consolidated statement of financial position based on current/noncurrent classification. An asset is current when:

- It is expected to be realised or intended to be sold or consumed in the normal operating cycle;
- It is held primarily for the purpose of trading;
- It is expected to be realized within 12 months after the reporting period; or
- It is cash or cash equivalent unless restricted from being exchanged or used to settle a liability for at least 12 months after the reporting period.

All other assets are classified as noncurrent.

A liability is current when:

- It is expected to be settled in the normal operating cycle;
- It is held primarily for the purpose of trading;
- It is due to be settled within 12 months after the reporting period; or
- There is no unconditional right to defer the settlement of the liability for at least 12 months after the reporting period

The Group classifies all other liabilities as noncurrent.

Deferred tax assets and liabilities are classified as noncurrent assets and liabilities.

Inventories

Inventories are stated at the lower of cost and NRV. Cost incurred in bringing the inventories to their present location and condition is calculated using the weighted average method.

NRV for food and beverage represents the estimated selling price in the ordinary course of business less the estimated costs to sell. NRV of operating supplies and engineering and maintenance supplies is the estimated current replacement cost. Inventories are periodically reviewed and evaluated for obsolescence. Obsolete inventories are scrapped or disposed of and the related costs are charged to operations.

Prepaid Expenses

Prepaid expenses represent expenses not yet incurred but are already paid. Prepaid expenses are initially recorded as assets and measured at the amount of cash paid. Subsequent to initial recognition, these are charged to profit or loss as they are consumed in operations or expire with the passage of time.

Prepaid expenses are classified in the consolidated statement of financial position as current assets when the cost of goods or services related to the prepayments are expected to be incurred within one year or the Group's normal operating cycle, whichever is longer. Otherwise, they are classified as noncurrent assets.

Property and Equipment

Measurement at Initial Recognition

Upon initial recognition, items of property and equipment are measured at cost which comprises the purchase price and all directly attributable costs of bringing the asset to the location and condition for its intended use.

Measurement Subsequent to Initial Recognition

Property and equipment, except for leasehold improvements, operating equipment and construction-in-progress which are stated at cost, are carried at revalued amounts, being the fair value at the date of the revaluation less any subsequent accumulated depreciation and impairment losses, if any. Fair values are determined through appraisal by an independent firm of appraisers. Revaluations are made with sufficient regularity to ensure that the carrying amount does not differ materially from that which would be determined using fair value at the end of the reporting period.

The net appraisal surplus resulting from the revaluation is credited to "Revaluation surplus on property and equipment" account (net of corresponding deferred income tax effect) shown under the consolidated statement of changes in equity. Any increase in the revaluation amount is credited to the "Revaluation surplus on property and equipment" account unless it offsets a previous decrease in the value of the same asset recognized in profit or loss. A decrease in value is recognized in profit or loss where it exceeds the increase previously recognized in the "Revaluation surplus on property and equipment." Upon disposal, any related revaluation surplus is transferred to "Retained earnings" account and is not taken into account in arriving at the gain or loss on disposal. Also, the amount of revaluation surplus absorbed through depreciation is being transferred to "Retained earnings" account, net of deferred tax effect.

All costs, including borrowing costs, which were directly and clearly associated with the construction of the Group, were capitalized.

Construction-in-progress, included in property and equipment, represents structures under construction and is stated at cost. This includes cost of construction and other direct costs. Construction-in-progress is not depreciated until such time as the relevant assets are completed and put into operational use.

Operating equipment consisting of chinaware, glassware, silverware and linen are stated at cost less accumulated depreciation and adjustments based on periodic inventory method. Under this method, the recorded costs of operating equipment are depreciated using various rates and adjusted based on periodic inventory count. Adjustments include the effects of any breakages and damages. The depreciation and adjustments are recognized in profit or loss.

Subsequent Costs

Subsequent costs that can be measured reliably are added to the carrying amount of the asset when it is probable that future economic benefits associated with the asset will flow to the Group. The costs of day-to-day servicing of an asset are recognized as an expense in the period in which they are incurred.

Fair Value Measurement

The Group's property and equipment as at December 31, 2022 and 2021 is based on Level 3. Further information about the assumption made in measuring fair value of property and equipment is included in Note 9 to the consolidated financial statements.

Depreciation

Depreciation is computed using the straight-line method over the estimated useful lives of the assets. Leasehold improvements are depreciated over the estimated useful life of the asset or term of the lease, whichever is shorter.

The estimated useful lives are as follows:

	Number of Years
Land improvements	5 - 10
Leasehold improvements	Shorter of lease term and 10
Hotel buildings and improvements	15 - 50
Furniture, fixtures and equipment	3
Operating equipment	3
Transportation equipment	3

The estimated useful lives, as well as the depreciation methods are reviewed at each reporting date to ensure that the period and methods of depreciation are consistent with the expected pattern of economic benefits from those assets.

Fully depreciated assets are retained in the accounts until they are no longer in use, no further charges for depreciation are made in respect of those assets.

When an asset is disposed of, or is permanently withdrawn from use and no future economic benefits are expected from its disposal, the cost and related accumulated depreciation and impairment losses, if any, are removed from the accounts and any resulting gain or loss arising from the retirement or disposal is recognized in profit or loss.

Impairment of Nonfinancial Assets

The carrying amount of the Group's property and equipment is reviewed at each reporting date to determine whether there is any indication of impairment. If such indication exists, the recoverable amount of the impaired asset is estimated.

An impairment loss is recognized whenever the carrying amount of an asset or its cash-generating unit (CGU) exceeds its recoverable amount. Impairment losses are recognized in profit or loss, unless the asset is carried at revalued amount, in which case the impairment loss is charged to the revaluation increment of the said asset.

The recoverable amount is the greater of the asset's fair value less costs of disposal and value-in-use (VIU). Fair value less cost of disposal is the price that would be received to sell an asset or paid to transfer a liability in an orderly transaction between market participants at the measurement date, less the costs of disposal. In assessing VIU, the estimated future cash flows are discounted to their present value using a pretax discount rate that reflects current market assessments of the time value of money and the risks specific to the asset being evaluated. If an asset does not generate cash inflows that are largely independent of those from other assets, the recoverable amount is determined for the CGU to which the asset belongs.

An impairment loss is reversed if there has been a change in the estimates used to determine the recoverable amount. An impairment loss is reversed only to the extent that the carrying amount of the asset does not exceed the carrying amount that would have been determined, net of depreciation, if no impairment loss had been recognized. Reversals of impairment are recognized in profit or loss, unless the asset is carried at a revalued amount, in which case the reversal is treated as a revaluation increase.

After such reversal, the depreciation expense is adjusted in future years to allocate the asset's revised carrying amount, less any residual value, on a systematic basis over its remaining life.

A reversal of an impairment loss on a revalued asset is recognized in the consolidated statement of changes in equity and increases the revaluation surplus. However, to the extent that an impairment loss on the same revalued asset was previously recognized in the profit or loss, a reversal of that impairment loss is also recognized in the profit or loss.

Employee Benefits

Short-term Employee Benefits

Short-term employee benefit obligations, such as those for salaries and wages, social security contributions, short-term compensated absences, bonuses and nonmonetary benefits, among others, are measured on an undiscounted basis and are expensed as the related service is provided.

Defined Benefit Plan

The Group's net obligation in respect of the defined benefit plan is calculated by estimating the amount of the future benefit that employees have earned in the current and prior periods, discounting that amount and deducting the fair value of any plan assets.

The calculation of DBO is performed on a periodic basis by a qualified actuary using the projected unit credit method. When the calculation results in a potential asset for the Group, the recognized asset is limited to the present value of economic benefits available in the form of any future refunds from the plan or reductions in future contributions to the plan.

Remeasurement of the net defined benefit liability, which comprise actuarial gains and losses, the return on plan assets (excluding interest) and the effect of the asset ceiling (if any, excluding interest), are recognized immediately in OCI and presented under "Retirement Benefits Reserve" under equity. The Group determines the net interest expense or income on the net defined benefit liability or asset for the period by applying the discount rate used to measure the DBO at the beginning of the annual period to the net defined benefit liability or asset, taking into account any changes in the net defined liability or asset during the period as a result of contributions and benefit payments. Net interest expense and other expenses related to the defined benefit plan are recognized in profit or loss.

When the benefits of a plan are changed or when a plan is curtailed, the resulting change in benefit that relates to past service or the gain or loss on curtailment is recognized immediately in profit or loss.

The Group recognizes gains and losses on the settlement of a defined benefit plan when the settlement occurs.

Related Party Relationship

A related party relationship exists when one party has the ability to control, directly or indirectly, through one or more intermediaries, the other party or exercise significant influence over the other party in making financial and operating decisions. Such relationships also exist between and/or among entities which are under common control with the reporting enterprise, or between, and/or among the reporting enterprise and its KMP, directors, or its stockholders. In considering each possible related party relationship, attention is directed to the substance of the relationship, and not merely the legal form.

Leases

At inception of a contract, the Group assesses whether a contract is, or contains, a lease. A contract is, or contains, a lease if the contract conveys the right to control the use of an identified asset for a period of time in exchange for consideration. To assess whether a contract conveys the right to control the use of an identified asset, the Group uses the definition of a lease in PFRS 16.

The Group as Lessee

At commencement or on modification of a contract that contains a lease component, the Group allocates the consideration in the contract to each lease component on the basis of its relative stand-alone prices. However, for the leases of property the Group has elected not to separate non-lease components and account for the lease and non-lease components as a single lease component.

The Group recognizes a right-of-use asset and a lease liability at the lease commencement date. The right-of-use asset is initially measured at cost, which comprises the initial amount of the lease liability adjusted for any lease payments made at or before the commencement date, plus any initial direct costs incurred and an estimate of costs to dismantle and remove the underlying asset or to restore the underlying asset or the site on which it is located, less any lease incentives received.

The right-of-use asset is subsequently depreciated using the straight-line method from the commencement date to the end of the lease term, unless the lease transfers ownership of the underlying asset to the Group by the end of the lease term or the cost of the right-of-use asset reflects that the Group will exercise a purchase option. In that case the right-of-use asset will be depreciated over the useful life of the underlying asset, which is determined on the same basis as those of property and equipment. In addition, the right-of-use asset is periodically reduced by impairment losses, if any, and adjusted for certain remeasurements of the lease liability.

The lease liability is initially measured at the present value of the lease payments that are not paid at the commencement date, discounted using the interest rate implicit in the lease or, if that rate cannot be readily determined, the Group's IBR. Generally, the Group uses its IBR as the discount rate.

The Group determines its IBR by obtaining interest rates from various external financing sources and makes certain adjustments to reflect the terms of the lease and type of the asset leased.

Lease payments included in the measurement of the lease liability comprise the following:

- fixed payments, including in-substance fixed payments;
- variable lease payments that depend on an index or a rate, initially measured using the index or rate as at the commencement date;
- amounts expected to be payable under a residual value guarantee; and
- the exercise price under a purchase option that the Group is reasonably certain to exercise, lease payments in an optional renewal period if the Group is reasonably certain to exercise an extension option, and penalties for early termination of a lease unless the Group is reasonably certain not to terminate early.

The lease liability is measured at amortized cost using the effective interest method. It is remeasured when there is a change in future lease payments arising from a change in an index or rate, if there is a change in the Group's estimate of the amount expected to be payable under a residual value guarantee, if the Group changes its assessment of whether it will exercise a purchase, extension or termination option or if there is a revised in-substance fixed lease payment.

When the lease liability is remeasured in this way, a corresponding adjustment is made to the carrying amount of the right-of-use asset or is recorded in profit or loss if the carrying amount of the right-of-use asset has been reduced to zero.

The Group presents right-of-use assets - net that do not meet the definition of investment property and lease liabilities as a separate line item in the consolidated statement of financial position.

Short-term Leases

The Group has elected not to recognize right-of-use assets - net and lease liabilities for short-term leases. The Group recognizes the lease payments associated with these leases as an expense on a straight-line basis over the lease term.

The Group as Lessor

At inception or on modification of a contract that contains a lease component, the Group allocates the consideration in the contract to each lease component on the basis of their relative standalone prices.

When the Group acts as a lessor, it determines at lease inception whether each lease is a finance lease or an operating lease.

To classify each lease, the Group makes an overall assessment of whether the lease transfers substantially all of the risks and rewards incidental to ownership of the underlying asset. If this is the case, then the lease is a finance lease; if not, then it is an operating lease. As part of this assessment, the Group considers certain indicators such as whether the lease is for the major part of the economic life of the asset.

When the Group is an intermediate lessor, it accounts for its interests in the head lease and the sub-lease separately. It assesses the lease classification of a sub-lease with reference to the right-of-use asset arising from the head lease, not with reference to the underlying asset. If a head lease is a short-term lease to which the Group applies the exemption described above, then it classifies the sub-lease as an operating lease.

If an arrangement contains lease and non-lease components, then the Group applies PFRS 15 to allocate the consideration in the contract.

The Group applies the derecognition and impairment requirements in PFRS 9 to the net investment in the lease. The Group further regularly reviews estimated unguaranteed residual values used in calculating the gross investment in the lease.

The Group recognizes lease payments received under operating leases as income on a straight-line basis over the lease term as part of 'other revenue'.

Foreign Currency Transactions and Translation

Transactions denominated in foreign currencies are recorded in PHP based on the exchange rates prevailing at the dates of the transactions. Monetary assets and liabilities denominated in foreign currencies are translated to PHP using the rates of exchange prevailing at the reporting date.

Differences arising on settlement or translation of monetary items are recognized in profit or loss with the exception of monetary items that are designated as part of the hedge of the Group's net investment in a foreign operation. These are recognized under "Foreign currency translation differences" account in OCI until the net investment is disposed of, at which time, the cumulative amount is reclassified to profit or loss. Tax charges and credits attributable to exchange differences on those monetary items are also recorded in OCI.

Nonmonetary items that are measured in terms of historical cost in a foreign currency are translated using the exchange rates at the dates of the initial transactions. Nonmonetary items measured at fair value in a foreign currency are translated using the exchange rates at the date when the fair value is determined.

The gain or loss arising on translation of nonmonetary items measured at fair value is treated in line with the recognition of the gain or loss on the change in fair value of the item (i.e., translation differences on items whose fair value gain or loss is recognized in OCI or profit or loss are also recognized in OCI or profit or loss, respectively).

During the translation of the consolidated financial statement accounts of the foreign subsidiaries wherein accounts are being maintained in USD, the differences between the reporting currency and the functional currency are recorded in OCI.

The results and financial position of the foreign subsidiaries are translated into PHP using the following procedures:

- assets and liabilities are translated at the closing rate at reporting date;
- income and expenses are translated at exchange rates at the date of the transaction; and
- all resulting exchange differences are recognized as a separate component in equity.

Income Taxes

Income tax comprises current and deferred tax. Current and deferred tax are recognized in profit or loss except to the extent that they relate to items recognized in OCI or directly in equity, in which case they are recognized respectively therein.

The Group has determined that interest and penalties related to income taxes, including uncertain tax treatments, do not meet the definition of income taxes, and therefore accounted for them under PAS 37, *Provisions, Contingent Liabilities and Contingent Assets*.

Current Tax

Current tax assets and liabilities for the current periods are measured at the amount expected to be recovered from or paid to the taxation authorities. The tax rates and tax laws used to compute the amount are those that are enacted at the end of each reporting period.

Current tax relating to items recognized directly in equity is recognized in equity and not in profit or loss. Management periodically evaluates positions taken in the tax returns with respect to situations in which applicable tax regulations are subject to interpretation and establishes provisions where appropriate.

Deferred Tax

Deferred tax is provided, using the liability method, on all temporary differences at the financial reporting date between the tax bases of assets and liabilities and their carrying amounts for financial reporting purposes.

Deferred tax, however, is not recognized when it arises from the initial recognition of an asset or liability in a transaction that is not a business combination and, at the time of the transaction, affects neither the accounting profit or loss nor taxable profit or loss.

Deferred tax liabilities are not provided on nontaxable temporary differences associated with investments in domestic subsidiaries, associates and interest in joint ventures. With respect to investments in other subsidiaries, associates and interests in joint ventures, deferred tax liabilities are recognized except when the timing of the reversal of the temporary difference can be controlled and it is probable that the temporary difference will not reverse in the foreseeable future.

The carrying amount of deferred tax assets is reviewed at each reporting date and reduced to the extent that it is no longer probable that sufficient future taxable profit will be available to allow all or part of the deferred tax assets to be utilized. Unrecognized deferred tax assets are reassessed at the end of each reporting period and are recognized to the extent that it has become probable that sufficient future taxable profits will allow the deferred tax asset to be recovered. It is probable that sufficient future taxable profits will be available against which a deductible temporary difference can be utilized when there are sufficient taxable temporary difference relating to the same taxation authority and the same taxable entity which are expected to reverse in the same period as the expected reversal of the deductible temporary difference. In such circumstances, the deferred tax asset is recognized in the period in which the deductible temporary difference arises.

Deferred tax assets and deferred tax liabilities are measured at the tax rates that are expected to apply in the year when the asset is realized or the liability is settled, based on tax rate and tax laws that have been enacted or substantively enacted at the end of the reporting period.

Deferred tax relating to items recognized in OCI or directly in equity is recognized in the consolidated statement of other comprehensive income and consolidated statement of changes in equity and not in profit or loss.

Deferred tax assets and deferred tax liabilities are offset, if there is a legally enforceable right to offset current income tax assets against current income tax liabilities and they relate to income taxes levied by the same tax authority and the Group intends to settle its current income tax assets and liabilities on a net basis.

VAT

Revenues, expenses and assets are recognized net of the amount of VAT, except:

- where the tax incurred on a purchase of assets or services is not recoverable from the taxation authority, in which case the tax is recognized as part of the cost of acquisition of the asset or as part of the expense item as applicable; and
- receivables and payables that are stated with the amount of tax included.

The amount of tax recoverable from, or payable to, the taxation authority is presented as part of "Prepaid expenses and other current assets" or "Accounts payable and accrued expenses" accounts, respectively, in the consolidated statement of financial position.

Equity

Capital stock is classified as equity. Incremental costs directly attributable to the issuance of capital stock, if any, are recognized as a deduction from equity, net of any tax effects, if this can be absorbed by the excess of issue cost over par value. Otherwise, these are recognized in profit or loss.

Retained earnings includes accumulated results of operations as reported in the consolidated statement of profit or loss and other comprehensive income, net of any dividend distribution.

EPS

Basic EPS is determined by dividing net income or loss for the year by the weighted average number of common shares subscribed and issued during the year, after retroactive adjustment for any stock dividend and stock splits declared during the year. Diluted EPS is computed in the same manner as the aforementioned, except that all outstanding convertible preferred shares were further assumed to have been converted to common stock at the beginning of the period or at the time of issuance during the year.

Provisions and Contingencies

A provision is a liability of uncertain timing or amount. It is recognized when the Group has a legal or constructive obligation as a result of a past event; when it is probable that an outflow of economic benefits will be required to settle the obligation and a reliable estimate can be made. The amount to be recognized as provision shall be the best estimate of the expenditure required to settle the present obligation at the end of the reporting period.

When it is not probable that an outflow of economic benefits will be required, or the amount cannot be estimated reliably, the obligation is disclosed as a contingent liability, unless the probability of outflow of economic benefits is remote. Possible obligations, whose existence will only be confirmed by the occurrence or non-occurrence of one or more future events, are also disclosed as contingent liabilities unless the probability of outflow of economic benefits is remote.

A contingent asset is a possible asset that arises from past events and whose existence will be confirmed only by the occurrence or non-occurrence of one or more uncertain future events not wholly within the control of the entity.

Contingent assets are not recognized in the consolidated financial statements but are disclosed when the inflow of economic benefits is probable.

Events After the Reporting Period

The Group identifies post year-end events as events that occurred after the reporting date but before the date when the consolidated financial statements were authorized for issue. Any post-year-end events that provide additional information about the Group's financial position or performance at the end of a reporting period (adjusting events) are recognized in the consolidated financial statements. Events that are not adjusting events are disclosed in the notes to the consolidated financial statements when material.

Amendments to Standards Not Yet Adopted

A number of amendments to standard is effective for annual periods beginning after January 1, 2022 and earlier application is permitted; however, the Group has not early adopted these amendments to standards in preparing these financial statements. The following amendments to standards are not expected to have significant impact on the Group's financial statements.

To be Adopted on January 1, 2023

- Definition of Accounting Estimates (Amendments to PAS 8, *Accounting Policies, Changes in Accounting Estimates and Errors*). To clarify the distinction between changes in accounting policies and changes in accounting estimates, the amendments introduce a new definition for accounting estimates, clarifying that they are monetary amounts in the financial statements that are subject to measurement uncertainty. The amendments also clarify the relationship between accounting policies and accounting estimates by specifying that an accounting estimate is developed to achieve the objective set out by an accounting policy. Developing an accounting estimate includes both selecting a measurement technique and choosing the inputs to be used when applying the chosen measurement technique. The effects of changes in such inputs or measurement techniques are changes in accounting estimates. The definition of accounting policies remain unchanged. The amendments also provide examples on the application of the new definition.

The amendments are effective for annual reporting periods beginning on or after January 1, 2023, with earlier application permitted, and will apply prospectively to changes in accounting estimates and changes in accounting policies occurring on or after the beginning of the first annual reporting period in which the amendments are applied.

- Disclosure of Accounting Policies (Amendments to PAS 1, *Presentation of Financial Statements* and PFRS Practice Statement 2, *Making Materiality Judgements*). The amendments are intended to help companies provide useful accounting policy disclosures. The key amendments to PAS 1 include:
 - requiring companies to disclose their material accounting policies rather than their significant accounting policies;
 - clarifying that accounting policies related to immaterial transactions, other events or conditions are themselves immaterial and as such need not be disclosed; and
 - clarifying that not all accounting policies that relate to material transactions, other events or conditions are themselves material to a company's financial statements.

The amendments are effective from January 1, 2023. Earlier application is permitted.

- Deferred Tax related to Assets and Liabilities arising from a Single Transaction (Amendments to PAS 12, *Income Taxes*). The amendments clarify that that the initial recognition exemption does not apply to transactions that give rise to equal taxable and deductible temporary differences such as leases and decommissioning obligations. The amendments apply for annual reporting periods beginning on or after January 1, 2023. Earlier application is permitted. For leases and decommissioning liabilities, the associated deferred tax assets and liabilities will be recognized from the beginning of the earliest comparative period presented, with any cumulative effect recognized as an adjustment to retained earnings or other appropriate component of equity at that date.

For all other transactions, the amendments apply to transactions that occur after the beginning of the earliest period presented.

To be Adopted on January 1, 2024

- Lease Liability in a Sale and Leaseback (Amendments to PFRS 16 Leases). The amendments confirm the following:
 - On initial recognition, the seller-lessee includes variable lease payments when it measures a lease liability arising from a sale-and-leaseback transaction.
 - After initial recognition, the seller-lessee applies the general requirements for subsequent accounting of the lease liability such that it recognizes no gain or loss relating to the right of use it retains.

A seller-lessee may adopt different approaches that satisfy the new requirements on subsequent measurement. For example, the seller-lessee could determine the lease payments to be deducted from the lease liability as expected lease payments or as equal periodic payments over the lease term, with the difference between those payments and amounts actually paid recognized in profit or loss.

The amendments are effective for annual reporting periods beginning on or after 1 January 2024, with earlier application permitted. Under PAS 8, *Accounting Policies, Changes in Accounting Estimates and Errors*, a seller-lessee will need to apply the amendments retrospectively to sale-and-leaseback transactions entered into or after the date of initial application of PFRS 16.

- Classification of Liabilities as Current or Noncurrent - 2020 amendments and Non-Current Liabilities with Covenants - 2022 amendments (Amendments to PAS 1, *Presentation of Financial Statements*). To promote consistency in application and clarify the requirements on determining whether a liability is current or noncurrent, the amendments:
 - removed the requirement for a right to defer settlement of a liability for at least twelve months after the reporting period to be unconditional and instead requires that the right must have substance and exist at the end of the reporting period;
 - clarified that only covenants with which a company must comply on or before the reporting date affect the classification of a liability as current or non-current and covenants with which the entity must comply after the reporting date do not affect a liability's classification at that date;
 - provided additional disclosure requirements for non-current liabilities subject to conditions within twelve months after the reporting period to enable the assessment of the risk that the liability could become repayable within twelve months; and
 - clarified that settlement of a liability includes transferring an entity's own equity instruments to the counterparty, but conversion options that are classified as equity do not affect classification of the liability as current or noncurrent.

The amendments will apply retrospectively for annual reporting periods beginning on or after January 1, 2024, with earlier application permitted. Entities that have early applied the 2020 amendments may retain application until the 2022 amendments are applied. Entities that will early apply the 2020 amendments after issue of the 2022 amendments must apply both amendments at the same time.

COVER SHEET

for
AUDITED FINANCIAL STATEMENTS

SEC Registration Number

A	S	0	9	4	-	0	0	8	6	7	8
---	---	---	---	---	---	---	---	---	---	---	---

COMPANY NAME

[illegible]**PRINCIPAL OFFICE (No. / Street / Barangay / City / Town / Province)**[illegible]

Form Type

A F S 2 2

Department requiring the report**Secondary License Type, If Applicable**

COMPANY INFORMATION

Company's email Address

Company's Telephone Number/s

--

Mobile Number

--	--

No. of Stockholders

Annual Meeting (Month / Day)

Fiscal Year (Month / Day)

--

CONTACT PERSON INFORMATION

The designated contact person *MUST* be an Officer of the Corporation

Name of Contact Person

Evangeline E. Soliveres

Email Address

e.soliveres@waterfronthotels.net

Telephone Number/s

(032) 687-0888

Mobile Number

CONTACT PERSON'S ADDRESS

No. 1 Waterfront Drive, Off Salinas Drive, Lahug

Note 1: In case of death, resignation or cessation of office of the officer designated as contact person, such incident shall be reported to the Commission within thirty (30) calendar days from the occurrence thereof with information and complete contact details of the new contact person designated.

2: All Boxes must be properly and completely filled-up. Failure to do so shall cause the delay in updating the corporation's records with the Commission and/or non-receipt of Notice of Deficiencies. Further, non-receipt of Notice of Deficiencies shall not excuse the corporation from liability for its deficiencies.

WATERFRONT PHILIPPINES, INCORPORATED AND SUBSIDIARIES

SCHEDULE OF FINANCIAL SOUNDNESS INDICATORS

As of December 31, 2022

Ratio	Formula	2022	2021
Current ratio	Total Current Assets divided by Total Current Liabilities Total Current Assets P4,222,560,541 Divided by: Total Current Liabilities 2,375,069,374 Current ratio 1.78	1.78	1.38
Acid test ratio	Quick assets (Total Current Assets less Inventories and Other Current Assets) divided by Total Current Liabilities Total Current Assets P4,222,560,541 Less: Inventories 29,102,436 Other current assets 2,488,321,569 Quick assets P1,705,136,536 Divided by: Total Current Liabilities 2,375,069,374 Acid test ratio 0.72	0.72	0.67
Solvency ratio	Net Income After Tax plus Non-cash Expenses divided by Total Liabilities Net Income After Tax P50,883,172 Add: Non-Cash Expenses 450,808,477 After-tax Net Operating Income P501,691,649 Divided by: Total Liabilities 8,016,280,027 Solvency ratio 0.06	0.06	0.18
Debt-to-equity ratio	Total Liabilities divided by Shareholder's Equity Total Liabilities P8,016,280,027 Divided by Shareholder's Equity 11,040,389,800 Debt-to-equity ratio 0.73	0.73	0.51
Asset-to-equity ratio	Total assets divided by Shareholder's Equity Total assets P20,408,528,698 Divided by: Shareholder's Equity 11,040,389,800 Asset-to-equity ratio 1.85	1.85	1.63
Interest rate coverage ratio	Net Income divided by Interest Expense Net Income P50,883,172 Divided by: Interest Expense 166,383,473 Interest rate coverage ratio 0.31	0.31	5.16
Return on equity	Net Income divided by Shareholder's Equity Net Income P50,883,172 Divided by: Shareholder's Equity 11,040,389,800 Return on Equity 0.46%	0.46%	5.08%
Return on assets	Net Income divided by Average Total Assets Net Income P50,883,172 Divided by: Average Total Asset Beginning Balance, asset P17,000,611,151 Add: Ending Balance, asset 20,408,528,698 P37,409,139,849 Divided by: 2 18,704,569,925 Return on asset 0.27%	0.27%	3.29%
Net profit margin	Net Income divided by Sales Revenue Net Income P50,883,172 Divided by: Sales Revenue 1,486,441,049 Net profit margin 3.42%	3.42%	53.20%

**RECONCILIATION OF RETAINED EARNINGS
AVAILABLE FOR DIVIDEND DECLARATION
AS OF DECEMBER 31, 2022**

WATERFRONT PHILIPPINES, INCORPORATED AND SUBSIDIARIES

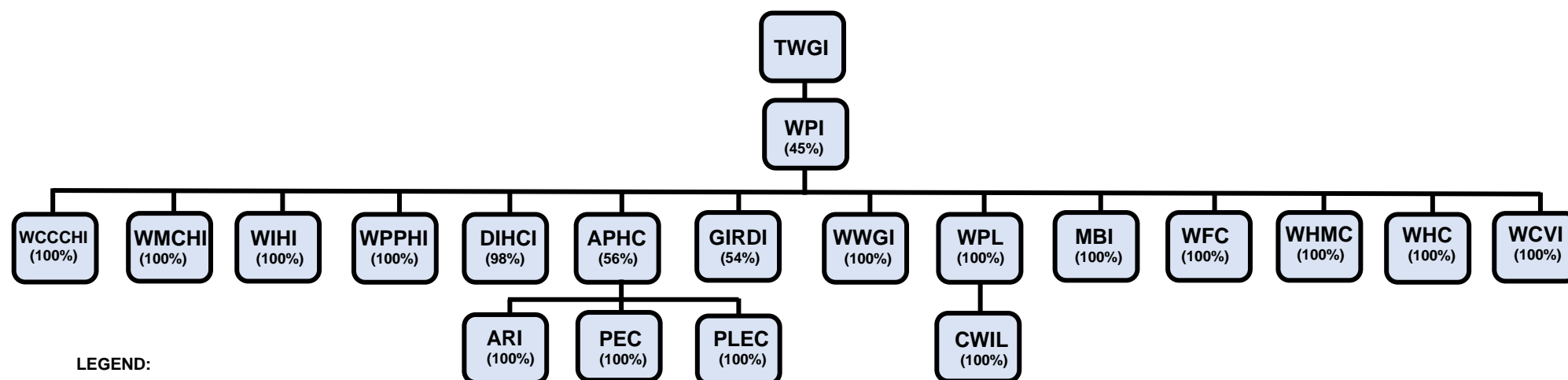
No. 1 Waterfront Drive, Off Salinas Drive, Lahug

Cebu City, Philippines

Unappropriated Retained Earnings, January 1, 2022	(P592,668,845)
Deferred tax assets, January 1, 2022	(177,810,708)
Unappropriated Retained Earnings, as <i>adjusted to available for dividend distribution</i>, January 1, 2022	(770,479,553)
Add:	
Net loss for the year closed to retained earnings	(91,531,796)
Less:	
Other unrealized gains or adjustments to the retained earnings as a result of certain transactions accounted for under the PFRS	 -
RETAINED EARNINGS AVAILABLE FOR DIVIDEND DECLARATION, DECEMBER 31, 2022	(P862,011,349)

Figures based on audited Separate Financial Statements.

WATERFRONT PHILIPPINES, INCORPORATED AND SUBSIDIARIES
SUPPLEMENTARY SCHEDULE REQUIRED UNDER THE REVISED SRC RULE 68
Map of Conglomerate
December 31, 2022

**LEGEND:**

TWGI	- The Wellex Group, Inc.
WPI	- Waterfront Philippines, Incorporated
WCCCCHI	- Waterfront Cebu City Casino Hotel, Incorporated
WMCHI	- Waterfront Mactan Casino Hotel, Incorporated
WIHI	- Waterfront Iloilo Hotel Inc.
WPPHI	- Waterfront Puerto Princesa Hotel, Inc.
DIHCI	- Davao Insular Hotel Company, Inc.
APHC	- Acesite (Phils.) Hotel Corporation (Doing business under the name and style of Waterfront Manila Hotel and Casino)
ARI	- Acesite Realty, Inc. (formerly CIMA Realty Phils., Inc.)
PEC	- Pavillion Enterprises Corp.
PLEC	- Pavillion Leisure and Entertainment Corp.
GIRDI	- Grand Ilocandia Resort and Development, Inc.
WWGI	- Waterfront Wellness Group, Inc.
WPL	- Waterfront Promotion Limited
CWIL	- Club Waterfront International Limited
MBI	- Mayo Bonanza, Inc.
WFC	- Waterfront Food Concepts, Inc.
WHMC	- Waterfront Hotel Management Corp.
WHC	- Waterfront Horizon Corporation (formerly Waterfront Entertainment Corporation)
WCVI	- Waterfront Cebu Ventures, Inc.

WATERFRONT PHILIPPINES, INCORPORATED AND SUBSIDIARIES

Table of Contents

**Supplementary Schedules of Annex 68-J
Required Under the Revised SRC Rule 68
December 31, 2022**

	<u>Page</u>
A. Financial Assets	<u>2</u>
B. Amounts Receivable from Directors, Officers, Employees, Related Parties and Principal Stockholders (Other than Affiliates).	<u>3</u>
C. Amounts Receivable from Related Parties which are Eliminated during the Consolidation of Financial Statements	<u>4</u>
D. Long-term Debt	<u>5</u>
E. Indebtedness to Related Parties	<u>6</u>
F. Guarantees of Securities of Other Issuers - <i>(nothing to report)</i>	<u>7</u>
G. Capital Stock	<u>8</u>

WATERFRONT PHILIPPINES, INCORPORATED AND SUBSIDIARIES
SCHEDULE A - FINANCIAL ASSETS
DECEMBER 31, 2022
(Amounts in thousands)

Name of Issuing Entity and Association of Each Issue	Number of shares or Principal Amount of Bonds and Notes	Amount Shown in the Statements of Financial Position	Value Based on Market Quotations at End of Reporting Period	Income Received and Accrued
Cash and cash equivalents *	P -	P580,813	P580,813	P5,485
Receivables	-	873,865	873,865	-
Notes receivable	-	247,382	247,382	8,578
Short-term investments	-	12,996	12,996	-
Due from related parties	-	6,161,398	6,161,398	77,355
Equity securities - at FVOCI	136,710	69,943	69,943	-
Other noncurrent assets **	-	51,035	51,035	-
	P136,710	P7,997,432	P7,997,432	P91,418

*Excluding cash on hand

**Excluding advances to contractors

See Notes 4, 5, 7, 8 and 10 to the Consolidated Financial Statements.

WATERFRONT PHILIPPINES, INCORPORATED AND SUBSIDIARIES
SCHEDULE B - AMOUNTS RECEIVABLE FROM DIRECTORS, OFFICERS
EMPLOYEES, RELATED PARTIES AND PRINCIPAL STOCKHOLDERS (Other than Related Parties)
DECEMBER 31, 2022
(Amounts in thousands)

Name and Designation of Debtor	Balance at Beginning of Period	Additions	Amounts Collected	Amounts Written Off	Current	Noncurrent	Balance at End of Period
The Wellex Group, Inc.	P971,130	P76,149	P -	P -	P1,047,279	P -	P1,047,279
Pacific Rehouse Corporation	584,570	10,653	-	-	595,223	-	595,223
Crisanta Realty Development Corporation	423,030	215,792	-	-	-	638,822	638,822
Westland Pacific Properties Corporation	608,675	22,400	-	-	-	631,075	631,075
Rexlon Realty Group, Inc.	650,500	42,000	-	-	500,000	192,500	692,500
Philippine Estates Corporation	92,054	-	-	-	92,054	-	92,054
Others	-	-	-	-	-	-	-
Forum Holdings Corporation	60,331	1,762	-	-	62,093	-	62,093
Plastic City Industrial Corporation	1,546	-	-	-	1,546	-	1,546
Acesite Leisure and Entertainment Corporation	236,618	12,109	-	-	248,727	-	248,727

See Note 8 to the Consolidated Financial Statements.

WATERFRONT PHILIPPINES, INCORPORATED AND SUBSIDIARIES
SCHEDULE C - AMOUNTS RECEIVABLE FROM RELATED PARTIES WHICH ARE ELIMINATED
DURING CONSOLIDATION OF FINANCIAL STATEMENTS
DECEMBER 31, 2022
(Amounts in thousands)

Name and Designation of Debtor	Balance at Beginning of period	Additions	Amounts Collected	Amounts Written Off	Current	Noncurrent	Balance at End of Period
Acesite (Phils.) Hotel Corp.	P186,347	P872	P -	P -	P187,219	P -	P187,219
Waterfront Hotel Management Corp.	98,940	105,313	-	-	204,253	-	204,253
Mayo Bonanza, Inc.	4,746	4	-	-	4,750	-	4,750
Waterfront Wellness Group, Inc.	2,061	-	-	-	2,061	-	2,061
Waterfront Food Concepts, Inc.	1,940	-	3	-	1,937	-	1,937
Waterfront Iloilo Hotel Inc.	386	58	-	-	444	-	444
Waterfront Puerto Princesa Hotel, Inc.	329	58	-	-	387	-	387

See Note 8 to the Consolidated Financial Statements.

WATERFRONT PHILIPPINES, INCORPORATED AND SUBSIDIARIES
SCHEDULE D - LONG-TERM DEBT
DECEMBER 31, 2022

<u>Title of Issue and Type of Obligation</u>	<u>Amount Authorized by Indenture</u>	<u>Amount Shown Under Caption "Current Portion of Long-term Debt" in Related Statement of Financial Position</u>	<u>Amount Shown Under Caption "Long-Term Debt" in Related Statement of Financial Position</u>
Social Security System Loans Payable	P375,000,000	P375,000,000	P -

See Notes 13 and 26 to the Consolidated Financial Statements.

WATERFRONT PHILIPPINES, INCORPORATED AND SUBSIDIARIES
SCHEDULE E - INDEBTEDNESS TO RELATED PARTIES
DECEMBER 31, 2022

<u>Name of Related Party</u>	<u>Balance at Beginning of Period</u>	<u>Balance at End of Period</u>
Acesite Leisure and Entertainment Corporation	P -	P -

See Note 8 to the Consolidated Financial Statements.

WATERFRONT PHILIPPINES, INCORPORATED AND SUBSIDIARIES
SCHEDULE F - GUARANTEES OF SECURITIES OF OTHER ISSUERS
DECEMBER 31, 2022

Name of Issuing Entity of Securities of Securities Guaranteed by the Company for which this Statement is Filed	Title of Issue of each Class of Securities Guaranteed	Total Amount Guaranteed and Outstanding	Amount Owned by Person for which Statement is Filed	Nature of Guarantee

Nothing to report

WATERFRONT PHILIPPINES, INCORPORATED AND SUBSIDIARIES
SCHEDULE G - CAPITAL STOCK
DECEMBER 31, 2022

Description	Number of Shares authorized	Number of Shares Issued and Outstanding Shown Under Related Statement of Financial Position Caption	Treasury Shares	Number of Shares Held by Related Parties	Directors, Officers and Employees	Others
Common shares	5,000,000,000	2,498,991,753	-	1,128,466,800	40,352,530	1,330,172,423

See Note 16 to the Consolidated Financial Statements.



**STATEMENT OF MANAGEMENT'S RESPONSIBILITY
FOR FINANCIAL STATEMENTS**

The management of **Waterfront Philippines, Inc.** is responsible for the preparation and fair presentation of the consolidated financial statements including the schedules attached therein, for the years ended **December 31, 2022 and 2021**, in accordance with the prescribed financial reporting framework indicated therein, and for such internal control as management determines is necessary to enable the preparation of financial statements that are free from material misstatement, whether due to fraud or error.


In preparing the financial statements, management is responsible for assessing the Company's ability to continue as a going concern, disclosing, as applicable matters related to going concern and using the going concern basis of accounting unless management either intends to liquidate the Company or to cease operations, or has no realistic alternative but to do so.

The Board of Directors is responsible for overseeing the Company's financial reporting process.


The Board of Directors reviews and approves the financial statements including the schedules attached therein, and submits the same to the stockholders or members.


R.G. Manabat & Co., appointed by the stockholders, has audited the financial statements of the company in accordance with the Philippine Standards on Auditing, and in its report to the stockholders or members, has expressed its opinion on the fairness of presentation upon completion of such audit.

Signed under oath by the following:


Sergio Ortiz-Luis, Jr.
Chairman of the Board



Evangelina E. Soliveres
Corporate Finance Director


Kenneth Gatchalian
President


Elvira A. Ting
Treasurer

Signed this 02 day of MAY 2023 ^{GP}
SUBSCRIBED AND SWORN TO BEFORE ME THIS MAY 02, 2023
IN THE CITY OF MANILA, PHILIPPINES

DOC. NO. 224;
PAGE NO. 45;
BOOK NO. 15;
SERIES OF 2023.


ATTY. GILBERTO B. PASIMANERO
Notary Public until December 31, 2023
Notarial Commission 2022 - 052
IBP# 165727; Pasig for yr. 2023
PTR# 0861164; Mla - 1-3-2023
Roll # 25473; TIN# 103-098-346
MCLE Exempt. No. VII-NP004370 'til 4-14-2025

WATERFRONT PHILIPPINES, INCORPORATED

**SEPARATE FINANCIAL STATEMENTS
December 31, 2022 and 2021**

With Independent Auditors' Report



R.G. Manabat & Co.
The KPMG Center, 6/F
6787 Ayala Avenue, Makati City
Philippines 1209
Telephone +63 (2) 8885 7000
Fax +63 (2) 8894 1985
Internet www.home.kpmg/ph
Email ph-inquiry@kpmg.com

REPORT OF INDEPENDENT AUDITORS

The Board of Directors and Stockholders
Waterfront Philippines, Incorporated
No. 1 Waterfront Drive
Off Salinas Drive, Lahug
Cebu City, Philippines

Report on the Audit of the Separate Financial Statements

Opinion

We have audited the separate financial statements of Waterfront Philippines, Incorporated (the Company), which comprise the separate statements of financial position as at December 31, 2022 and 2021, and the separate statements of comprehensive (loss) income, changes in equity and cash flows for each of the three years in the period ended December 31, 2022, and notes, comprising significant accounting policies and other explanatory information.

In our opinion, the accompanying separate financial statements present fairly, in all material respects, the unconsolidated financial position of the Company as at December 31, 2022 and 2021, and its unconsolidated financial performance and its unconsolidated cash flows for each of the three years in the period ended December 31, 2022 in accordance with Philippine Financial Reporting Standards (PFRSs).

Firm Regulatory Registration & Accreditation:

PRC-BOA Registration No. 0003, valid until November 21, 2023

SEC Accreditation No. 0003-SEC, Group A, valid for five (5) years covering the audit of 2020 to 2024

financial statements (2019 financial statements are covered by SEC Accreditation No. 0004-FR-5)

IC Accreditation No. 0003-IC, Group A, valid for five (5) years covering the audit of 2020 to 2024

financial statements (2019 financial statements are covered by IC Circular Letter (CL) No. 2019-39, Transition clause)

BSP Accreditation No. 0003-BSP, Group A, valid for five (5) years covering the audit of 2020 to 2024

financial statements (2019 financial statements are covered by BSP Monetary Board Resolution No. 2161, Transition clause)



Basis for Opinion

We conducted our audit in accordance with Philippine Standards on Auditing (PSAs). Our responsibilities under those standards are further described in the *Auditors' Responsibilities for the Audit of the Separate Financial Statements* section of our report. We are independent of the Company in accordance with the Code of Ethics for Professional Accountants in the Philippines (Code of Ethics) together with the ethical requirements that are relevant to our audit of the separate financial statements in the Philippines, and we have fulfilled our other ethical responsibilities in accordance with these requirements and the Code of Ethics. We believe that the audit evidence we have obtained is sufficient and appropriate to provide a basis for our opinion.

Responsibilities of Management and Those Charged with Governance for the Separate Financial Statements

Management is responsible for the preparation and fair presentation of the separate financial statements in accordance with PFRSs, and for such internal control as management determines is necessary to enable the preparation of separate financial statements that are free from material misstatement, whether due to fraud or error.

In preparing the separate financial statements, management is responsible for assessing the Company's ability to continue as a going concern, disclosing, as applicable, matters related to going concern and using the going concern basis of accounting unless management either intends to liquidate the Company or to cease operations, or has no realistic alternative but to do so.

Those charged with governance are responsible for overseeing the Company's financial reporting process.

Auditors' Responsibilities for the Audit of the Separate Financial Statements

Our objectives are to obtain reasonable assurance about whether the separate financial statements as a whole are free from material misstatement, whether due to fraud or error, and to issue an auditors' report that includes our opinion. Reasonable assurance is a high level of assurance, but is not a guarantee that an audit conducted in accordance with PSAs will always detect a material misstatement when it exists. Misstatements can arise from fraud or error and are considered material if, individually or in the aggregate, they could reasonably be expected to influence the economic decisions of users taken on the basis of these separate financial statements.



As part of an audit in accordance with PSAs, we exercise professional judgment and maintain professional skepticism throughout the audit. We also:

- Identify and assess the risks of material misstatement of the separate financial statements, whether due to fraud or error, design and perform audit procedures responsive to those risks, and obtain audit evidence that is sufficient and appropriate to provide a basis for our opinion. The risk of not detecting a material misstatement resulting from fraud is higher than for one resulting from error, as fraud may involve collusion, forgery, intentional omissions, misrepresentations, or the override of internal control.
- Obtain an understanding of internal control relevant to the audit in order to design audit procedures that are appropriate in the circumstances, but not for the purpose of expressing an opinion on the effectiveness of the Company's internal control.
- Evaluate the appropriateness of accounting policies used and the reasonableness of accounting estimates and related disclosures made by management.
- Conclude on the appropriateness of management's use of the going concern basis of accounting and, based on the audit evidence obtained, whether a material uncertainty exists related to events or conditions that may cast significant doubt on the Company's ability to continue as a going concern. If we conclude that a material uncertainty exists, we are required to draw attention in our auditors' report to the related disclosures in the separate financial statements or, if such disclosures are inadequate, to modify our opinion. Our conclusions are based on the audit evidence obtained up to the date of our auditors' report. However, future events or conditions may cause the Company to cease to continue as a going concern.
- Evaluate the overall presentation, structure and content of the separate financial statements, including the disclosures, and whether the separate financial statements represent the underlying transactions and events in a manner that achieves fair presentation.

We communicate with those charged with governance regarding, among other matters, the planned scope and timing of the audit and significant audit findings, including any significant deficiencies in internal control that we identify during our audit.

We also provide those charged with governance with a statement that we have complied with relevant ethical requirements regarding independence, and communicate with them all relationships and other matters that may reasonably be thought to bear on our independence, and where applicable, actions taken to eliminate threats or safeguards applied.



**Report on the Supplementary Information Required Under Revenue Regulations
No. 15-2010 of the Bureau of Internal Revenue**

Our audit was conducted for the purpose of forming an opinion on the basic separate financial statements taken as a whole. The supplementary information in Note 18 to the basic separate financial statements is presented for purposes of filing with the Bureau of Internal Revenue and is not a required part of the basic separate financial statements. Such supplementary information is the responsibility of management. The supplementary information has been subjected to the auditing procedures applied in our audit of the basic separate financial statements. In our opinion, the supplementary information is fairly stated, in all material respects, in relation to the basic separate financial statements taken as a whole.

The engagement partner on the audit resulting in this independent auditors' report is Darwin P. Virocel.

R.G. MANABAT & CO.

DARWIN P. VIROCEL

Partner

CPA License No. 0094495

SEC Accreditation No. 94495-SEC, Group A, valid for five (5) years
covering the audit of 2019 to 2023 financial statements

Tax Identification No. 912-535-864

BIR Accreditation No. 08-001987-031-2022

Issued June 27, 2022; valid until June 27, 2025

PTR No. MKT 9563853

Issued January 3, 2023 at Makati City

May 2, 2023

Makati City, Metro Manila



R.G. Manabat & Co.
The KPMG Center, 6/F
6787 Ayala Avenue, Makati City
Philippines 1209
Telephone +63 (2) 8885 7000
Fax +63 (2) 8894 1985
Internet www.home.kpmg/ph
Email ph-inquiry@kpmg.com

**REPORT OF INDEPENDENT AUDITORS
TO ACCOMPANY SEPARATE FINANCIAL STATEMENTS
FOR FILING WITH THE BUREAU OF INTERNAL REVENUE**

The Board of Directors and Stockholders
Waterfront Philippines, Incorporated
No. 1 Waterfront Drive
Off Salinas Drive, Lahug
Cebu City, Philippines

We have audited the accompanying separate financial statements of Waterfront Philippines, Incorporated (the Company) as at and for the year ended December 31, 2022, on which we have rendered our report dated May 2, 2023.

In compliance with Revenue Regulations V-20, we are stating that no partner of our Firm is related by consanguinity or affinity to the manager, president, members of the board of directors or principal stockholders of the Company.

R.G. MANABAT & CO.

DARWIN P. VIROCEL
Partner
CPA License No. 0094495
SEC Accreditation No. 94495-SEC, Group A, valid for five (5) years
covering the audit of 2019 to 2023 financial statements
Tax Identification No. 912-535-864
BIR Accreditation No. 08-001987-031-2022
Issued June 27, 2022; valid until June 27, 2025
PTR No. MKT 9563853
Issued January 3, 2023 at Makati City

May 2, 2023
Makati City, Metro Manila

Firm Regulatory Registration & Accreditation:
PRC-BOA Registration No. 0003, valid until November 21, 2023
SEC Accreditation No. 0003-SEC, Group A, valid for five (5) years covering the audit of 2020 to 2024
financial statements (2019 financial statements are covered by SEC Accreditation No. 0004-FR-5)
IC Accreditation No. 0003-IC, Group A, valid for five (5) years covering the audit of 2020 to 2024
financial statements (2019 financial statements are covered by IC Circular Letter (CL) No. 2019-39, Transition clause)
BSP Accreditation No. 0003-BSP, Group A, valid for five (5) years covering the audit of 2020 to 2024
financial statements (2019 financial statements are covered by BSP Monetary Board Resolution No. 2161, Transition clause)

WATERFRONT PHILIPPINES, INCORPORATED
SEPARATE STATEMENTS OF FINANCIAL POSITION

		December 31	
	Note	2022	2021
ASSETS			
Current Assets			
Cash in banks	4, 14	P64,306,188	P38,500
Due from related parties - current portion	6, 14	1,741,347,799	1,354,999,413
Total Current Assets		1,805,653,987	1,355,037,913
Noncurrent Assets			
Equity securities - at fair value through other comprehensive income	6, 14	50,000,000	50,000,000
Investments and advances to subsidiaries	5, 14	4,831,960,008	2,526,662,518
Due from related parties - noncurrent portion	6, 14	1,269,897,119	1,031,705,489
Deferred tax asset	11	182,968,953	177,810,708
Other noncurrent assets		22,962,070	19,677,813
Total Noncurrent Assets		6,357,788,150	3,805,856,528
		P8,163,442,137	P5,160,894,441
LIABILITIES AND EQUITY			
Current Liabilities			
Accrued expenses and other payables	8, 11	P769,156,504	P739,480,493
Due to related parties - current portion	6, 14	1,269,330,212	707,766,662
Loans payable	9, 14, 16	595,000,000	375,000,000
Income tax payable		755,924	2,607,976
Total Current Liabilities		2,634,242,640	1,824,855,131
Noncurrent Liabilities			
Loans payable - net of current portion	9, 14, 16	2,775,000,000	-
Due to related parties - noncurrent portion	6, 14	233,044,029	723,352,045
Total Noncurrent Liabilities		3,008,044,029	723,352,045
Total Liabilities		5,642,286,669	2,548,207,176
Equity			
Capital stock	13	2,498,991,753	2,498,991,753
Additional paid-in capital		706,364,357	706,364,357
Accumulated deficit		(684,200,642)	(592,668,845)
Net Equity		2,521,155,468	2,612,687,265
		P8,163,442,137	P5,160,894,441

See Notes to the Separate Financial Statements.

WATERFRONT PHILIPPINES, INCORPORATED
SEPARATE STATEMENTS OF COMPREHENSIVE (LOSS) INCOME

		Years Ended December 31		
	Note	2022	2021	2020
REVENUE				
Interest income	4, 6	P75,614,188	P60,156,108	P65,690,784
GENERAL AND ADMINISTRATIVE EXPENSES				
Taxes and licenses		6,486,963	321,730	110,566
Professional fees		1,509,595	1,435,675	1,484,980
Representation and entertainment		560,000	2,119,976	-
Impairment losses	5	308,514	-	12,451,762
Annual meeting expenses		177,075	178,386	-
Others	10	8,406,205	8,527,997	14,288,763
		17,448,352	12,583,764	28,336,071
INCOME BEFORE OTHER EXPENSE (INCOME) AND INCOME TAX BENEFIT		58,165,836	47,572,344	37,354,713
OTHER EXPENSE (INCOME)				
Interest expense	6, 9, 16	163,906,498	62,634,746	103,501,764
Accretion income	6	-	-	(8,813,375)
Reversal of accrual	9	-	(415,669,632)	-
Miscellaneous income		(9,806,544)	(8,571,566)	(8,768,519)
		154,099,954	(361,606,452)	85,919,870
(LOSS) INCOME BEFORE INCOME TAX BENEFIT		(95,934,118)	409,178,796	(48,565,157)
INCOME TAX BENEFIT	11	(4,402,321)	(102,371,265)	(12,823,131)
NET (LOSS) INCOME/TOTAL COMPREHENSIVE (LOSS) INCOME		(P91,531,797)	P511,550,061	(P35,742,026)

See Notes to the Separate Financial Statements.

WATERFRONT PHILIPPINES, INCORPORATED
SEPARATE STATEMENTS OF CHANGES IN EQUITY

	Years Ended December 31			
	Note	2022	2021	2020
CAPITAL STOCK	13	P2,498,991,753	P2,498,991,753	P2,498,991,753
ADDITIONAL PAID-IN CAPITAL		706,364,357	706,364,357	706,364,357
ACCUMULATED DEFICIT				
Balance at beginning of year		(592,668,845)	(1,104,218,906)	(1,068,476,880)
Net (loss) income for the year		(91,531,797)	511,550,061	(35,742,026)
Balance at end of year		(684,200,642)	(592,668,845)	(1,104,218,906)
		P2,521,155,468	P2,612,687,265	P2,101,137,204

See Notes to the Separate Financial Statements.

WATERFRONT PHILIPPINES, INCORPORATED
SEPARATE STATEMENTS OF CASH FLOWS

		Years Ended December 31		
	Note	2022	2021	2020
CASH FLOWS FROM OPERATING ACTIVITIES				
(Loss) income before income tax benefit		(P95,934,118)	P409,178,796	(P48,565,157)
Adjustments for:				
Interest expense	6, 9, 16	163,906,498	62,634,746	103,501,764
Impairment losses	5	308,514	-	12,451,762
Accretion income	6	-	-	(8,813,375)
Reversal of accrual	9	-	(415,669,632)	-
Depreciation	7	-	183,991	206,250
Interest income	6	(75,614,188)	(60,156,108)	(65,690,784)
		(7,333,294)	(3,828,207)	(6,909,540)
Changes in:				
Accrued expenses and other payables		(114,932,543)	7,048,848	7,501,820
		(122,265,837)	3,220,641	592,280
Interest received		21,837	-	-
Income taxes paid		(2,607,976)	(3,367,002)	(10,839,467)
Net cash used in operating activities		(124,851,976)	(146,361)	(10,247,187)
CASH FLOWS FROM INVESTING ACTIVITIES				
Deposits for future stock subscription in subsidiaries		(2,304,252,800)	-	-
Changes in:				
Equity securities - at fair value through other comprehensive income		-	-	(37,500,000)
Other noncurrent assets		(3,592,771)	(6,401,476)	(7,075,069)
Total cash used in investing activities		(2,307,845,571)	(6,401,476)	(44,575,069)
CASH FLOWS FROM FINANCING ACTIVITIES				
Proceeds from loan availment	16	3,050,000,000	-	-
Loan payments	16	(55,000,000)	-	-
Net advances to related parties	5, 6	(498,034,765)	6,565,198	54,770,338
Net cash provided by financing activities		2,496,965,235	6,565,198	54,770,338
NET INCREASE (DECREASE) IN CASH IN BANK		64,267,688	17,361	(51,918)
CASH IN BANK AT BEGINNING OF YEAR		38,500	21,139	73,057
CASH IN BANK AT END OF YEAR	4, 14	P64,306,188	P38,500	P21,139

See Notes to the Separate Financial Statements.

WATERFRONT PHILIPPINES, INCORPORATED
NOTES TO THE SEPARATE FINANCIAL STATEMENTS

1. Reporting Entity

Waterfront Philippines, Incorporated (the Company) was incorporated in the Philippines and registered with the Philippine Securities and Exchange Commission (SEC) on September 23, 1994 as an investment holding company. The Company is listed on the Philippine Stock Exchange (PSE) and is 46%-owned by The Wellex Group, Inc. (TWGI), an entity registered and domiciled in the Philippines.

The details of the equity interest of the Company in its subsidiaries as at December 31, 2022 and 2021 are as follows:

	Percentage of Ownership	
	Direct	Indirect
Hotels and Resorts		
Waterfront Cebu City Casino Hotel, Incorporated (WCCCHI)	100	-
Waterfront Mactan Casino Hotel, Incorporated (WMCHI)	100	-
Waterfront Iloilo Hotel Inc. (WIHI)	100	-
Waterfront Puerto Princesa Hotel, Inc. (WPPHI)	100	-
Davao Insular Hotel Company, Inc. (DIHCI)	98	-
Acesite (Phils.) Hotel Corporation (Doing business under the name and style of Waterfront Manila Hotel and Casino) (APHC)	56	-
Grand Ilocandia Resort and Development, Inc. (GIRDI)	54	-
Real Estate		
Acesite Realty, Inc. (ARI) (through direct ownership in APHC)	-	56
Fitness Gym		
Waterfront Wellness Group, Inc. (WWGI)	100	-
International Marketing and Promotion of Casinos		
Waterfront Promotion Limited (WPL)	100	-
Mayo Bonanza, Inc. (MBI)	100	-
Club Waterfront International Limited (CWIL) (through direct ownership in WPL)	-	100
Pastries Manufacturing		
Waterfront Food Concepts, Inc. (WFC)	100	-
Hotel Management and Operation		
Waterfront Hotel Management Corp. (WHMC)	100	-
Waterfront Horizon Corporation (WHC)	100	-
Pavillion Enterprises Corp. (through direct ownership in APHC) (PEC)	-	56
Pavillion Leisure and Entertainment Corp. (through direct ownership in APHC) (PLEC)	-	56
Investment Holding Company		
Waterfront Cebu Ventures, Inc. (WCVI)	100	-

The Company and all of the above subsidiaries (collectively referred to as the Group) were incorporated in the Philippines, except for WPL and CWIL, which were registered in the Cayman Islands.

The Company's percentages of ownership for the above subsidiaries are the same in 2022, 2021 and 2020.

The registered office of the Company is located at No. 1 Waterfront Drive, Off Salinas Drive, Lahug, Cebu City, Philippines.

Status of APHC Operation

On March 18, 2018, a fire broke out in APHC's hotel property that damaged the podium and hotel buildings that resulted to the suspension of its hotel operations. Based on the Fire Certification issued by the Bureau of Fire Protection - National Headquarters on April 23, 2018, the cause of the subject fire was declared and classified as "accidental in nature". APHC incurred casualty losses due to damages on its inventories and hotel property. APHC filed for property damage and business insurance claims from its insurance companies. The amount of insurance claims recoverable amounting to P1.72 billion was confirmed in 2020.

In 2018, APHC started the reconstruction and restoration of the podium and the hotel buildings which are still ongoing as at December 31, 2022. Although the various community quarantines implemented in Metro Manila have caused some delays, construction activities have not been totally stopped and management expects to complete Phase 1 of the reconstruction project by end of November 2023. A soft opening of the podium building, which houses the public areas including the lobby, some food and beverage outlets and the casino area at the ground floor level up to the third floor, is expected by November 2023. A related party, who has a long-term sublease contract with Philippine Amusement and Gaming Corporation (PAGCOR), entered into a long-term lease contract with APHC for the operation of a casino. The entire proceeds from insurance coverage claims have been allotted to complete the Phase 1 of the reconstruction work with additional funding expected to be coming from bank borrowings to be guaranteed by an affiliate.

The amenities, guest facilities and the remaining rooms of the hotel building are expected to be completed in Phases 2 and 3 of the reconstruction project. Phases 2 and 3 are expected to be completed by April 2024. These two latter phases will be funded by the cash flows generated by the operations and, when necessary, bank borrowings.

With the completion of the reconstruction project, full relaxation of the coronavirus disease 2019 (COVID-19) travel restrictions and the anticipated surge in tourism, the management is confident that it will be able to attract a good share of the incoming tourist markets and provide them with improved facilities and services.

2. Basis of Preparation

Basis of Accounting

These separate financial statements have been prepared in accordance with Philippine Financial Reporting Standards (PFRSs). They were authorized for issue by the Company's board of directors (BOD) on May 2, 2023.

In compliance with PFRS 10, *Consolidated Financial Statements*, the Company has prepared consolidated financial statements for the same periods in which it consolidates all investments in subsidiaries in accordance with the said standard. Such consolidated financial statements provide information about the economic activities of the Group of which the Company is the parent. Details of the Company's significant accounting policies are included in Note 17.

Users of these separate financial statements should read them together with the consolidated financial statements as at and for the years ended December 31, 2022 and 2021 in order to obtain full information on the consolidated financial position, consolidated financial performance and consolidated cash flows of the Company and its subsidiaries as a whole. The consolidated financial statements can be obtained from the SEC and from the website of the PSE (www.pse.com.ph).

Basis of Measurement

These separate financial statements have been prepared on the historical cost basis.

Functional and Presentation Currency

These separate financial statements are presented in Philippine peso, which is the Company's functional currency. All amounts have been rounded to the nearest peso, unless otherwise indicated.

3. Use of Judgments and Estimates

In preparing these separate financial statements, management has made judgments and estimates that affect the application of the Company's accounting policies and the reported amounts of assets, liabilities, income and expenses. Actual results may differ from these estimates.

Estimates and underlying assumptions are reviewed on an ongoing basis. Revisions to accounting estimates are recognized prospectively.

Judgments

Information about judgments made in applying accounting policies that have the most significant effects on the amounts recognized in the separate financial statements is as follows:

Provisions and Contingencies

The Company is currently involved in certain cases. The estimate of the probable costs for the resolution of these claims has been developed in consultation with outside counsels handling the Company's defense in these matters and is based upon an analysis of potential results. The Company currently does not believe that these proceedings will have a material adverse effect on its financial position. It is possible, however, that future results of operations could be materially affected by changes in the estimates or in the effectiveness of the strategies relating to these proceedings.

Classifying Financial Instruments

The Company exercises judgment in classifying a financial instrument, or its component parts, on initial recognition as a financial asset, financial liability, or an equity instrument in accordance with the substance of the contractual agreement and the definition of a financial asset, financial liability or an equity instrument. The substance of a financial instrument, rather than its legal form, governs its classification in the separate statement of financial position.

Assumptions and Estimation Uncertainties

Information about assumptions and estimation uncertainties at December 31, 2022 that have a significant risk of resulting in a material adjustment to the carrying amounts of assets and liabilities within the next financial year is as follows:

Fair Value Measurement of Financial Instruments

When the fair values of financial instruments recorded in the statement of financial position cannot be measured based on quoted prices in active markets, their fair value is measured using valuation techniques including the discounted cash flow model. The inputs to these models are taken from observable markets where possible, but where this is not feasible, a degree of judgment is required in establishing fair values. Judgments include considerations of inputs such as liquidity risk, credit risk and volatility. Changes in assumptions relating to these factors could affect the reported fair value of financial instruments.

Further details on the carrying amount of financial instruments are disclosed in Note 14.

Provision for Expected Credit Losses on Financial Assets

The Company uses the expected credit loss (ECL) model in estimating the level of allowance which includes forecasts of future events and conditions. A credit loss is the difference between the cash flows expected to be received discounted at the original effective interest rate. The model represents a probability-weighted estimate of the difference over the remaining life of the receivables. The maturity of the Company's receivables is less than one (1) year so the lifetime ECL and the 12-month ECL are similar. In addition, management assessed the credit risk of the receivables and due from related parties as at the reporting date as low, therefore the Company did not have to assess whether a significant increase in credit risk has occurred.

Further details on carrying amount of advances to subsidiaries and due from related parties are disclosed in Notes 5 and 6, respectively.

Useful Lives of Property and Equipment

The Company estimates the useful lives of property and equipment based on the period over which the assets are expected to be available for use. The estimated useful lives of property and equipment are reviewed at each reporting date and are updated if expectations differ from previous estimates due to physical wear and tear, technical or commercial obsolescence and legal or other limits on the use of the assets. In addition, estimation of the useful lives of property and equipment is based on the collective assessment of industry practice, internal technical evaluation and experience with similar assets. It is possible, however, that future results of operations could be materially affected by changes in estimates brought about by changes in the factors mentioned above. The amounts and timing of recording of expenses for any period would be affected by changes in these factors and circumstances. A reduction in the estimated useful lives of the property and equipment would increase depreciation and decrease the property and equipment account.

Further details on the carrying amount of property and equipment are disclosed in Note 7.

Impairment of Nonfinancial Assets

The Company's policy on estimating the impairment of nonfinancial assets is discussed in Note 17. The Company assesses at each reporting date whether there is an indication that the carrying amount of nonfinancial assets may be impaired. If such indication exists, the Company makes an estimate of the asset's recoverable amount. Though management believes that the assumptions used in the estimation of the recoverable amounts reflected in the financial statements are appropriate and reasonable, significant changes in these assumptions may materially affect the results of operations of the Company.

The factors that the Company considers important which could trigger an impairment review include the following:

- significant underperformance relative to the expected historical or projected future operating results;
- significant changes in the manner of use of the acquired assets or the strategy for overall business; and
- significant negative industry or economic trends.

As at December 31, 2022 and 2021, based on the assessment of the Company, there is no indication of impairment on its nonfinancial assets.

Deferred Tax Asset

The Company reviews its deferred tax asset at each reporting date and reduces the carrying amount to the extent that it is no longer probable that sufficient taxable profit will be available to allow all or part of the deferred tax asset to be utilized.

Significant management judgment is required to determine the amount of deferred tax asset that can be recognized, based upon the likely timing and the level of future taxable profits, together with future tax planning strategies.

Further details on deferred tax asset are disclosed in Note 11.

4. Cash in Banks

Cash in banks amounting to P64.31 million and P0.04 million in 2022 and 2021, respectively, is unrestricted and immediately available for use.

Interest income earned from cash in banks amounted to P0.02 million and nil in 2022 and 2021, respectively, is presented as part of "Interest income" account under "Revenue" in the separate statement of comprehensive (loss) income.

5. Investments and Advances to Subsidiaries

Investments and advances to subsidiaries consist of the following (amounts in thousands):

	December 31, 2022													
	WCCCHI	WMCHI	WIHI	WPPHI	DIHCI	APHC	GIRDI	WWGI	MBI	WFC	WHMC	WHC	WCVI	Total
Investment cost	P1,013,800	P13,800	P25,000	P6,250	P584,363	P479,228	P253,667	P625	P25	P125	P125	P125	P1,250	P2,378,383
Advances	-	-	444	387	-	187,218	-	2,061	4,746	1,940	98,940	-	122	295,858
Deposits for stock subscription	-	-	125,000	90,620	-	-	-	13,000	35,000	6,000	204,253	2,100,000	100	2,573,973
Total	1,013,800	13,800	150,444	97,257	584,363	666,446	253,667	15,686	39,771	8,065	303,318	2,100,125	1,472	5,248,214
Allowance for impairment losses	-	-	-	-	-	-	(253,667)	(15,686)	(39,771)	(8,065)	(99,065)	-	-	(416,254)
	P1,013,800	P13,800	P150,444	P97,257	P584,363	P666,446	P -	P -	P -	P -	P204,253	P2,100,125	P1,472	P4,831,960

	December 31, 2021													
	WCCCHI	WMCHI	WIHI	WPPHI	DIHCI	APHC	GIRDI	WWGI	MBI	WFC	WHMC	WHC	WCVI	Total
Investment cost	P1,013,800	P13,800	P25,000	P6,250	P584,363	P479,228	P253,667	P625	P25	P125	P125	P125	P1,250	P2,378,383
Advances	-	-	386	329	-	186,347	-	2,061	4,746	1,940	98,940	-	65	294,814
Deposits for stock subscription	-	-	125,000	90,620	-	-	-	13,000	35,000	6,000	-	-	100	269,720
Total	1,013,800	13,800	150,386	97,199	584,363	665,575	253,667	15,686	39,771	8,065	99,065	125	1,415	2,942,917
Allowance for impairment losses	-	-	-	-	-	-	(253,667)	(15,686)	(39,771)	(8,065)	(99,065)	-	-	(416,254)
	P1,013,800	P13,800	P150,386	P97,199	P584,363	P665,575	P -	P -	P -	P -	P -	P125	P1,415	P2,526,663

Deposits to Subsidiaries

As part of the Company's continuing commitment and guarantee for the subsidiaries to continue as going concern entities, the Company and its subsidiaries agreed to set aside a portion of the Company's outstanding advances to the subsidiaries as deposits for future stock subscriptions. The amounts set aside will be used as subscription payments by the Company once the planned increase in the authorized capital stock of the subsidiaries has materialized.

Advances to Subsidiaries

Advances to subsidiaries mainly represent funds provided to primarily support the subsidiaries' daily operations.

The advances to subsidiaries are annually renegotiated and repriced based on the agreement entered by the Company and subsidiaries.

Discussed below are the descriptions and the financial information of each subsidiary.

WCCCHI

WCCCHI was incorporated and registered with the SEC on September 23, 1994, primarily to own and operate hotels and other related businesses. The facilities of WCCCHI include an international convention center, an international casino building and a 561-room deluxe hotel at the former Lahug Airport, Cebu City. WCCCHI started operations in 1998.

The registered office of WCCCHI is at No. 1, Waterfront Drive, Off Salinas Drive, Lahug, Cebu City.

The significant information on the financial statements of WCCCHI is as follows (in thousands):

	2022	2021
Total current assets	P1,950,600	P904,686
Total assets	6,162,416	6,637,529
Total current liabilities	658,660	1,118,461
Total liabilities	1,693,977	2,211,986
Revenue	964,671	630,583
Net income	156,014	78,314

WMCHI

WMCHI was incorporated and registered with the SEC on September 23, 1994, primarily to own and operate hotels and other related businesses. The facilities of WMCHI include an international casino and a 167-room deluxe hotel (Airport Hotel Project) at the Mactan Cebu International Airport. WMCHI started commercial operations in 1996.

The registered office of WMCHI is located at No. 1 Airport Road, Mactan Island, Lapu-Lapu City, Cebu.

The significant information on the financial statements of WMCHI is as follows (in thousands):

	2022	2021
Total current assets	P1,280,870	P1,155,306
Total assets	2,331,049	1,876,807
Total current liabilities	175,094	152,264
Total liabilities	562,125	447,291
Revenue	295,326	273,229
Net income	64,673	43,066

WIHI

WIHI was incorporated and registered with the SEC on March 29, 2019, primarily to operate and manage a resort hotel and a restaurant that caters to the guests of the hotel.

As at December 31, 2022, WIHI has not yet started its commercial operations.

The registered office of WIHI is located at 7th Floor Manila Pavilion Hotel, U.N. Avenue corner Ma. Orosa, Barangay 666, Ermita, City of Manila, NCR, Philippines, 1000.

The significant information on the financial statements of WIHI is as follows (in thousands):

	2022	2021
Total current assets	P70	P50
Total assets	150,070	150,050
Total current liabilities	537	452
Total liabilities	125,537	125,452
Net loss	(65)	(66)

WPPHI

WPPHI was incorporated and registered with the SEC on May 15, 2017, primarily to acquire and hold real property such as lands, buildings and personal property of all kinds, to sell, lease, convey, mortgage, construct, improve and develop, contract for, manage, administer and or operate, alone or jointly with others any interest in real or personal property as well as in hotels, inns, lodging houses, resorts and all adjunct and accessories thereto, including restaurants, cafes, bars, stores and offices, barbershops and beauty lounges, sports facilities, places of amusement and entertainment of all kinds; to invest in other corporations for the advancement of its interest or to grant concessions, rights or licenses to others to operate, manage or deal with the same, to do any and all things necessary, suitable, convenient, proper or incidental to the accomplishment of the above purposes.

As at December 31, 2022, WPPHI has not yet started its commercial operations.

The registered office of WPPHI is located at 7th Floor Manila Pavilion Hotel, U.N. Avenue corner Ma. Orosa St., Ermita, Brgy. 666, Manila City 1000.

The significant information on the financial statements of WPPHI is as follows (in thousands):

	2022	2021
Total current assets	P51	P51
Total assets	96,921	96,921
Total current liabilities	4,946	4,864
Total liabilities	95,566	95,484
Net loss	(82)	(476)

DIHCI

DIHCI was incorporated and registered with the SEC in the Philippines on July 3, 1959 to engage primarily in the operation of hotel and hotel-related businesses.

The registered office of DIHCI is located at Waterfront Insular Hotel Davao, Km. 8000 Lanang, Davao City.

The significant information on the financial statements of DIHCI is as follows (in thousands):

	2022	2021
Total current assets	P200,145	P151,257
Total assets	3,613,098	3,430,396
Total current liabilities	80,189	62,318
Total liabilities	919,389	859,625
Revenue	217,926	90,389
Net income (loss)	5,217	(33,474)

APHC

APHC was incorporated and registered with the SEC on October 10, 1952 primarily to engage in the business of operating a hotel, or other accommodations, for the general public and to construct such facilities as may be reasonably necessary or useful in connection with the same.

APHC is the owner and operator of Waterfront Manila Hotel and Casino. The corporate life of APHC has been extended up to 2052. APHC's shares have been listed on the PSE since December 5, 1986.

APHC's subsidiaries consist of ARI, PEC and PLEC.

The registered office of APHC is located at 8th Floor, Waterfront Manila Hotel and Casino, United Nations Avenue corner Maria Orosa Street, Ermita, Manila.

The significant information on the consolidated financial statements of APHC is as follows (in thousands):

	2022	2021
Total current assets	P563,465	P880,025
Total assets	6,891,036	3,161,427
Total current liabilities	849,824	942,065
Total liabilities	2,116,739	1,222,125
Net loss	(72,857)	(49,653)

GIRDI

GIRDI was incorporated and registered with the SEC on December 18, 1990 to engage in the hotel and resort business.

The registered office of GIRDI is located at located at No. 37 Calayab, Laoag City, Ilocos Norte.

In 2000, GIRDI's BOD approved the cessation of its business operations. The Company has provided an allowance for impairment losses on its investment to GIRDI. The allowance for impairment losses on investment amounted to P253.67 million as at December 31, 2022 and 2021. Impairment losses recognized in the separate statement of comprehensive (loss) income amounted to nil in 2022, 2021 and 2020.

The significant information on the financial statements of GIRDI is as follows (in thousands):

	2022	2021
Total assets	P467,052	P467,756
Total liabilities	37,717	37,716
Net loss	(705)	(1,226)

WWGI

WWGI was incorporated and registered with the SEC on January 26, 2006, to engage in, conduct and carry on the general business of sporting and other recreational activities. The facilities of WWGI, which commenced commercial operations on May 1, 2006, include a fitness gym with top-of-the line equipment and amenities. WWGI also offers in-house massage for guests staying in WCCCHI, a fellow subsidiary.

The registered office of WWGI is located at No. 1 Waterfront Drive, Off Salinas Drive, Lahug, Cebu City.

Due to accumulated losses which resulted to a capital deficiency of P50.56 million, the Company has provided an allowance for impairment losses on its investment in and advances to WWGI. The allowance for impairment losses on its investment and advances amounted to P15.69 million as at December 31, 2022 and 2021. Impairment losses recognized in the separate statement of comprehensive (loss) income amounted to nil in 2022 and 2021 and P0.34 million in 2020.

The significant information on the financial statements of WWGI is as follows (in thousands):

	2022	2021
Total current assets	P19,510	P16,120
Total assets	41,577	39,367
Total current liabilities	53,708	51,149
Total liabilities	92,139	88,968
Revenue	6,572	2,778
Net loss	(1,118)	(3,013)

WPL and CWIL

WPL and its wholly-owned subsidiary, CWIL, were incorporated in the Cayman Islands on March 6, 1995 and June 11, 1996, respectively.

WPL and CWIL's primary business purpose is to invite and organize groups of foreign casino players to play in Philippine casinos pursuant to certain agreements entered into with the PAGCOR under the latter's Foreign High-Roller Marketing Program (the Program). WPL and its subsidiary's participation with PAGCOR's Program, however, has been terminated in 2003 due to unfavorable economic conditions.

To support the Program, WPL and CWIL entered into several agreements with various junket operators to market and promote the Philippine casinos to foreign casino players. In consideration for marketing and promoting of the Philippine casinos, these operators receive certain incentives such as free hotel accommodations, free airfares, and rolling commissions from the Group. Due to the termination of the WPL and CWIL's participation with PAGCOR's Program, agreements with the junket operators were also terminated.

In 2023, WPL's BOD approved the cessation of its business operations.

The significant information on the consolidated financial statements of WPL is as follows (in thousands):

	2022	2021
Total assets	\$4,206	\$4,320
Total liabilities	1,444	1,427
Net loss	(132)	(254)

MBI

MBI was incorporated and registered with the SEC on November 24, 1995. Its primary purpose is to establish, operate, and manage the business of amusement, entertainment, and recreation facilities for the use of the paying public. MBI entered into an agreement with the PAGCOR whereby the latter shall operate the former's slot machines outside of casinos in line with PAGCOR's slot machine arcade project.

The registered office of MBI is located at 27th Floor, Wynsum Corporate Tower, 22 Emerald Avenue, Ortigas Center, Pasig City.

Due to accumulated losses which resulted to a capital deficiency of P44.01 million, the Company has provided an allowance for impairment losses on its investment and advances to MBI. The allowance for impairment losses on its investment and advances amounted to P39.77 million as at December 31, 2022 and 2021. Impairment losses recognized in the separate statement of comprehensive (loss) income amounted to nil in 2022, 2021 and 2020.

In 2016, MBI's BOD approved the cessation of its business operations.

The significant information on the financial statements of MBI is as follows (in thousands):

	2022	2021
Total assets	P133	P198
Total current liabilities	9,140	9,140
Total liabilities	44,140	44,140
Net loss	(65)	(14)

WFC

WFC was incorporated and registered with the SEC on January 26, 2004 to engage in the operation of restaurants and food outlets and to manufacture baked and unbaked desserts, breads and pastries supplied to in-store bakeries, coffee shops and food service channels.

The registered office of WFC is located at No. 1 Waterfront Drive, Off Salinas Drive, Lahug, Cebu City.

Due to accumulated losses which resulted to a capital deficiency of P59.75 million, the Company has provided an allowance for impairment losses on its investment in and advances to WFC. The allowance for impairment losses on its investment and advances amounted to P8.07 million as at December 31, 2022 and 2021. Impairment losses recognized in the separate statement of comprehensive (loss) income amounted to nil in 2022 and 2021 and P0.61 million in 2020.

The significant information on the financial statements of WFC is as follows (in thousands):

	2022	2021
Total current assets	P8,601	P6,873
Total assets	14,735	13,488
Total current liabilities	60,936	55,505
Total liabilities	74,489	68,952
Revenue	1,373	730
Net loss	(4,290)	(1,836)

WHMC

WHMC was incorporated and registered with the SEC on March 31, 2003, to engage in the management and operation of hotels, except management of funds, portfolios, securities and other similar assets of the managed entities.

The registered office of WHMC is located at No.1 Salinas Drive, Lahug, Cebu City, Cebu.

In 2014, WHMC's BOD approved the cessation of its business operations. The Company has provided an allowance for impairment losses on its investment and advances to WHMC. The allowance for impairment losses on its investment and advances amounted to P99.07 million as at December 31, 2022 and 2021. Impairment losses recognized in the separate statement of comprehensive (loss) income amounted to nil in 2022 and 2021 and P11.50 million in 2020.

On February 17, 2022, the BOD approved the increase in the WHMC's authorized capital stock from P2.00 million divided into 2 million common stock with a par value of P1 per share to P300.00 million divided into 300 million common stock with par value P1 per share.

On the same date, the shareholders approved the amendment of the articles of incorporation to reflect the increase in authorized capital stock from P2.00 million divided into 2 million common stock with a par value of P1 per share to P300.00 million divided into 300 million common stock with par value P1 per share.

The significant information on the financial statements of WHMC is as follows (in thousands):

	2022	2021
Total assets	P204,913	P713
Total current liabilities	122,015	122,014
Total liabilities	326,269	122,017
Net loss	(54)	(59)

WHC

WHC was incorporated and registered with the SEC on August 13, 2003 to engage in the business of producing and co-producing concerts and shows.

The registered office of WHC is located at No. 1 Waterfront Drive, Off Salinas Drive, Lahug, Cebu City.

On February 17, 2022 the BOD authorized the Company to acquire an Option to Purchase (the Option Contract) four (4) hectares of reclaimed land in the Manila Waterfront City at an Option price of P50,000 per square meter and a strike price of P300,000 per square meter. In June 2022 the Company advanced P2.10 billion to WMPD for the Option Contract.

The significant information on the financial statements of WHC is as follows (in thousands):

	2022	2021
Total current assets	P19,712	P19,844
Total assets	2,125,534	27,414
Total current liabilities	14,028	12,558
Total liabilities	2,120,032	20,459
Revenue	3,443	2,869
Net loss	(2,287)	(1,844)

WCVI

WCVI was incorporated and registered with the SEC on August 24, 2018, primarily to carry on the business of an investment holding company. Provided, that WCVI will not engage in the business of being a broker/dealer in securities, transfer agent, commodity/financial futures exchange/broker/merchant, investment house, and an investment company adviser/mutual fund distributor of any investment company/mutual fund company.

As at December 31, 2022, WCVI has not yet started its commercial operations.

The registered office of WCVI is located at No. 1 Waterfront Drive, Off Salinas Drive, Lahug, Cebu City.

The significant information on the financial statements of WCVI is as follows (in thousands):

	2022	2021
Total assets	P1,354	P1,351
Total liabilities	296	230
Net loss	(62)	(66)

Total impairment losses on the abovementioned investments and advances to subsidiaries recognized in the separate statement of comprehensive (loss) income amounted to nil in 2022 and 2021 and P12.45 million in 2020.

6. Related Party Transactions

The Company's related party transactions include transactions with its subsidiaries enumerated in Notes 1 and 5, its key management personnel (KMP) and related parties enumerated in the table below.

Related Party	Relationship
TWGI	Parent
Pacific Rehouse Corporation (PRC)	Stockholder
Crisanta Realty Development Corporation (CRDC)	Under common control
Westland Pacific Properties Corporation (WPPC)	Under common control
Pacific Wide Realty Development Corp. (PWRDC)	Stockholder
Acesite Leisure and Entertainment Corporation (ALEC)	Under common control
Waterfront Manila Premier Development, Inc. (WMPD)	Under common control
Philippine Estates Corporation (PHES)	Under common control
Forum Holdings Corporation (FHC)	Stockholder
Plastic City Industrial Corporation (PCIC)	Under common control
East Asia Oil & Mining Company, Inc. (East Asia)	Stockholder

Significant Transactions with Related Parties

The Company's transactions with related parties consist of (in thousands):

Category/ Transaction	Year	Note	Amount of the Transaction	Outstanding Balance					Investment and Advances to Subsidiaries	Terms and Conditions	
				Due from Related Parties		Equity Securities - at FVOCI	Due to Related Parties				
				Current	Non current		Current	Non current			
Parent											
▪ TWGI											
Advances, interest and settlement	2022	6a	P45,166	P781,614	P -	P -	P -	P -	P -	Secured; interest- bearing; due in one year subject to renewal; net of allowance for impairment	
	2021	6a	(28,757)	736,448	-	-	-	-	-		
	2020	6a	(107,004)	765,205	-	-	-	-	-		
Stockholders/ Under Common Control											
▪ PRC											
Advances, interest and settlement	2022	6a	10,651	595,222	-	-	-	-	-	Secured; interest- bearing; due in one year subject to renewal; not impaired	
	2021	6a	10,651	584,571	-	-	-	-	-		
	2020	6a	10,652	573,920	-	-	-	-	-		
▪ CRDC											
Advances and interest	2022	6a	215,792	-	638,822	-	-	-	-	Unsecured; interest-bearing; due in five years; not impaired	
	2021	6a	10,660	-	423,030	-	-	-	-		
	2020	6a	17,174	-	412,370	-	-	-	-		
▪ WPPC											
Advances and interest	2022	6a	22,400	-	631,075	-	-	-	-	Unsecured; interest-bearing; due in five years; not impaired	
	2021	6a	22,400	-	608,675	-	-	-	-		
	2020	6a	22,400	-	586,275	-	-	-	-		
▪ PWRDC											
Advances	2022	6b	-	-	-	-	-	-	-	Unsecured; noninterest-bearing; due on demand; not impaired	
	2021	6b	-	-	-	-	-	-	-		
	2020	6b	(160,000)	-	-	-	-	-	-		
▪ ALEC											
Advances and settlement	2022	6d	-	-	-	-	-	-	-	Unsecured; noninterest-bearing; due on demand	
	2021	6d	4,465	-	-	-	-	-	-		
	2020	6d	-	-	-	-	4,465	-	-		
▪ WMPD											
Equity securities - at FVOCI	2022	6g	-	-	-	50,000	-	-	-	Unsecured; not impaired	
	2021	6g	-	-	-	50,000	-	-	-		
	2020	6g	37,500	-	-	50,000	-	-	-		
▪ Other											
Advances and interest	2022	6b	-	93,599	-	-	-	-	-	Unsecured; noninterest-bearing; due on demand; not impaired	
	2021	6b	-	93,599	-	-	-	-	-		
	2020	6b	(404)	93,599	-	-	-	-	-		

Forward

Category/ Transaction	Year	Note	Amount of the Transaction	Outstanding Balance					Advances and Deposits to Subsidiaries	Terms and Conditions
				Due from Related Parties		Equity Securities - at FVOCI	Due to Related Parties			
				Current	Non current		Current	Non current		
Subsidiaries										
▪ WCCCHI										
Advances and settlement	2022	5, 6c	(P260,831)	P330,532	P -	P -	P560,024	P233,029	P -	Unsecured; interest-bearing; due in three years
	2021	5, 6c	(10,220)	-	-	-	-	723,352	-	
	2020	5, 6c	65,903	-	-	-	733,572	-	-	
▪ WMCHI										
Advances and settlement	2022	5, 6d	1,702	-	-	-	299,728	-	-	Unsecured; noninterest- bearing; due on demand
	2021	5, 6d	15,700	-	-	-	298,026	-	-	
	2020	5, 6d	(23,166)	-	-	-	282,326	-	-	
▪ DIHCI										
Advances and settlement	2022	5, 6d	(15)	-	-	-	14,053	15	-	Unsecured; noninterest- bearing; due on demand
	2021	5, 6d	-	-	-	-	14,053	-	-	
	2020	5, 6d	(10,179)	-	-	-	14,053	-	-	
▪ APHC										
Advances and settlement	2022	5, 6e	872	-	-	-	-	-	187,219	Unsecured; noninterest- bearing; due on demand; not impaired
	2021	5, 6e	(5,076)	-	-	-	-	-	186,347	
	2020	5, 6e	(4,150)	-	-	-	-	-	191,423	
▪ GIRDI										
Advances and settlement	2022	5, 6d	(58)	-	-	-	196,186	-	-	Unsecured; noninterest- bearing; due on demand
	2021	5, 6d	(3,004)	-	-	-	196,244	-	-	
	2020	5, 6d	2,372	-	-	-	199,248	-	-	
▪ WWGI										
Advances and settlement	2022	5, 6e	-	-	-	-	-	-	2,061	Unsecured; noninterest- bearing; due on demand; fully impaired
	2021	5, 6e	-	-	-	-	-	-	2,061	
	2020	5, 6e	335	-	-	-	-	-	2,061	
Deposit	2022	5, 6f	-	-	-	-	-	-	13,000	
	2021	5, 6f	-	-	-	-	-	-	13,000	
	2020	5, 6f	-	-	-	-	-	-	13,000	
▪ MBI										
Advances and settlement	2022	5, 6e	-	-	-	-	-	-	4,746	Unsecured; noninterest- bearing; due on demand; fully impaired
	2021	5, 6e	-	-	-	-	-	-	4,746	
	2020	5, 6e	-	-	-	-	-	-	4,746	
Deposit	2022	5, 6f	-	-	-	-	-	-	35,000	
	2021	5, 6f	-	-	-	-	-	-	35,000	
	2020	5, 6f	-	-	-	-	-	-	35,000	
▪ WIHI										
Advances and settlement	2022	5, 6e	58	-	-	-	-	-	444	Unsecured; noninterest- bearing; not impaired
	2021	5, 6e	64	-	-	-	-	-	386	
	2020	5, 6e	25,050	-	-	-	-	-	322	
Deposit	2022	5, 6f	-	-	-	-	-	-	125,000	
	2021	5, 6f	-	-	-	-	-	-	125,000	
	2020	5, 6f	125,000	-	-	-	-	-	125,000	
▪ WPPHI										
Advances and settlement	2022	5, 6e	58	-	-	-	-	-	387	Unsecured; noninterest- bearing; not impaired
	2021	5, 6e	279	-	-	-	-	-	329	
	2020	5, 6e	-	-	-	-	-	-	50	
Deposit	2022	5, 6f	-	-	-	-	-	-	90,620	
	2021	5, 6f	-	-	-	-	-	-	90,620	
	2020	5, 6f	-	-	-	-	-	-	90,620	
▪ WCVI										
Advances and settlement	2022	5, 6e	57	-	-	-	-	-	122	Unsecured; noninterest- bearing; not impaired
	2021	5, 6e	65	-	-	-	-	-	65	
	2020	5, 6e	-	-	-	-	-	-	-	
Deposit	2022	5, 6f	-	-	-	-	-	-	100	
	2021	5, 6f	-	-	-	-	-	-	100	
	2020	5, 6f	-	-	-	-	-	-	100	
▪ WFC										
Advances and settlement	2022	5, 6e	-	-	-	-	-	-	1,940	Unsecured; noninterest- bearing; due on demand; fully impaired
	2021	5, 6e	-	-	-	-	-	-	1,940	
	2020	5, 6e	612	-	-	-	-	-	1,940	
Deposit	2022	5, 6f	-	-	-	-	-	-	6,000	
	2021	5, 6f	-	-	-	-	-	-	6,000	
	2020	5, 6f	-	-	-	-	-	-	6,000	
▪ WHMC										
Advances and settlement	2022	5, 6e	-	-	-	-	-	-	98,940	Unsecured; noninterest- bearing; due on demand; fully impaired
	2021	5, 6e	-	-	-	-	-	-	98,940	
	2020	5, 6e	11,503	-	-	-	-	-	98,940	
Deposit	2022	5, 6f	204,253	-	-	-	-	-	204,253	
	2021	5, 6f	-	-	-	-	-	-	-	
	2020	5, 6f	-	-	-	-	-	-	-	
▪ WHC										
Advances and settlement	2022	5, 6d	10	-	-	-	4,827	-	-	Unsecured; noninterest- bearing; due on demand
	2021	5, 6d	815	-	-	-	4,817	-	-	
	2020	5, 6d	3	-	-	-	4,002	-	-	
Deposit	2022	5, 6f	2,100,000	-	-	-	-	-	2,100,000	
	2021	5, 6f	-	-	-	-	-	-	-	
	2020	5, 6f	-	-	-	-	-	-	-	

Forward

Outstanding Balance

Category/ Transaction	Year	Note	Amount of the Transaction	Due from Related Parties		Equity Securities - at FVOCI	Due to Related Parties		Advances and Deposits to Subsidiaries	Terms and Conditions
				Current	Non current		Current	Non current		
▪ WPL Advances and settlement	2022	5, 6d	(P115)	P -	P -	P -	P194,512	P -	P -	Unsecured; noninterest- bearing; due on demand
	2021	5, 6d	(129)	-	-	-	194,627	-	-	
	2020	5, 6d	128	-	-	-	194,756	-	-	
Allowance for impairment losses	2022	6i		(59,619)	-	-	-	-	(161,689)	
	2021	6i		(59,619)	-	-	-	-	(161,689)	
	2020	6i		(59,619)	-	-	-	-	(161,689)	
TOTAL	2022			P1,741,348	P1,269,897	P50,000	P1,269,330	P233,044	P2,078,143	
TOTAL	2021			P1,354,999	P1,031,705	P50,000	P707,767	P723,352	P402,845	

a. Interest-bearing Advances to Related Parties

The Company granted interest-bearing advances to TWGI, PRC, CRDC and WPPC.

TWGI and PRC

The advances granted to TWGI and PRC were substantially used to finance the acquisition or development of real properties for the Company. These advances are due in one (1) year, subject to renewal. The advances to TWGI charge interest at 4% per annum in 2022 and 2021, while the advances to PRC charge interest at 2% per annum in 2022 and 2021. TWGI paid nil and P52.42 million in 2022 and 2021, respectively, while PRC made no payments in 2022 and 2021.

In a Resolution dated February 5, 2015, the Company, TWGI and PRC entered into a Memorandum of Understanding (MOU) whereby the parties agreed that the outstanding balance of the advances from TWGI and PRC will be settled using parcels of land owned by PRC.

On April 3, 2019, the Company, TWGI and PRC made amendments to the previously issued MOU for the inclusion of the new outstanding liabilities of PWRDC to the Company. The amended MOU stated that PWRDC shall be a party to the said MOU, and all references to any obligation or rights that PWRDC shall have under the said MOU shall be in force. All other terms and conditions shall remain unchanged.

On January 6, 2021, the Company, TWGI, PRC and PWRDC made amendments to the previously issued amended MOU to exclude PWRDC since its outstanding liability was already paid in full in 2020. All other terms and conditions shall remain unchanged.

As at December 31, 2022 and 2021, the fair value of PRC's land based on valuation performed by an accredited independent appraiser, with a recognized and relevant professional qualification and with recent experience in the locations and categories of the land being valued, amounted to P7.76 billion.

On April 11, 2018, TWGI initiated the transfer of certain parcels of land totaling to P96.87 million located in Puerto Princesa, Palawan as partial settlement of the advances. On April 11, 2019, the deed of absolute sale for the transfer of certain parcels of land was signed.

On December 9, 2019, WIHI and PRC entered into a Memorandum of Agreement (MOA) whereby PRC agreed to sell WIHI certain parcels of land to settle the advances as indicated in the MOU. In 2020, WIHI made partial payments amounting to P150.00 million for the purchase of certain parcels of land.

Interest receivable from TWGI amounted to P277.87 million and P256.36 million as at December 31, 2022 and 2021, respectively, while interest receivable from

PRC amounted to P119.71 million and P109.06 million as at December 31, 2022 and 2021, respectively. Interest income recognized in the separate statement of comprehensive (loss) income amounted to P28.71 million, P30.64 million, P38.22 million in 2022, 2021 and 2020, respectively. Allowance for impairment losses on receivables from TWGI amounted to P59.62 million as at December 31, 2022 and 2021.

CRDC

On December 21, 2015, the Company granted advances to CRDC with an interest of 2% per annum and maturity on December 21, 2020. At the end of 2020, the Company extended the maturity of the advances for a period of 5 years up to December 31, 2025 at an increased rate of 2.55% per annum.

On June 9, 2022, the Company granted additional advances to CRDC with an interest of 9% per annum and maturity on June 9, 2027.

Interest receivable from CRDC amounted to P79.88 million and P49.78 million as at December 31, 2022 and 2021, respectively. It was agreed that CRDC has the option to pay the balance before maturity date without payment of penalty fees and in case the latter refuses or fails to pay the principal and interest within the time agreed upon, the same shall be due and demandable. Interest income recognized in the separate statement of comprehensive (loss) income amounted to P26.88 million, P9.52 million, P7.47 million in 2022, 2021 and 2020, respectively while accretion income amounted to nil in 2022 and 2021 and P8.81 million 2020.

WPPC

On June 1, 2018, the Company granted advances to WPPC amounting to P500.00 million for general corporate purposes. The advances bear interest at 7.5% per annum and repayable in lump-sum at maturity on June 1, 2021.

On December 31, 2018, the Company granted additional advances to WPPC amounting to P33.83 million for general corporate purposes which was also paid in 2019. The advances bear interest at 7.5% per annum and repayable in lump-sum at maturity. WPPC made no payment in 2022 and 2021.

In 2020, the Company extended the maturity of the advances for a period of 5 years up to December 21, 2025 at a decreased rate of 4% per annum.

Interest receivable from WPPC amounted to P131.08 million and P108.68 million as at December 31, 2022 and 2021, respectively. Interest income recognized in the separate statement of comprehensive (loss) income amounted to P20.00 million in 2022, 2021 and 2020.

b. Noninterest-bearing Advances to Related Parties

The Company granted noninterest-bearing advances to PWRDC, PHES, FHC, PCIC and East Asia with no fixed term of repayment. The said advances are due and demandable at anytime.

PWRDC

On July 5, 2018, the Company granted noninterest-bearing, collateral-free advances to PWRDC which are due on demand. PWRDC paid the full amount in 2020.

PHES, FHC, PCIC and East Asia

The Company has noninterest-bearing, collateral-free advances to PHES, FHC, PCIC and East Asia with no fixed term of repayment. The said advances are due on demand.

The collectability of the aforementioned advances is unconditionally recognized and guaranteed by TWGI, representing the majority stockholder.

c. Interest-bearing Advances from a Related Party

On June 1, 2018, the Company received advances from WCCCHI with an interest of 7.5% per annum and maturity on June 1, 2021. In 2021, WCCCHI extended the maturity of the advances for a period of 2.5 years up to December 31, 2023. Accrued interest payable to WCCCHI amounted to P205.42 million and P183.80 million as at December 31, 2022 and 2021, respectively. Interest expense related to the advances recognized in the separate statement of comprehensive (loss) income amounted to P19.30 million, P42.00 million and P43.50 million in 2022, 2021 and 2020, respectively.

d. Noninterest-bearing Advances from Related Parties

In the ordinary course of business, the Company obtains noninterest-bearing, collateral-free cash and non-cash advances from related parties for working capital purposes. The above advances are due and demandable at anytime.

e. Advances to Subsidiaries

These mainly represent funds provided to support subsidiaries' daily operations (see Note 5).

f. Deposits to Subsidiaries

These represent amounts set aside that will be used as subscription payments by the Company once the planned increase in the authorized capital stock of the subsidiaries has materialized (see Note 5).

g. Equity Securities - at Fair Value through Other Comprehensive Income (FVOCI)

The Company has investment in shares of stocks in WMPD amounting to P12.50 million consisting of 12.50 million shares with par value of P1.00 per share as at December 31, 2019. Additional investment was made in 2020 amounting to P37.50 million consisting of 37.50 million shares. This investment is measured at cost due to the lack of reliable estimates of unobserved inputs, less impairment, if any.

h. KMP

Currently, the Company is being managed by its subsidiaries' KMP. Hence, there is no key management compensation and benefits being recorded by the Company.

- i. Details of the allowance for impairment losses related to due from and advances to related parties are as follows:

	2022	2021
WHMC	P98,940,208	P98,940,208
TWGI	59,619,429	59,619,429
MBI	39,746,418	39,746,418
WWGI	15,061,497	15,061,497
WFC	7,940,491	7,940,491
	P221,308,043	P221,308,043

The outstanding balances of related party transactions are generally settled in cash.

Total interest income on the abovementioned advances recognized in the separate statement of comprehensive (loss) income amounted to P75.59 million, P60.16 million and P65.69 million in 2022, 2021 and 2020, respectively.

7. Property and Equipment

Movements in this account are as follows:

For the Year Ended December 31, 2022				
	Note	Leasehold Improvements	Furniture, Fixtures and Equipment	Total
Cost		P4,815,980	P1,767,795	P6,583,775
Accumulated Depreciation				
Beginning balance		4,815,980	1,767,795	6,583,775
Depreciation	10	-	-	-
Ending balance		4,815,980	1,767,795	6,583,775
Carrying Amount		P -	P -	P -

For the Year Ended December 31, 2021				
	Note	Leasehold Improvements	Furniture, Fixtures and Equipment	Total
Cost		P4,815,980	P1,767,795	P6,583,775
Accumulated Depreciation				
Beginning balance		4,631,989	1,767,795	6,399,784
Depreciation	10	183,991	-	183,991
Ending balance		4,815,980	1,767,795	6,583,775
Carrying Amount		P -	P -	P -

8. Accrued Expenses and Other Payables

This account consists of:

	<i>Note</i>	2022	2021
Accrued interest and penalties	9	P731,875,813	P711,242,831
Others		37,280,691	28,237,662
	14	P769,156,504	P739,480,493

9. Loans Payable

Social Security System Loan

On October 28, 1999, the Company obtained a 5-year term loan from SSS amounting to P375.00 million originally due on October 29, 2004. The SSS loan bears interest at the prevailing market rate plus 3% or 14.5% per annum, whichever is higher. Interest is repriced annually and is payable semi-annually. Initial interest payments are due 180 days from the date of the release of the proceeds of the loan. The repayment of the principal shall be based on eight (8) semi-annual payments, after a 1-year grace period.

The SSS loan was availed to finance the completion of the facilities of WCCCHI. It was secured by a first mortgage over parcels of land owned by Wellex Industries, Inc. (WII), a related party and by the assignment of 200 million common shares of the Company owned by TWGI. The common shares assigned were placed in escrow in the possession of an independent custodian mutually agreed upon by both parties.

On August 7, 2003, when the total loan obligation to SSS, including penalties and interest, amounted to P605.00 million, the Company was considered in default with the payments of the loan obligations, thus, on the same date, SSS executed a foreclosure proceeding on the mortgaged parcels of land. The SSS's winning bid on the foreclosure sale amounting to P198.00 million was applied to penalties and interest amounting to P74.00 million and P124.00 million, respectively. In addition, the Company accrued penalties charged by SSS amounting to P30.50 million covering the month of August until December 2003, and unpaid interest expense of P32.00 million.

The Company, WII and TWGI were given the right to redeem the foreclosed property within one (1) year from October 17, 2003, the date of registration of the certificate of sale. The Company recognized the proceeds of the foreclosure sale as its liability to WII and TWGI. The Company, however, agreed with TWGI to offset this directly against its receivable from the latter. In August 2004, the redemption period for the Company, WII and TWGI expired.

The remaining balance of the SSS loan is secured by the shares of stock of the Company owned by TWGI and shares of stock of WII totaling 235 million and 80 million shares, respectively.

On May 13, 2004, SSS filed a civil suit against the Company for the collection of the total outstanding loan obligation before the Regional Trial Court (RTC) of Quezon City. SSS likewise asked the RTC of Quezon City for the issuance of a writ of preliminary attachment on the collateral property.

On June 18, 2004, the RTC of Quezon City issued its first order granting SSS's request and the issuance of a writ of preliminary attachment based on the condition that SSS shall post an attachment bond in the amount of P452.80 million. After the lapse of three (3) months from the issuance of RTC order, no attachment bond was posted. Thus on September 16, 2004 and September 17, 2004, the Company filed a Motion to Set Aside Order of Attachment and Amended Motion to Set Aside Order of Attachment, respectively.

On January 10, 2005, the RTC of Quezon City issued its second order denying the Company's petition after finding no compelling grounds to reverse or reconsider its initial findings dated June 18, 2004. In addition, since no writ of preliminary attachment was actually issued for failure of SSS to file a bond on the specified date, the RTC granted SSS an extension of 15 days from receipt of its second order to post the required attachment bond.

On February 10, 2005, SSS filed a Motion for Partial Reconsideration of the Order dated January 10, 2005 requesting that it be allowed to post a real property bond in lieu of a cash/surety bond and asking for another extension of 30 days within which to post the said property bond. On March 7, 2005, the Company filed its opposition to the said Motion.

On July 18, 2005, the RTC of Quezon City issued its third order denying the Company's petition and granted SSS the 30 days extension to post the said attachment bond. Accordingly, on August 25, 2005, the Company filed a Motion for Reconsideration (MR).

On September 12, 2005, the RTC of Quezon City issued its fourth order approving SSS's property bond in the total amount of P452.80 million. Accordingly, the RTC ordered the corresponding issuance of the writ of preliminary attachment. On November 3, 2005, the Company submitted a Petition for Certiorari before the Court of Appeals (CA) seeking the nullification of the orders of the RTC of Quezon City dated June 18, 2004, January 10, 2005, July 18, 2005 and September 12, 2005.

On February 22, 2006, the CA granted the Company's petition for the issuance of the Temporary Restraining Order to enjoin the implementation of the orders of the RTC of Quezon City specifically on the issuance of the writ of preliminary attachment.

On March 28, 2006, the CA granted the Company's petition for the issuance of a writ of preliminary injunction prohibiting the RTC of Quezon City from implementing the questioned orders.

On August 24, 2006, the CA issued a decision granting the Petition for Certiorari filed by the Company on November 3, 2005 and nullifying the orders of the RTC of Quezon City dated June 18, 2004, January 10, 2005, July 18, 2005 and September 12, 2005 and consequently making the writ of preliminary injunction permanent.

Accordingly, SSS filed a Petition for Review on Certiorari on the CA's decision before the Supreme Court (SC).

On November 15, 2006, the First Division of the SC issued a Resolution denying SSS's petition for failure of SSS to sufficiently show that the CA committed any reversible error in its decision which would warrant the exercise of the SC's discretionary appellate jurisdiction.

The Company, at various instances, initiated negotiations with the SSS for restructuring of the loan but was not able to conclude a formal restructuring agreement.

On January 13, 2015, the RTC of Quezon City issued a decision declaring null and void the contract of loan and the related mortgages entered into by the Company with SSS on the ground that the officers and the SSS are not authorized to enter the subject loan agreement. In the decision, the RTC of Quezon City directed the Company to return to SSS the principal amount of loan amounting to P375.00 million and directed the SSS to return to the Company and to its related parties titles and documents held by SSS as collaterals.

On January 22, 2016, SSS filed an appeal with the CA assailing the RTC of Quezon City decision in favor of the Company, et al. SSS filed its Appellant's Brief and the Company filed a Motion for Extension of Time to file Appellee's Brief until May 16, 2016.

On May 16, 2016, the Company filed its Appellee's Brief with the CA, furnishing the RTC of Quezon City and the Office of the Solicitor General with copies. SSS was given a period to reply but it did not file any.

On September 6, 2016, a resolution for possible settlement was received by the Company from the CA. However, on February 7, 2017 a Notice to Appear dated December 7, 2016 was received by the Company from the Philippine Mediation Center Unit - Court of Appeals (PMCU-CA) directing the Company and SSS to appear in person and without counsel at the PMCU-CA on January 23, 2017 to choose their mediator and the date of initial mediation conference and to consider the possibility of settlement. Since the Notice to Appear was belatedly received, the parties were not able to appear before the PMCU-CA.

On February 27, 2017, a Second Notice to Appear issued by the PMCU-CA directing all parties to appear on February 27, 2017 at a specified time was received by the Company only on February 27, 2017 after the specified time of the meeting. The Company failed to appear.

On June 30, 2017, a resolution issued by the CA, resolved to submit the appeal for decision.

On August 30, 2019, the CA rendered its Decision reversing and setting aside the Decision dated January 13, 2015 and Order dated May 11, 2015 rendered by the RTC of Quezon City.

On November 4, 2019, the counsel for the Company, WII and TWGI filed a Petition for Review with the SC.

On February 5, 2020, the SC issued its Resolution requiring SSS to file its Comment. SSS appealed for an extension to file its Comment until March 23, 2020. On August 14, 2020, the counsel for the Company received a copy of the Comment dated June 24, 2020.

On July 26, 2021 the SC rendered a favorable decision in favor of the Company which includes the declaration of the contract of loan and the foreclosure sale as null and void and ordered the following:

- The Company to pay SSS P375.00 million subject to 12% legal interest from October 28, 1999 to June 30, 2013, and 6% legal interest from July 1, 2013 until full payment; and
- SSS to return to the Company the amount of P35.83 million, subject to a legal interest of 12% from the dates that the individual payments were remitted until June 30, 2013, and 6% legal interest from July 1, 2013 until full payment.

As a result of the SC decision, the Company recognized a reversal of previously accrued interest and penalties on the SSS Loan amounting to P415.67 million as at December 31, 2021. The reversal was recognized and presented as “Reversal of accrual” in the separate statement comprehensive (loss) income.

On January 28, 2022, the SSS filed a Motion for Reconsideration with the SC. On February 2, 2022, the Office of the Solicitor General filed a Manifestation with the SC that it filed/served by electronic means its Motion for Reconsideration due to the physical closure of its offices as a result of the COVID-19 pandemic. On May 4, 2022, The Company filed a Comment to Respondent’s Motion for Reconsideration with Motion to Admit.

On September 21, 2022, the SC issued a resolution denying SSS’ Motion for Reconsideration with Finality. On December 20, 2022, the SC issued an Entry of Judgment certifying the SC decision made on July 6, 2021 and that the same has, on September 21, 2022, become final and executory and is hereby recorded in the Book of Entries of Judgement.

The Company is hereby ordered to:

- a. submit to the trial court a list of all fruits, income, or dividends received by virtue of the Contract of Loan with Real Estate Mortgage and Option to Convert to Shares of Stock;
- b. provided a computation of all amounts to be paid and a list of all properties to be returned by each party, together with a proposed schedule of payments and reconveyance, over a period which shall not exceed six (6) months from the finality of the SC decision, to be approved by the trial court; and
- c. submit a report to the trial court on each party’s compliance with the execution of the SC decision.

On March 13, 2023, the Company filed a motion praying to the SC to grant the Company an extension of 30 days from March 21, 2023, or until April 21, 2023, within which to submit the list of the income received by the Company by virtue of the Contract of Loan with Real Estate Mortgage and Option to Convert to Shares of Stock, the computation of amounts to be paid and the list of all properties to be returned, together with a proposed schedule of payments and reconveyance, for approval of the SC.

On April 17, 2023, the Company filed a Manifestation with Motion to Approve Proposed Set-off and Schedule of Reconveyance with the RTC of Quezon City to comply with the orders set out in the SC decision. As at date of the issuance of the separate financial statements, the RTC of Quezon City and the SSS has yet to comment on the motion.

Outstanding principal balance of the loan amounted to P375.00 million as at December 31, 2022 and 2021. Interest expense related to the SSS loan recognized in the separate statement of comprehensive (loss) income amounted to P20.63 million in 2022 and 2021 and P60.00 million in 2020. Accrued interest and penalties presented under “Accrued expenses and other payables” account in the separate statement of financial position amounted to P731.88 million and P711.24 million as at December 31, 2022 and 2021, respectively (see Note 8).

10. Other General and Administrative Expenses

This account consists of:

	<i>Note</i>	2022	2021	2020
Depreciation	7	P -	P183,991	P206,250
Fines and penalties		-	-	2,183,000
Others		8,406,205	8,344,006	11,899,513
		P8,406,205	P8,527,997	P14,288,763

Others include expenses on employees' allowances, postal services and other miscellaneous expenses.

11. Income Taxes

The Company's current income tax expense in 2022, 2021 and 2020 represents regular corporate income tax being the higher amount compared to minimum corporate income tax.

The components of the income tax benefit are as follows:

	2022	2021	2020
Recognized in Profit or Loss			
Current tax expense:			
Current year	P755,924	P3,893,711	P5,176,869
Impact of change in tax rate	-	(431,406)	-
	755,924	3,462,305	5,176,869
Deferred tax benefit:			
Current year	(5,158,245)	(117,829,760)	(18,000,000)
Impact of change in tax rate	-	11,996,190	-
	(5,158,245)	(105,833,570)	(18,000,000)
	(P4,402,321)	(P102,371,265)	(P12,823,131)

The reconciliation of the income tax benefit computed at the statutory tax rate to the actual income tax benefit presented in the separate statement of comprehensive (loss) income is as follows:

	2022	2021	2020
(Loss) income before income tax benefit	(P95,934,118)	P409,178,796	(P48,565,157)
Statutory tax rate for income tax expense	25.00%	25.00%	30.00%
Income tax (benefit) expense	(P23,983,530)	P102,294,699	(P14,569,547)
Additions to (reductions in) income tax resulting from the tax effects of:			
Unrecognized deferred tax	19,368,174	-	-
Nondeductible expenses	218,494	358,175	4,390,428
Income not subjected to income tax	(5,459)	(103,917,408)	(2,644,012)
Change in tax rate	-	11,564,784	-
Recognition of previously unrecognized deferred tax asset on accrued interest	-	(112,671,515)	-
	(P4,402,321)	(P102,371,265)	(P12,823,131)

On March 26, 2021, the President of the Philippines approved the Corporate Recovery and Tax Incentives for Enterprises or CREATE Act, with nine provisions vetoed by the President. Below are the salient feature of the CREATE Act that is relevant to the Company.

- Corporate income tax rate is reduced from 30% to 20% for domestic corporations with net taxable income not exceeding P5.00 million and with total assets not exceeding P100.00 million. All other domestic corporations and resident foreign corporations will be subject to 25% income tax. Said reductions are effective July 1, 2020; and
- Minimum corporate income tax rate is reduced from 2% to 1% effective July 1, 2020 to June 30, 2023.

On April 8, 2021, the Bureau of Internal Revenue (BIR) issued the following implementing Revenue Regulations (RR) that are effective immediately upon publication:

- BIR RR No. 2-2021, *Amending Certain Provisions of RR No. 2-98, As Amended, to Implement the Amendments Introduced by Republic Act (R.A.) No. 11534, or the CREATE Act, to the National Internal Revenue Code (NIRC) of 1997, As Amended, Relative to the Final Tax on Certain Passive Income;*
- BIR RR No. 3-2021, *Rules and Regulations Implementing Section 3 of R.A. No. 11534, Otherwise Known as the CREATE Act, Amending Section 20 of the NIRC of 1997, As Amended;*
- BIR RR No. 4-2021, *Implementing the Provisions on VAT and Percentage Tax Under R.A. No. 11534, Otherwise Known as the CREATE Act, Which Further Amended the NIRC of 1997, As Amended, as Implemented by RR No. 16-2005 (Consolidated VAT Regulations of 2005), As Amended; and*
- BIR RR No. 5-2021, *Implementing the New Income Tax Rates on the Regular Income of Corporations, on Certain Passive Incomes, Including Additional Allowable Deductions from Gross Income of Persons Engaged in Business or Practice of Profession Pursuant to R.A. No. 11534 or the CREATE Act, Which Further Amended the NIRC of 1997, As Amended.*

The corporate income tax rate was lowered from 30% to 25% for large corporations on which the Company qualified, effective July 1, 2020.

The deferred tax asset recognized as at December 31, 2022 and 2021 amounting to P182.97 million and P177.81 million, respectively, pertains to the tax effect on the accrued interest expense (see Notes 8 and 9).

12. Right to Provide Venue for Land-based Casinos

PAGCOR has granted the Company the right to provide venue for land-based casinos. By virtue of this right, the Company's subsidiaries, namely WCCCHI and WMCHI, have existing lease agreements with PAGCOR. The lease agreement of WCCCHI with PAGCOR covered the Main Area (8,123.60 sq.m.), Slot Machine Expansion Area (883.38 sq.m.), Mezzanine (2,335 sq.m.) and 5th Floor Junket Area (2,336 sq.m.) for a total area of 13,677.98 sq.m. which commenced on March 3, 2011 and March 16, 2011, for the Main Area and Slot Machine Expansion Area, respectively. The lease agreement of WMCHI with PAGCOR covered the Main Area (4,076.24 sq.m.) and Chip Washing Area (1,076 sq.m.) for a total area of 5,152.24 sq.m. which was renewed on March 21, 2011. Both leases expired on August 2, 2016. Thereafter, PAGCOR paid the WCCCHI and WMCHI rental on a month-to-month basis. The leases were renewed on February 15, 2018, for a period of 1 year. On May 29, 2019, the leases were further renewed until the year 2032.

In 2008, the Company file an application for a license of its planned integrated resort, *Grand Waterfront Casino and Hotel*, in Expo Pilipino Entertainment City, commonly known as Entertainment City.

However, PAGCOR failed to respond to the application, and the Company filed legal action in 2015 which Manila RTC ruled in favor of the Company. In 2018, CA upheld the decision, and it ordered PAGCOR to issue the Company a license similar to that of the integrated resorts currently existing in Entertainment City.

In February 2020, the Supreme Court denied the petition of PAGCOR for review and in October 2020, the Company received the notice that the decision has become final and executory.

13. Equity

Capital Stock

Details of capital stock as at December 31, 2022 and 2021 are as follows:

	Number of Common Shares	Amount
Authorized capital stock:		
Common shares at P1 par value each	5,000,000,000	P5,000,000,000
Issued and outstanding	2,498,991,753	P2,498,991,753

A summary of the Company's securities registration is as follows:

Date of Registration/Listing	Securities
March 17, 1995 (Initial Public Offering)	112.50 million shares On October 7, 1994, the SEC approved the increase in the authorized capital stock of the Company to P450.00 million divided into 450 million shares with a par value of P1 per share, out of which, 337.50 million shares were already subscribed.
April 18, 1996	944.97 million shares On September 18, 1995, the BOD resolved to increase the authorized capital stock of the Company to P2.00 billion divided into 2 billion shares with a par value of P1 per share. The purpose of the increase was to finance the construction of WCCCHI's hotel project.
December 15, 1999	888.47 million shares On August 7, 1999, the BOD resolved to increase the authorized capital stock of the Company to P5.00 billion divided into 5 billion shares with a par value of P1 per share. The purpose of the increase was to accommodate the acquisition of DIHCl's outstanding common shares for 888.47 million shares of the Company with an offer price of P2.03 per share.

On July 20, 2007, the BOD resolved to increase the authorized capital stock of the Company to P10.00 billion with 10 billion shares at par value of P1 per share. This resolution was ratified by the Company's stockholders owning at least two-thirds of the outstanding capital stock during the annual stockholders' meeting held on August 25, 2007.

In 2009, the BOD passed a resolution temporarily suspending the implementation of the above proposed increase in the authorized capital stock of the Company. As at December 31, 2022, the Company has no updated plans to increase its authorized capital stock, or to modify any issued shares or to exchange them to another class.

The Company has not sold any unregistered securities for the past 3 years. As at December 31, 2022 and 2021, the Company has 2.50 billion shares listed on the PSE and has a total of 431 shareholders and 432 shareholders, respectively.

Capital Management

The primary objective of the Company's capital management is to ensure its ability to continue as a going concern and that it maintains a strong credit rating and healthy capital ratios in order to support its business and maximize shareholder value. Capital is defined as the invested money or invested purchasing power, the net assets or equity of the entity. The Company's overall strategy remains unchanged from 2022 and 2021.

The Company manages its capital structure and makes adjustments to it, in light of changes in economic conditions. To maintain or adjust the capital structure, the Company may adjust the dividend payment to its shareholders, return capital to shareholders or issue new shares. No changes were made in the objectives, policies or processes in 2022 and 2021.

For purposes of the Company's capital management, capital includes all equity items that are presented in the separate statement of changes in equity.

The Company's capital management, among other things, aims to ensure that it meets financial covenants attached to the Omnibus Loan and Security Agreement (the Agreement) (see Note 16). Breaches in meeting the financial covenants would permit the bank to immediately call the loans. As at December 31, 2022 and 2021, the Company did not meet the minimum debt service coverage ratio of 1.25:1 as described in Section 4.4 Debt Service Coverage Ratio of the Agreement (see Note 16).

14. Financial Instruments - Fair Values and Risk Management

Risk Management Structure

BOD

The BOD is mainly responsible for the overall risk management approach and for the approval of risk strategies and principles of the Company. It also has the overall responsibility for the development of risk strategies, principles, frameworks, policies and limits. It establishes a forum of discussion of the Company's approach to risk issues in order to make relevant decisions.

Risk Management Committee

Risk management committee is responsible for the comprehensive monitoring, evaluation and analysis of the Company's risks in line with the policies and limits set by the BOD.

Financial Risk Management Objectives and Policies

The Company's principal financial instruments comprise of cash in bank, advances to subsidiaries, due from related parties, equity securities - at FVOCI, accrued expenses and other payables, loan payable and due to related parties. These financial instruments arise directly from operations.

The main risks arising from the financial instruments of the Company are credit risk and liquidity risk. The Company's management reviews and approves policies for managing each of these risks, which are summarized below.

Credit Risk

Credit risk is the risk of financial loss to the Company if a counterparty to a financial instrument fails to meet its contractual obligations and arises principally from the Company's receivables from related parties. There has been no change to the Company's exposure to credit risks or the manner in which it manages and measures the risk since prior financial year.

The table below shows the credit quality of the Company's financial assets based on their historical experience with the corresponding debtors and subsidiaries (in thousands):

	2022			
	At Amortized Cost			
	FVOCI	12-month ECL	Lifetime ECL - not credit impaired	Lifetime ECL - credit impaired
Grade A	P50,000	P3,411,269	P -	P -
Grade B	-	2,372,423	-	-
Grade C	-	221,311	-	-
Gross carrying amount	50,000	6,005,003	-	-
Loss allowance	-	221,311	-	-
Carrying amount	P50,000	P5,783,692	P -	P -

	2021			
	At Amortized Cost			
	FVOCI	12-month ECL	Lifetime ECL - not credit impaired	Lifetime ECL - credit impaired
Grade A	P50,000	P825,914	P -	P -
Grade B	-	1,963,674	-	-
Grade C	-	221,311	-	-
Gross carrying amount	50,000	3,010,899	-	-
Loss allowance	-	221,311	-	-
Carrying amount	P50,000	P2,789,588	P -	P -

The credit grades used by the Company in evaluating the credit quality of its receivables to customers and other parties are the following:

Grade A financial assets pertain to financial assets that are neither past due nor impaired which have good collection status. These financial assets are those which have high probability of collection, as evidenced by counterparties having ability to satisfy their obligations.

Grade B financial assets are those past due but not impaired financial assets and with fair collection status. These financial assets include those for which collections are probable due to the reputation and the financial ability to pay of the counterparty but have been outstanding for a length of time.

Grade C financial assets are those which have continuous default collection issues. These financial assets have counterparties that are most likely not capable of honoring their financial obligations.

Generally, the maximum credit risk exposure of financial assets is the carrying amount of the financial assets as shown on the face of the separate statement of financial position (or in the detailed analysis provided in the notes to the separate financial statements), as summarized below:

	Note	2022	2021
Cash in bank	4	P64,306,188	P38,500
Advances to subsidiaries	5	2,869,833,177	564,535,687
Due from related parties	6	3,070,864,347	2,446,324,331
Equity securities - at FVOCI	6	50,000,000	50,000,000
		P6,055,003,712	P3,060,898,518

Except for the impaired advances to subsidiaries amounting to P161.69 million and due from related parties amounting to P59.62 million, management believes that all its financial assets are of standard grade and of good credit quality. Standard grade financial assets are those past due but not impaired receivables and with fair collection status. This category includes credit grades 4-5. The standard grade category includes those for which collections are probable due to the reputation and the financial ability to pay of the counterparty but have been outstanding for a considerable length of time.

The following table summarizes the aging and credit quality of the Company's financial assets as at December 31 (in thousands):

2022	Total	Neither Past Due nor Impaired	Past Due but not Impaired				Impaired
			<30 Days	31 - 60 Days	61 - 90 Days	>90 Days	
Cash in bank	P64,306	P64,306	P -	P -	P -	P -	P -
Advances to subsidiaries	2,869,833	2,708,142	-	-	-	-	161,691
Due from related parties	3,070,864	3,011,244	-	-	-	-	59,620
Equity securities - at FVOCI	50,000	50,000	-	-	-	-	-
	P6,055,003	P5,833,692	P -	P -	P -	P -	P221,311

2021	Total	Neither Past Due nor Impaired	Past Due but not Impaired				Impaired
			<30 Days	31 - 60 Days	61 - 90 Days	>90 Days	
Cash in bank	P39	P39	P -	P -	P -	P -	P -
Advances to subsidiaries	564,536	402,845	-	-	-	-	161,691
Due from related parties	2,446,324	423,030	-	-	-	1,963,674	59,620
Equity securities - at FVOCI	50,000	50,000	-	-	-	-	-
	P3,060,899	P875,914	P -	P -	P -	P1,963,674	P221,311

Allowance for impairment losses of P221.31 million on the Company's advances to subsidiaries and due from related parties was recognized by the Company as at December 31, 2022 and 2021, respectively (see Notes 5 and 6).

Liquidity Risk

Liquidity risk is the risk that the Company will not be able to meet its financial obligations as they fall due because of an inability to liquidate assets or obtain adequate funding. The Company's exposure to liquidity risk arises primarily from mismatches of the financial assets and financial liabilities. There has been no change to the Company's exposure to liquidity risks or the manner in which it manages and measures the risk since prior financial year.

The Company monitors and maintains a level of cash deemed adequate by the management to finance its activities. Additional short-term funding is obtained from related party advances and bank loans, when necessary.

The financial liabilities of the Company at the reporting date include accrued expenses and other payables, current portion of due to related parties and loan payable which are all short-term in nature and are payable within one (1) year from the reporting date. In order to meet its maturing financial obligations, the Company will use the cash collections from its related parties.

The table below summarizes the maturity profile of the Company's financial liabilities as at December 31, based on contractual undiscounted payments (in thousands):

2022	Note	Total Carrying Amount	Contractual Undiscounted Payments				
			Total	On Demand	< 1 Year	1 to 5 Years	> 5 Years
Accrued expenses and other payables	8	P769,157	P769,157	P769,157	P -	P -	P -
Loan payable	9	3,370,000	3,370,000	3,370,000	-	-	-
Due to related parties	6	1,502,374	1,502,374	942,350	560,024	-	-
		P5,641,531	P5,641,531	P5,081,507	P560,024	P -	P -

2021	Note	Total Carrying Amount	Contractual Undiscounted Payments				
			Total	On Demand	< 1 Year	1 to 5 Years	> 5 Years
Accrued expenses and other payables	8	P739,480	P739,480	P739,480	P -	P -	P -
Loan payable	9	375,000	375,000	375,000	-	-	-
Due to related parties	6	1,431,119	1,431,119	1,431,119	-	-	-
		P2,545,599	P2,545,599	P2,545,599	P -	P -	P -

Fair Value of Financial Instruments

The carrying amount of cash, advances to subsidiaries, noninterest-bearing due from related parties, accrued expenses and other payables and due to related parties approximate their fair values due to the short-term maturity of these instruments.

The equity securities - at FVOCI are not actively traded in organized financial markets, thus, its fair value cannot be determined reliably. In effect, the investment is carried at cost less impairment loss, if any.

The fair value of interest-bearing due from related parties and loan payable is based on the discounted value of expected future cash flows using the applicable market rates for similar types of instruments as at the reporting date, thus, the carrying amount approximates fair value.

The table below summarizes the carrying amounts and fair values of the Company's financial assets and liabilities as at December 31, 2022 and 2021 (in thousands):

	2022		2021	
	Carrying Amounts	Fair Values	Carrying Amounts	Fair Values
Financial Assets				
Cash in bank	P64,306	P64,306	P39	P39
Advances to subsidiaries - net	2,708,142	2,708,142	402,845	402,845
Due from related parties - net	50,000	50,000	2,386,704	2,386,704
Equity securities - at FVOCI	3,011,244	3,011,244	50,000	50,000
	P5,833,692	P5,833,692	P2,839,588	P2,839,588

	2022		2021	
	Carrying Amounts	Fair Values	Carrying Amounts	Fair Values
Financial Liabilities				
Accrued expenses and other payables	P769,157	P769,157	P739,480	P739,480
Loan payable	3,370,000	3,370,000	375,000	375,000
Due to related parties	1,502,374	1,502,374	1,431,119	1,431,119
	P5,641,531	P5,641,531	P2,545,599	P2,545,599

The approximation of the fair values of the Company's financial assets and liabilities are based on Level 3, except for equity securities - at FVOCI which is based on Level 1 of the fair value hierarchy.

15. BIR Assessment

On November 10, 2008, the Company received a preliminary assessment notice from the BIR for deficiency taxes for the taxable year 2006. On February 9, 2009, the Company sent a protest letter to BIR contesting the said assessment. On February 18, 2009, the Regional Office of the BIR sent a letter to the Company informing the latter that the docket was returned to Revenue District Office for reinvestigation and further verification.

On December 8, 2009, the Company received BIR's Final Decision on Disputed Assessment for deficiency taxes for the 2006 taxable year. The final decision of the BIR seeks to collect deficiency assessments totaling to P3.30 million. However, on January 15, 2010, the Company appealed the final decision of the BIR with the Court of Tax Appeals (CTA) on the grounds of lack of legal and factual bases in the issuance of the assessments.

In its decision promulgated on November 13, 2012, the CTA upheld the expanded withholding tax (EWT) assessment and cancelled the value-added tax (VAT) and compromise penalty assessments. The Company decided not to contest the EWT assessment. The BIR filed its MR on December 4, 2012 and on April 24, 2013, the Court issued its amended decision reinstating the VAT assessment. The Company filed its MR on the amended decision that was denied by the CTA in its resolution promulgated on September 13, 2013.

The Company appealed the case to the CTA sitting En Banc on October 21, 2013. The CTA En Banc decision promulgated on December 4, 2014 affirmed the VAT and EWT assessments. The EWT assessment was paid on March 3, 2013.

The CTA En Banc decision was appealed to the SC on February 5, 2015 covering the VAT assessment only.

Management and its legal counsels believe that the position of the Company is sustainable, and accordingly, believe that the Company does not have a present obligation (legal or constructive) with respect to the assessment.

Subsequently, the Company received on February 14, 2023, a notice dated December 7, 2022, whereby the SC required the Company and the BIR to submit their respective memoranda. On March 15, 2023, the Company submitted its memorandum to the SC.

As at the date of the authorization for issue of the separate financial statements, the Company is still awaiting SC's decision.

16. Omnibus Loan and Security Agreement

Original Loan Agreement

On December 21, 2017, the Company, WCCCHI, WMCHI, DIHCI, CRDC and PRC (collectively, the Borrowers) entered into the Agreement with Philippine Bank of Communications (PBCOM) for the latter to provide the Borrowers multiple term loan facilities (the Loan Facilities) for general corporate purposes in the maximum aggregate amount of up to P1.50 billion.

The Loan Facilities consists of the following:

Facility 1 - represents secured term loan facility in the amount of P850.00 million available through a single or multiple drawdowns with term of 54 months from the initial drawdown date, regardless of the number of drawdowns. Any amount not drawn after the expiration of the commitment period shall be automatically cancelled and may not be reinstated. Commitment period means the period commencing from the date of the agreement and terminating on the earliest of: (a) six (6) months from the signing of the Agreement; (b) the date when the commitment is fully drawn or availed by mutual agreement of the parties; or (c) the date when the commitment is terminated or cancelled in accordance with the terms of the Agreement.

Facility 2 - represents secured term loan facility in the amount of P200.00 million available through a single or multiple drawdowns with term of 54 months from the initial drawdown date, regardless of the number of drawdowns. Any amount not drawn after the expiration of the commitment period shall be automatically cancelled and may not be reinstated.

Facility 3 - represents secured term loan facility in the amount of P450.00 million available through a single or multiple drawdowns with term of 42 months from the initial drawdown date, regardless of the number of drawdowns. Any amount not drawn after the expiration of the commitment period shall be automatically cancelled and may not be reinstated. Facility 3 requires, on or before the initial drawdown date, the borrower to cause the relevant mortgagors to constitute in favor of PBCOM a first ranking real estate mortgage over Davao Agricultural Property located at Matina, Pangl, Tolomo, Davao City consisting of parcels of agricultural real property containing an aggregate area of 70 hectares registered in the names of CRDC and PRC, and Locob property still registered in the name of an individual, and register such security interest with appropriate Registry of Deeds.

The loan principal is repayable on equal monthly installments to commence at the end of sixth (6th) month from the initial drawdown date subject to balloon payment upon maturity. Interest is charged at the higher of four (4)-year PDSTR2 rate on the date of availment and spread of 3.25% per annum or 7.75% per annum, and repayable monthly from the drawdown date.

The Loan Facilities are secured by chattel and real mortgages over various operating assets of WCCCHI and DIHCI; real estate mortgages over Davao Agricultural Property; assignment over leasehold rights on the land owned by Mactan Cebu International Airport Authority (MCIAA) on which WCCCHI stands; and pledge of shares of stocks representing ownership of the Company in WCCCHI and DIHCI.

Each of the Borrowers is required to comply with certain covenants during the term of the Agreement and until the full payment of the amounts due which include, among others:

1. Debt to Equity Ratio of not higher than 2.5:1;
2. Debt Service Coverage Ratio of at least 1.25x;
3. To appoint PBCOM's nominees as Corporate Secretary in WCCCHI and DIHCI and nominate and elect such number of PBCOM's nominees as will comprise the majority of the Board of Directors in WCCCHI and DIHCI, provided however, that the exercise of the abovementioned proxy and/or voting rights granted to PBCOM shall be exercised solely for the purpose of protecting, preserving, and enforcing its rights and interests under the Agreement and shall not be used by the latter to effect any takeover of the day-to-day operations of said corporations; and
4. Negative covenants which prohibit each of the Borrowers to:
 - Change the nature or scope of its business as presently conducted, or liquidate or dissolve, or enter into any consolidation, merger, pool, joint venture, syndicate or other combination, or sell, lease or dispose of a substantial portion (as determined by PBCOM) of its business or assets, with market or book value of P500.00 million or more;
 - Permit any change in ownership (direct or indirect), management or control of its business, which results in the present majority stockholders ceasing to hold, whether directly or indirectly through any person beneficially, at least sixty-eight percent (68%) of the direct or indirect beneficial or economic interest in each of the Borrowers;
 - Declare or pay dividends to stockholders and make any capital or asset distribution to stockholders;
 - Purchase, redeem, retire or otherwise acquire for value any of capital stock now or hereafter outstanding (other than as a result of the conversion of any shares of capital stock into shares of any other class of capital stock), return any capital to its stockholders as such, or make any distribution of assets to its stockholders as such (other than distribution payable in shares of its own outstanding capital stock);
 - File any legal action to question any corporate act or transaction;
 - Extend any loans, advances or subsidies to any corporation, partnership or entity owned by the Borrowers or in which it may have equity, other than advances in the ordinary course of business; and
 - Extend any loans or advances to any of its directors, officers, stockholders, affiliates and partners other than advances in the ordinary course of business.

All drawdowns were made by WCCCHI. As at December 31, 2021 and 2020, WCCCHI did not meet the minimum debt service coverage ratio of 1.25:1 as described in Section 4.4 Debt Service Coverage Ratio of the Agreement. While there was such non-compliance, the Agreement provides a process including notifications between WCCCHI and PBCOM prior to a declaration of default. In relation to this, WCCCHI notified PBCOM of the said breach which was subsequently waived by the latter. Thus, the noted breach did not result in an event of default and did not have the effect of rendering the loans immediately due and demandable.

The outstanding balances of the loans under the Loan Facilities are presented in the financial position of WCCCHI as follows:

2022

Loan Facility	Current Portion	Noncurrent Portion	Outstanding Balance
Facility 1	P -	P -	P -
Facility 2	-	-	-
Facility 3	-	-	-
	P -	P -	P -

2021

Loan Facility	Current Portion	Noncurrent Portion	Outstanding Balance
Facility 1	P518,085,106	P -	P518,085,106
Facility 2	117,021,276	-	117,021,276
Facility 3	-	-	-
	P635,106,382	P -	P635,106,382

The drawdowns and payments made by WCCCHI under the Loan Facilities are presented below:

2022

Loan Facility	Drawdown Date	Maturity Date	Payment Terms	Monthly Amortization	Principal	Principal Payments	Outstanding Balance
Facility 1	3/13/2018	9/12/2022	54 months	P8,510,638	P850,000,000	P850,000,000	P -
Facility 2	3/20/2018	9/19/2022	54 months	2,127,660	200,000,000	200,000,000	-
Facility 3	4/10/2018	10/9/2021	42 months	12,500,000	450,000,000	450,000,000	-
					P1,500,000,000	P1,500,000,000	P -

2021

Loan Facility	Drawdown Date	Maturity Date	Payment Terms	Monthly Amortization	Principal	Principal Payments	Outstanding Balance
Facility 1	3/13/2018	9/12/2022	54 months	P8,510,638	P850,000,000	P331,914,894	P518,085,106
Facility 2	3/20/2018	9/19/2022	54 months	2,127,660	200,000,000	82,978,724	117,021,276
Facility 3	4/10/2018	10/9/2021	42 months	12,500,000	450,000,000	450,000,000	-
					P1,500,000,000	P864,893,618	P635,106,382

Total interest expense paid by WCCCHI arising from the Loan Facilities amounted to P36.40 million, P59.83 million and P87.27 million in 2022, 2021 and 2020, respectively.

Supplemental Loan Agreement

On March 22, 2022, the Borrowers entered into a Supplemental Loan Agreement to the Agreement with PBCOM granting the Borrowers additional multiple loan facilities (the New Loan Facilities) for the following purposes: (1) refinancing the outstanding loan obligation; (2) payment of any and all fees, stamps, and other taxes to the execution and delivery of the loan documents in order to implement the refinancing; and, (3) general corporate requirements, in the maximum aggregate amount of P3.05 billion.

The New Loan Facilities are secured by the chattel and real estate mortgages and other security interests under the Agreement as well as the following: additional chattel and real mortgages over various operating assets of WMCHI; pledge of movable assets consisting of machinery and equipment owned by WCCCHI, WMCHI and DIHCI; new chattel and real estate mortgages over various operating assets of CRDC and PRC; assignment over leasehold rights on the land owned by MCIAA on which WMCHI stands; pledge of shares of stocks representing ownership of the Company in WCCCHI, WMCHI and DIHCI; assignment of all rental receivables of WCCCHI and WMCHI from PAGCOR; and assignment of the cash collateral peso-denominated interest-bearing account Debt Service Reserve Account.

Each of the Borrowers are required to comply the same covenants set forth under the Agreement.

The New Loan Facilities consists of the following:

New Facility 1 - represents secured term loan facility in the amount of P550.00 million to re-finance the payment of the Facility 3 of the Original Loan Agreement available through maximum of two (2) drawdowns within September 2022 with term of 30 months from the initial drawdown date. The loan principal for this facility is payable in equal monthly installments to commence one month from the drawdown date. Interest is charged at the higher of three (3)-year BVAL rate on the date of availment and spread of 3.25% per annum or 7.75% per annum; floating rate re-priceable every quarter; and repayable monthly in arrears.

New Facility 2 - represents secured term loan facility in the amount of P1.00 billion available through a single or multiple drawdowns with term of 60 months from the initial drawdown date, regardless of the number of drawdowns. Any amount not drawn after the expiration of the commitment period shall be automatically cancelled and may not be reinstated.

New Facility 3 - represents secured term loan facility in the amount of P600.00 million available through a single or multiple drawdowns with term of 60 months from the initial drawdown date, regardless of the number of drawdowns. Any amount not drawn after the expiration of the commitment period shall be automatically cancelled and may not be reinstated.

New Facility 4 - represents secured term loan facility in the amount of P900.00 million available through a single or multiple drawdowns with term of 60 months from the initial drawdown date, regardless of the number of drawdowns. Any amount not drawn after the expiration of the commitment period shall be automatically cancelled and may not be reinstated.

The loan principals for New Facilities 2, 3 and 4 are payable on equal monthly installments to commence at the end of twenty-fourth (24th) month from the initial drawdown date subject to balloon payment upon maturity. Interest is charged at the higher of five (5)-year BVAL rate on the date of availment and spread of 3.25% per annum or 7.75% per annum; floating rate re-priceable every quarter; and repayable monthly in arrears.

All drawdowns were made by the Company. As at December 31, 2022, the Company did not meet the minimum debt service coverage ratio of 1.25:1 as described in Section 4.4 Debt Service Coverage Ratio of the Agreement. While there was such non-compliance, the Agreement provides a process including notifications between the Company and PBCOM prior to a declaration of default. In relation to this, the Company notified PBCOM of the said breach which was subsequently waived by the latter. Thus, the noted breach did not result in an event of default and did not have the effect of rendering the loans immediately due and demandable.

The outstanding balances of the loans under the Loan Facilities are presented in the financial position of the Company as follows:

Loan Facility	Current Portion	Noncurrent Portion	Outstanding Balance
New Facility 1	P220,000,000	P275,000,000	P495,000,000
New Facility 2	-	1,000,000,000	1,000,000,000
New Facility 3	-	600,000,000	600,000,000
New Facility 4	-	900,000,000	900,000,000
	P220,000,000	P2,775,000,000	P2,995,000,000

The drawdowns and payments made by the Company under the New Loan Facilities are presented below:

2022

Loan Facility	Drawdown Date	Maturity Date	Payment Terms	Monthly Amortization	Principal	Principal Payments	Outstanding Balance
New Facility 1	9/13/2022	3/13/2025	30 months	P18,333,333	P550,000,000	P55,000,000	P495,000,000
New Facility 2	6/16/2022	6/4/2027	60 months	8,000,000	1,000,000,000	-	1,000,000,000
New Facility 3	6/6/2022	6/4/2027	60 months	4,800,000	600,000,000	-	600,000,000
New Facility 4	6/8/2022	6/4/2027	60 months	7,200,000	900,000,000	-	900,000,000
					P3,050,000,000	P55,000,000	P2,995,000,000

Total interest paid by the Company arising for the New Loan Facilities amounted to P123.98 million in 2022.

17. Significant Accounting Policies

The accounting policies set out below have been applied consistently to all years presented in these separate financial statements.

Adoption of Amendment to Standards

The Company has adopted the following amendment to standards starting January 1, 2022 and accordingly, changed its accounting policies. Except as otherwise indicated, the adoption did not have any significant impact on the Company's financial statements.

- Property, Plant and Equipment - Proceeds before Intended Use (Amendments to PAS 16, *Property, Plant and Equipment*). The amendments prohibit an entity from deducting from the cost of an item of property, plant and equipment the proceeds from selling items produced before that asset is available for use. The proceeds before intended use should be recognized in profit or loss, together with the costs of producing those items which are identified and measured in accordance with PAS 2, *Inventories*.

The amendments also clarify that testing whether an item of property, plant and equipment is functioning properly means assessing its technical and physical performance rather than assessing its financial performance.

For the sale of items that are not part of a company's ordinary activities, the amendments require the company to disclose separately the sales proceeds and related production cost recognized in profit or loss and specify the line items in which such proceeds and costs are included in the statement of comprehensive income. This disclosure is not required if such proceeds and cost are presented separately in the statement of comprehensive income.

The amendments are effective for annual reporting periods beginning on or after January 1, 2022. Earlier application is permitted. The amendments apply retrospectively, but only to items of property, plant and equipment made available for use on or after the beginning of the earliest period presented in the financial statements in which the company first applies the amendments.

- Onerous Contracts - Cost of Fulfilling a Contract (Amendment to PAS 37). The amendments clarify that the cost of fulfilling a contract when assessing whether a contract is onerous includes all costs that relate directly to a contract - i.e. it comprises both incremental costs and an allocation of other direct costs.

The amendments are effective for annual reporting periods beginning on or after January 1, 2022 to contracts existing at the date when the amendments are first applied. At the date of initial application, the cumulative effect of applying the amendments is recognized as an opening balance adjustment to retained earnings or other component of equity, as appropriate. The comparatives are not restated. Earlier application is permitted.

- Annual Improvements to PFRSs 2018-2020. This cycle of improvements contains amendments to 4 standards. The following are applicable to the Company:
 - Fees in the '10 per cent' Test for Derecognition of Financial Liabilities (Amendment to PFRS 9). The amendment clarifies that for the purpose of performing the '10 per cent' test for derecognition of financial liabilities, the fees paid net of fees received included in the discounted cash flows include only fees paid or received between the borrower and the lender, including fees paid or received by either the borrower or lender on the other's behalf.
 - Lease Incentives (Amendment to Illustrative Examples accompanying PFRS 16). The amendment deletes from the Illustrative Example 13 the reimbursement relating to leasehold improvements to remove the potential for confusion because the example had not explained clearly enough the conclusion as to whether the reimbursement would meet the definition of a lease incentive in PFRS 16.

Financial Instruments

Recognition and Initial Measurement

Trade receivables and debt securities issued are initially recognized when they are originated. All other financial assets and financial liabilities are initially recognized when the Company becomes a party to the contractual provisions of the instrument.

A financial asset (unless it is a trade receivable without a significant financing component) or financial liability is initially measured at fair value plus or minus, for an item not at fair value through profit or loss (FVTPL), transaction costs that are directly attributable to its acquisition or issue. A trade receivable without a significant financing component is initially measured at the transaction price.

Financial Assets

On initial recognition, a financial asset is classified as measured at: amortized cost; FVOCI - debt investment; FVOCI - equity investment; or FVTPL.

Financial assets are not reclassified subsequent to their initial recognition unless the Company changes its business model for managing financial assets, in which case all affected financial assets are reclassified on the first day of the first reporting period following the change in the business model.

Debt Instruments

Financial Assets at Amortized Cost

A financial asset is measured at amortized cost if it meets both of the following conditions and is not designated as at FVTPL:

- It is held within a business model whose objective is to hold assets to collect contractual cash flows; and
- Its contractual terms give rise on specified dates to cash flows that are solely payments of principal and interest on the principal amount outstanding.

Included in this category are the Company's cash in bank, advances to subsidiaries, and due from related parties.

Cash in Bank

Cash in bank is stated at face value.

FVOCI

A debt investment is measured at FVOCI if it meets both of the following conditions and is not designated as at FVTPL:

- it is held within a business model whose objective is achieved by both collecting contractual cash flows and selling financial assets; and
- its contractual terms give rise on specified dates to cash flows that are solely payments of principal and interest on the principal amount outstanding.

There is no financial asset that is a debt instrument measured at FVOCI as at December 31, 2022 and 2021.

FVTPL

All financial assets not classified as measured at amortized cost or FVOCI as described above are measured at FVTPL. This includes all derivative financial assets. On initial recognition, the Company may irrevocably designate a financial asset that otherwise meets the requirements to be measured at amortized cost or at FVOCI as at FVTPL if doing so eliminates or significantly reduces an accounting mismatch that would otherwise arise.

There are no financial assets at FVTPL as at the date of initial application and as at December 31, 2022 and 2021.

Equity Instruments

Financial assets that are equity instruments shall be classified under any of the following categories:

- Financial assets measured at FVTPL which shall include financial assets held for trading; or

- Financial assets at FVOCI which shall consist of equity instruments that are irrevocably designated at FVOCI at initial recognition that are neither held for trading nor contingent consideration recognized by an acquirer in a business combination to which PFRS 3, *Business Combinations*, applies. This election is made on an instrument-by-instrument basis.

Included in this category are the Company's equity securities - at FVOCI.

Equity Securities - at FVOCI

Equity securities - at FVOCI are nonderivative financial assets that are either designated in this category or not classified in any of the other categories. Changes in the fair value of such assets are accounted for as other comprehensive income (OCI) and included in the fund balance. These financial assets are classified as noncurrent assets unless there is intention to dispose of such assets within 12 months from the reporting date.

The fair value of equity securities - at FVOCI that are actively traded in organized financial markets is determined by reference to quoted market bid prices at the close of business of the reporting date. For equity securities - at FVOCI where there is no active market, fair value is determined using valuation techniques. However, when fair value cannot be determined reliably, the investment is accounted for at cost less impairment loss, if any.

The Company's financial assets measured at FVOCI pertain to equity securities carried at cost.

Equity securities at cost represent investment holdings that the Company originally intended to hold for long-term strategic purposes. The Company recognized this investment at cost because these investments do not have a quoted market price in an active market, and its fair value cannot be measured reliably. An assessment for impairment is undertaken at least each reporting date whether or not there is objective evidence that the financial asset is impaired.

Business Model Assessment

The Company makes an assessment of the objective of the business model in which a financial asset is held at a portfolio level because this best reflects the way the business is managed, and information is provided to management. The information considered includes:

- a. the stated policies and objectives for the portfolio and the operation of those policies in practice. These include whether management's strategy focuses on earning contractual interest income, maintaining a particular interest rate profile, matching the duration of the financial assets to the duration of any related liabilities or expected cash outflows or realizing cash flows through the sale of the assets;
- b. how the performance of the portfolio is evaluated and reported to the Company's management;
- c. the risks that affect the performance of the business model (and the financial assets held within that business model) and how those risks are managed;
- d. how managers of the business are compensated - e.g., whether compensation is based on the fair value of the assets managed or the contractual cash flows collected; and
- e. the frequency, volume and timing of sales of financial assets in prior periods, the reasons for such sales and expectations about future sales activity.

Assessment whether Contractual Cash Flows are Solely Payments of Principal and Interest

For the purposes of this assessment, 'principal' is defined as the fair value of the financial asset on initial recognition. 'Interest' is defined as consideration for the time value of money and for the credit risk associated with the principal amount outstanding during a particular period of time and for other basic lending risks and costs (e.g., liquidity risk and administrative costs), as well as profit margin.

In assessing whether the contractual cash flows are solely payments of principal and interest, the Company considers the contractual terms of the instruments. This includes assessing whether the financial asset contains contractual term that could change the timing or amount of contractual cash flows such that it would not meet this condition. In making this assessment, the Company considers:

- contingent events that would change the amount or timing of cash flows;
- terms that may adjust the contractual coupon rate, including variable-rate features;
- prepayment and extension features; and
- terms that limit the Company's claim to cash flows from specified asset.

Subsequent Measurement of Financial Assets

Financial assets at amortized cost are subsequently measured at amortized cost using the effective interest method. The amortized cost is reduced by impairment losses. Interest income, foreign exchange gains and losses and impairment are recognized in profit or loss. Any gain or loss on derecognition is recognized in profit or loss.

Debt investments at FVOCI are subsequently measured at fair value. Interest income calculated using the effective interest method, foreign exchange gains and losses and impairment are recognized in profit or loss. Other net gains and losses are recognized in OCI. On derecognition, gains and losses accumulated in OCI are reclassified to profit or loss.

Equity investments at FVOCI are subsequently measured at fair value. Dividends are recognized as income in profit or loss unless the dividend clearly represents a recovery of part of the cost of the investment. Amounts recognized in OCI are not classified to profit or loss. Other net gains and losses are recognized in OCI and are never reclassified to profit or loss.

Financial assets at FVTPL are subsequently measured at fair value. Net gains and losses, including any interest or dividend income, are recognized in profit or loss.

Impairment of Financial Assets

At the date of initial application of PFRS 9, the Company uses reasonable and supportable information that is available without undue cost or effort to determine the credit risk at the date that a financial instrument was initially recognized and compared that to the credit risk at the date of initial application. Lifetime ECLs result from all possible default events over the expected life of a financial instruments while 12-month ECLs are the portion of ECLs that result from default events that are possible within 12 months after the reporting date (or a shorter period of the expected life of the instrument is less than 12 months).

The maximum period considered when estimating ECLs is the maximum contractual period over which the Company is exposed to credit risk.

Measurement of ECL

ECL are a probability-weighted estimate of credit losses. Credit losses are measured as the present value of cash shortfalls (i.e. the difference between the cash flows due to the entity in accordance with the contract and the cash flows that the Company expects to receive).

ECL are discounted at the effective interest rate of the financial assets.

Credit-impaired Financial Assets

At each reporting date, the Company assesses whether financial assets carried at amortized cost are credit-impaired. A financial asset is 'credit-impaired' when one or more events that have a detrimental impact on the estimated future cash flows of the financial asset have occurred.

Objective evidence that financial assets were impaired included:

- default or delinquency by a debtor;
- restructuring of an amount due to the Company on terms that the Company would not consider otherwise;
- indications that a debtor or issuer would enter bankruptcy;
- adverse changes in the payment status of borrowers or issuers;
- the disappearance of an active market for a security because of financial difficulties; or
- observable data indicating that there was a measurable decrease in the expected cash flows from a group of financial assets.

Presentation of Allowance for ECL in the Separate Statement of Financial Position

Loss allowances for financial assets measured at amortized cost are deducted from the gross carrying amount of the assets.

For debt investments at FVOCI, the loss allowance is charged to profit or loss and is recognized in OCI.

Financial Liabilities

Classification, Subsequent Measurement and Gains and Losses

Financial liabilities are classified as measured at amortized cost or FVTPL. A financial liability is classified as at FVTPL if it is classified as held-for-trading, it is a derivative, or it is designated as such on initial recognition. Financial liabilities at FVTPL are measured at fair value and net gains and losses, including any interest expense, are recognized in profit or loss. Other financial liabilities are subsequently measured at amortized cost using the effective interest method. Interest expense and foreign exchange gains and losses are recognized in profit or loss. Any gain or loss on derecognition is also recognized in profit or loss.

As at December 31, 2022 and 2021, other financial liabilities at amortized cost include accrued expenses and other payables, due to related parties and loan payable (see Notes 6, 8 and 9). There are no financial liabilities measured at FVTPL.

Derecognition of Financial Instruments

Financial Asset

The Company derecognizes a financial asset when the contractual rights to the cash flows from the financial asset expire, or it transfers the rights to receive the contractual cash flows in a transaction in which substantially all of the risks and rewards of ownership of the financial asset are transferred or in which the Company neither transfers nor retains substantially all of the risks and rewards of ownership and it does not retain control of the financial asset.

The Company enters into transactions whereby it transfers assets recognized in its statement of financial position but retains either all or substantially all of the risks and rewards of the transferred assets. In these cases, the transferred assets are not derecognized.

Financial Liabilities

The Company derecognizes a financial liability when its contractual obligations are discharged, cancelled or expire. The Company also derecognizes a financial liability when its terms are modified and the cash flows of the modified liability are substantially different, in which case a new financial liability based on the modified terms is recognized at fair value.

Offsetting of Financial Instruments

Financial assets and financial liabilities are offset, and the net amount is reported in the separate statement of financial position if, and only if, there is a currently enforceable legal right to offset the recognized amounts and there is an intention to settle on a net basis, or to realize the asset and settle the liability simultaneously. This is generally not the case with master netting agreements, thus, the related assets and liabilities are presented at gross amounts in the separate statement of financial position.

As at December 31, 2022 and 2021, only due to/from related party transactions were offset in the separate financial statements. The said accounts were being set-off because the management intends either to settle on a net basis or to realize the asset and settle the liability simultaneously.

Determination of Fair Values

A number of the Company's accounting policies and disclosures require the determination of fair value, for both financial and nonfinancial assets and liabilities. Fair values have been determined for measurement and/or disclosure purposes, when necessary, based on the market values, being the estimated amount for which assets could be exchanged on the date of the valuation between a willing buyer and a willing seller in an arm's length transaction after proper marketing wherein the parties had each acted knowledgeably, prudently and without compulsion. When applicable, further information about the assumptions made in determining fair values is disclosed in the notes specific to that asset or liability.

The different levels of fair value of financial instruments carried at fair value, by valuation method have been defined as follows:

- Level 1: quoted prices (unadjusted) in active markets for identical assets or liabilities;
- Level 2: inputs other than quoted prices included within Level 1 that are observable for the asset or liability, either directly (i.e., as prices) or indirectly (i.e., derived from prices); and
- Level 3: inputs for the asset or liability that are not based on observable market data (unobservable inputs).

If the inputs used to measure the fair value of an asset or a liability might be categorized in different levels of the fair value hierarchy, then the fair value measurement is categorized in its entirety in the same level of the fair value hierarchy as the lowest level input that is significant to the entire measurement.

The Company recognizes transfers between levels of the fair value hierarchy at the end of the reporting period during which the change has occurred.

Current and Noncurrent Classification

The Company presents assets and liabilities in the statement of financial position based on current/noncurrent classification.

An asset is current when it is:

- Expected to be realized or intended to be sold or consumed in the normal operating cycle;
- Held primarily for the purpose of trading;
- Expected to be realized within 12 months after the reporting period; or
- Cash or cash equivalent unless restricted from being exchanged or used to settle a liability for at least 12 months after the reporting period.

All other assets are classified as noncurrent.

A liability is current when:

- It is expected to be settled in the normal operating cycle;
- It is held primarily for the purpose of trading;
- It is due to be settled within 12 months after the reporting period; or
- There is no unconditional right to defer the settlement of the liability for at least 12 months after the reporting period

The Company classifies all other liabilities as noncurrent.

Deferred tax assets and liabilities are classified as noncurrent.

Investments in Subsidiaries

Subsidiaries are entities controlled by the Company. The Company controls an entity if, and only if, the Company is exposed to, or has rights to, variable returns from its involvement with the entity and has the ability to affect those returns through its power over the entity. The Company reassesses whether or not it controls an investee if facts and circumstances indicate that there are changes to one or more of the 3 elements of control.

The Company carries its investments in shares of stock of its subsidiaries under the cost method of accounting for investments. Under this method, investments are carried at cost less impairment losses. The investor recognizes income from the investment only to the extent that the investor receives distributions from accumulated profits of the investee arising after the date of the acquisition. Distributions received in excess of such profits are regarded as a recovery of investment and are recognized as a reduction of the cost of the investment.

Property and Equipment

Measurement at Recognition

Upon recognition, items of property and equipment are measured at cost which comprises the purchase price and any directly attributable costs of bringing the asset to the location and condition for its intended use.

Measurement Subsequent to Recognition

Property and equipment are carried at cost less accumulated depreciation and accumulated impairment losses, if any.

Subsequent Costs

Subsequent costs that can be measured reliably are added to the carrying amount of the asset when it is probable that future economic benefits associated with the asset will flow to the Company. The costs of day-to-day servicing of an asset are recognized as an expense in the period in which they are incurred.

Depreciation

Depreciation is computed using the straight-line method over the estimated useful lives of furniture, fixtures and equipment ranging from 5 to ten (10) years. Leasehold improvements are depreciated using the straight-line method over the term of the lease or the estimated useful lives of the improvements, whichever is shorter.

The estimated useful lives and the depreciation method are reviewed at each reporting date to ensure that these are consistent with the expected pattern of economic benefits from those assets.

Fully depreciated assets are retained in the accounts until they are no longer in use, no further charges for depreciation are made in respect of those assets.

When an asset is disposed of, or is permanently withdrawn from use and no future economic benefits are expected from its disposal, the cost and related accumulated depreciation and impairment losses, if any, are removed from the accounts and any resulting gain or loss arising from the retirement or disposal is recognized in profit or loss.

Impairment of Nonfinancial Assets

The carrying amounts of the Company's nonfinancial assets are reviewed at each reporting date to determine whether there is any indication of impairment. If such indication exists, the recoverable amount of the impaired asset is estimated.

An impairment loss is recognized whenever the carrying amount of an asset or its cash-generating unit (CGU) exceeds its recoverable amount. Impairment losses on assets recognized at cost are recognized in the profit or loss. However, impairment losses on revalued assets are recognized in the statement of changes in equity as a reduction of revaluation surplus to the extent that the impairment losses do not exceed the amount in the revaluation surplus.

The recoverable amount is the higher of the asset's fair value less costs of disposal and value-in-use (VIU). Fair value less costs of disposal is the price that would be received to sell an asset or paid to transfer a liability in an orderly transaction between market participants at the measurement date, less the costs of disposal. In assessing VIU, the estimated future cash flows are discounted to their present value using a pretax discount rate that reflects current market assessments of the time value of money and the risks specific to the asset being evaluated. If an asset does not generate cash inflows that are largely independent of those from other assets, the recoverable amount is determined for the CGU to which the asset belongs.

An impairment loss is reversed if there has been a change in the estimates used to determine the carrying amount. An impairment loss is reversed only to the extent that the carrying amount of the asset does not exceed the carrying amount that would have been determined, net of depreciation, if no impairment loss had been recognized. Reversals of impairments are recognized in profit or loss, unless the asset is carried at a revalued amount, in which case the reversal is treated as a revaluation increase.

Revenue Recognition

Revenue from Contracts with Customers

The Company's business is primarily engaged in holding equity interests in hotels and resorts, a fitness gym, entities engaged in the international marketing and promotion of casinos, manufacturing of pastries, and hotel management and operations.

The following specific recognition criteria must also be met before revenue is recognized:

Interest Income

Interest income is recognized as it accrues using the effective interest method.

Miscellaneous Income

Other Income is recognized when earned.

Determination of whether the Company is Acting as a Principal or an Agent

The Company assesses its revenue arrangements against the following criteria to determine whether it is acting as a principal or an agent:

- whether the Company has primary responsibility for providing the goods and services;
- whether the Company has discretion in establishing prices; and
- whether the Company bears the credit risk.

If the Company has determined it is acting as a principal, the Company recognizes revenue on a gross basis with the amount remitted to the other party being accounted as part of costs and expenses. If the Company has determined it is acting as agent, only the net amount retained is recognized as revenue.

The Company assessed its revenue arrangements and concluded that it is acting as principal in all arrangements.

Expense Recognition

Expenses are recognized in profit or loss upon utilization of the service or at the date they are incurred. Interest expense are reported on an accrual basis.

Related Party Relationship

A related party relationship exists when one party has the ability to control, directly or indirectly, through one or more intermediaries, the other party or exercise significant influence over the other party in making financial and operating decisions. Such relationships also exist between and/or among entities which are under common control with the reporting enterprise, or between, and/or among the reporting enterprise and its KMP, directors, or its stockholders. In considering each possible related party relationship, attention is directed to the substance of the relationship, and not merely the legal form.

Income Taxes

Income tax expense comprises current and deferred tax. It is recognized in profit or loss except to the extent that they relate to items recognized in equity or OCI.

The Company has determined that interest and penalties related to income taxes, including uncertain tax treatments, do not meet the definition of income taxes, and therefore accounted for them under PAS 37, *Provisions, Contingent Liabilities and Contingent Assets*.

Current Tax

Current tax comprises the expected tax payable on the taxable income for the year and any adjustment to the tax payable in respect of previous years. The amount of current tax payable is the best estimate of the tax amount expected to be paid that reflects uncertainty related to income taxes, if any. It is measured using tax rates enacted or substantively enacted at the reporting date.

Deferred Tax

Deferred tax is recognized in respect of temporary differences between the carrying amounts of assets and liabilities for financial reporting purposes and the amounts used for taxation purposes. Deferred tax is not recognized for:

- temporary differences on the initial recognition of assets or liabilities in a transaction that is not a business combination and that affects neither accounting nor taxable profit or loss;
- temporary differences related to investments in subsidiaries, associates and joint arrangements to the extent that the Company is able to control the timing of the reversal of the temporary differences and it is probable that the temporary differences will not reverse in the foreseeable future; and
- taxable temporary differences arising on the initial recognition of goodwill.

Deferred tax assets are recognized for unused tax losses, unused tax credits and deductible temporary differences to the extent that it is probable that future taxable profits will be available against which they can be used. Deferred tax assets are reviewed at each reporting date and are reduced to the extent that it is no longer probable that the related tax benefit will be realized; such reductions are reversed when the probability of future taxable profits improves.

Unrecognized deferred tax assets are reassessed at each reporting date and recognized to the extent that it has become probable that future taxable profits will be available against which they can be used.

Deferred tax is measured at the tax rates that are expected to be applied to temporary differences when they reverse, using tax rates enacted or substantively enacted at the reporting date, and reflects uncertainty related to income taxes, if any.

Deferred tax assets and liabilities are offset if and only if it has a legally enforceable right to set off current tax assets and liabilities, and the deferred tax assets and deferred tax liabilities relate to income taxes levied by the same taxation authority on either the same taxable entity or different taxable entities which intend either to settle current tax assets and liabilities on a net basis, or to realize the assets and settle the liabilities simultaneously, in each future period in which significant amounts of deferred tax liabilities or assets are expected to be settled or recovered.

Equity

Capital stock is classified as equity and is determined using the nominal value of share that have been issued. Capital stock is recognized at par value for all issued shares. Consideration received in excess of par value is recognized as additional paid-in capital net of incremental costs that are directly attributable to the issuance of new shares.

Accumulated deficit includes accumulated results of operations as reported in the separate statement of comprehensive (loss) income less any dividends declared. Dividends are recorded in the period in which the dividends are approved by the BOD.

Provisions and Contingencies

A provision is a liability of uncertain timing or amount. It is recognized when the Company has a legal or constructive obligation as a result of a past event; when it is probable that an outflow of economic benefits will be required to settle the obligation and a reliable estimate can be made. The amount to be recognized as provision shall be the best estimate of the expenditure required to settle the present obligation at the end of the reporting period.

When it is not probable that an outflow of economic benefits will be required, or the amount cannot be estimated reliably, the obligation is disclosed as a contingent liability, unless the probability of outflow of economic benefits is remote. Possible obligations, whose existence will only be confirmed by the occurrence or non-occurrence of one or more future events, are also disclosed as contingent liabilities unless the probability of outflow of economic benefits is remote.

A contingent asset is a possible asset that arises from past events and whose existence will be confirmed only by the occurrence or non-occurrence of one or more uncertain future events not wholly within the control of the entity.

Contingent assets are not recognized in the separate financial statements but are disclosed when the inflow of economic benefits is probable.

Events After the End of the Reporting Date

The Company identifies post-year-end events as events that occurred after the reporting date but before the date when the financial statements were authorized for issue. Any post-year-end events that provide additional information about the Company's separate financial position or performance at the end of a reporting period (adjusting events) are recognized in the separate financial statements. Events that are not adjusting events are disclosed in the notes to the separate financial statements when material.

Amendments to Standards Issued Not Yet Adopted

A number of amendments to standards are effective for annual periods beginning after January 1, 2022. However, the Company has not early adopted the following amendments to standards in preparing these separate financial statements. Unless otherwise stated, none of these are expected to have a significant impact on the Company's separate financial statements.

To be Adopted January 1, 2023

- Definition of Accounting Estimates (Amendments to PAS 8, *Accounting Policies, Changes in Accounting Estimates and Errors*). To clarify the distinction between changes in accounting policies and changes in accounting estimates, the amendments introduce a new definition for accounting estimates, clarifying that they are monetary amounts in the financial statements that are subject to measurement uncertainty. The amendments also clarify the relationship between accounting policies and accounting estimates by specifying that an accounting estimate is developed to achieve the objective set out by an accounting policy. Developing an accounting estimate includes both selecting a measurement technique and choosing the inputs to be used when applying the chosen measurement technique. The effects of changes in such inputs or measurement techniques are changes in accounting estimates. The definition of accounting policies remains unchanged. The amendments also provide examples on the application of the new definition.

The amendments are effective for annual reporting periods beginning on or after January 1, 2023, with earlier application permitted, and will apply prospectively to changes in accounting estimates and changes in accounting policies occurring on or after the beginning of the first annual reporting period in which the amendments are applied.

- Disclosure of Accounting Policies (Amendments to PAS 1 and PFRS Practice Statement 2, *Making Materiality Judgements*). The amendments are intended to help companies provide useful accounting policy disclosures. The key amendments to PAS 1 include:
 - requiring companies to disclose their material accounting policies rather than their significant accounting policies;
 - clarifying that accounting policies related to immaterial transactions, other events or conditions are themselves immaterial and as such need not be disclosed; and
 - clarifying that not all accounting policies that relate to material transactions, other events or conditions are themselves material to a company's financial statements.

The amendments to PFRS Practice Statement 2 include guidance and additional examples on the application of materiality to accounting policy disclosures.

The amendments are effective from January 1, 2023. Earlier application is permitted.

- Deferred Tax related to Assets and Liabilities arising from a Single Transaction (Amendments to PAS 12, *Income Taxes*). The amendments clarify that the initial recognition exemption does not apply to transactions that give rise to equal taxable and deductible temporary differences such as leases and decommissioning obligations. The amendments apply for annual reporting periods beginning on or after January 1, 2023. Earlier application is permitted. For leases and decommissioning liabilities, the associated deferred tax assets and liabilities will be recognized from the beginning of the earliest comparative period presented, with any cumulative effect recognized as an adjustment to retained earnings or other appropriate component of equity at that date. For all other transactions, the amendments apply to transactions that occur after the beginning of the earliest period presented.

To be Adopted January 1, 2024

- Lease Liability in a Sale and Leaseback (Amendments to PFRS 16, *Leases*). The amendments confirm the following:
 - On initial recognition, the seller-lessee includes variable lease payments when it measures a lease liability arising from a sale-and-leaseback transaction.
 - After initial recognition, the seller-lessee applies the general requirements for subsequent accounting of the lease liability such that it recognizes no gain or loss relating to the right of use it retains.

A seller-lessee may adopt different approaches that satisfy the new requirements on subsequent measurement. For example, the seller-lessee could determine the lease payments to be deducted from the lease liability as expected lease payments or as equal periodic payments over the lease term, with the difference between those payments and amounts actually paid recognized in profit or loss.

The amendments are effective for annual reporting periods beginning on or after 1 January 2024, with earlier application permitted. Under PAS 8, *Accounting Policies, Changes in Accounting Estimates and Errors*, a seller-lessee will need to apply the amendments retrospectively to sale-and-leaseback transactions entered into or after the date of initial application of PFRS 16.

- Classification of Liabilities as Current or Noncurrent - 2020 amendments and Non-Current Liabilities with Covenants - 2022 amendments (Amendments to PAS 1, *Presentation of Financial Statements*). To promote consistency in application and clarify the requirements on determining whether a liability is current or noncurrent, the amendments:
 - removed the requirement for a right to defer settlement of a liability for at least twelve months after the reporting period to be unconditional and instead requires that the right must have substance and exist at the end of the reporting period;
 - clarified that only covenants with which a company must comply on or before the reporting date affect the classification of a liability as current or non-current and covenants with which the entity must comply after the reporting date do not affect a liability's classification at that date;
 - provided additional disclosure requirements for non-current liabilities subject to conditions within twelve months after the reporting period to enable the assessment of the risk that the liability could become repayable within twelve months; and clarified that settlement of a liability includes transferring an entity's own equity instruments to the counterparty, but conversion options that are classified as equity do not affect classification of the liability as current or noncurrent.

The amendments will apply retrospectively for annual reporting periods beginning on or after January 1, 2024, with earlier application permitted. Entities that have early applied the 2020 amendments may retain application until the 2022 amendments are applied. Entities that will early apply the 2020 amendments after issue of the 2022 amendments must apply both amendments at the same time.

18. Supplementary Information Required Under RR No. 15-2010 of the BIR

In addition to the disclosures mandated under PFRSs, and such other standards and/or conventions as may be adopted, companies are required by the BIR to provide in the notes to the basic separate financial statements, certain supplementary information for the taxable year. The amounts relating to such supplementary information may not necessarily be the same with those amounts disclosed in the separate financial statements which were prepared in accordance with PFRSs. The following are the supplementary tax information required for the taxable year ended December 31, 2022.

A. Withholding Taxes

During the year, the Company withheld expanded withholding tax amounting to P2,570,831

B. All Other Taxes (Local and National)

***Other taxes paid during the year recognized as
"Taxes and licenses" under General and
Administrative Expenses***

Gross receipt tax	P6,209,622
License and other fees	159,585
Documentary stamp tax	117,756
	<hr/>
	P6,486,963

C. Deficiency Tax Assessments

As at December 31, 2022, the Company is still awaiting SC's decision on its appeal related to the VAT assessment for taxable year 2006.



Bureau of Internal Revenue
Republic of the Philippines

[Home](#) | [Login](#) | [Revenue Issuances](#) | [FAQs](#) | [Job Aids](#) | [BIR Main](#) | [Downloads](#) | [Logout](#)



REPUBLIC OF THE PHILIPPINES
DEPARTMENT OF FINANCE
BUREAU OF INTERNAL REVENUE

FILING REFERENCE NO.

TIN	: 003-978-254-000
Name	: WATERFRONT PHILIPPINES INCORPORATED
RDO	: 080
Form Type	: 1702
Reference No.	: 462300053393572
Amount Payable (Over Remittance)	: -891,012.00
Accounting Type	: C - Calendar
For Tax Period	: 12/31/2022
Date Filed	: 04/16/2023
Tax Type	: IT

[[BIR Main](#) | [eFPS Login](#) | [User Menu](#) | [Help](#)]




Reference No : 462300053393572
Date Filed : April 16, 2023 01:18 PM
Batch Number : 0





Republic of the Philippines
Department of Finance
Bureau of Internal Revenue

For BIR
Use Only: BCS/
Item:

BIR Form No. 1702-RT January 2018(ENCS) Page 1		Annual Income Tax Return For Corporation, Partnership and Other Non-Individual Taxpayer Subject Only to REGULAR Income Tax Rate <i>Enter all required information in CAPITAL LETTERS. Mark applicable boxes with an "X". Two Copies MUST be filed with the BIR and one held by the taxpayer.</i>		 1702-RT 01/18ENCS P1	
1 For <input checked="" type="radio"/> Calendar <input type="radio"/> Fiscal		3 Amended Return? <input type="radio"/> Yes <input checked="" type="radio"/> No		4 Short Period Return? <input type="radio"/> Yes <input checked="" type="radio"/> No	
2 Year Ended (MM/20YY) 12/2022		5 Alphanumeric Tax Code (ATC) IC055 Minimum Corporate Income Tax (MCIT) <input checked="" type="checkbox"/> IC010 <input checked="" type="checkbox"/> DOMESTIC CORPORATION IN GENERAL			
Part I - Background Information					
6 Taxpayer Identification Number (TIN) 003 - 978 - 254 - 000				7 RDO Code 080	
8 Registered Name (Enter only 1 letter per box using CAPITAL LETTERS) WATERFRONT PHILIPPINES INCORPORATED					
9A Registered Address (Indicate complete registered address) IPT BLDG.PRE-DEP AREA MCIAA MACTAN LAPULAPU CITY					
9B Zipcode 6015					
10 Date of Incorporation/Organization (MM/DD/YYYY)				09/23/1994	
11 Contact Number 3404888			12 Email Address p.maambong@waterfronthotels.net		
13 Method of Deductions <input checked="" type="radio"/> Itemized Deductions [Section 34 (A-J), NIRC] <input type="radio"/> Optional Standard Deduction (OSD) - 40% of Gross Income [Section 34(L), NIRC as amended by RA No. 9504]					
Part II - Total Tax Payable (Do NOT enter Centavos)					
14 Total Income Tax Due (Overpayment) (From Part IV Item 43)				579,969	
15 Less: Total Tax Credits/Payments (From Part IV Item 55)				1,470,981	
16 Net Tax Payable (Overpayment) (Item 14 Less Item 15) (From Part IV Item 56)				(891,012)	
Add Penalties					
17 Surcharge				0	
18 Interest				0	
19 Compromise				0	
20 Total Penalties (Sum of Items 17 to 19)				0	
21 TOTAL AMOUNT PAYABLE (Overpayment) (Sum of Item 16 and 20)				(891,012)	
If Overpayment, mark "X" one box only (Once the choice is made, the same is irrevocable) <input type="radio"/> To be refunded <input type="radio"/> To be issued a Tax Credit Certificate (TCC) <input type="radio"/> To be carried over as tax credit next year/quarter					
We declare under the penalties of perjury, that this annual return has been made in good faith, verified by us, and to the best of our knowledge and belief, is true and correct pursuant to the provisions of the National Internal Revenue Code, as amended, and the regulations issued under authority thereof. (If Authorized Representative, attach authorization letter and indicate TIN)					
Signature over printed name of President/Principal Officer/Authorized Representative KENNETH T GATCHALIA				Signature over printed name of Treasurer/Assistant Treasurer ELVIRA A TING	
Title of Signatory KENNETH T GATCHALIA		TIN 117922153		Title of Signatory ELVIRA A TING	
		TIN 117922153		22 Number of Attachments 4	
Part III - Details of Payment					
Particulars	Drawee Bank/Agency	Number	Date (MM/DD/YYYY)	Amount	
23 Cash/Bank Debit Memo				0	
24 Check				0	
25 Tax Debit Memo				0	
26 Others (Specify Below)					
				0	
Machine Validation/Revenue Official Receipts Details (if not filed with an Authorized Agent Bank)				Stamp of receiving Office/AAB and Date of Receipt (RO's Signature/Bank Teller's Initial)	

BIR Form No. 1702-RT January 2018(ENCS) Page 2	Annual Income Tax Return Corporation, Partnership and Other Non-Individual Taxpayer Subject Only to REGULAR Income Tax Rate	 1702-RT 01/18ENCS P2
Taxpayer Identification Number (TIN) 003 - 978 - 254 - 000		Registered Name WATERFRONT PHILIPPINES INCORPORATED
Part IV - Computation of Tax <i>(Do NOT enter Centavos)</i>		
27 Sales/Receipts/Revenues/Fees		9,806,544
28 Less: Sales Returns, Allowances and Discounts		0
29 Net Sales/Receipts/Revenues/Fees <i>(Item 27 Less Item 28)</i>		9,806,544
30 Less: Cost of Sales/Services		0
31 Gross Income from Operation <i>(Item 29 Less Item 30)</i>		9,806,544
32 Add: Other Taxable Income Not Subjected to Final Tax		57,975,103
33 Total Taxable Income <i>(Sum of Items 31 and 32)</i>		67,781,647
Less: Deductions Allowable under Existing Law		
34 Ordinary Allowable Itemized Deductions <i>(From Part VI Schedule I Item 18)</i>	160,064,773	
35 Special Allowable Itemized Deductions <i>(From Part VI Schedule II Item 5)</i>	0	
36 NOLCO <i>(only for those taxable under Sec. 27(A to C); Sec. 28(A)(1) & (A)(6)(b) of the tax Code) (From Part VI Schedule III Item 8)</i>	0	
37 Total Deductions <i>(Sum of Items 34 to 36)</i>	160,064,773	
OR <i>[in case taxable under Sec 27(A) & 28(A)(1)]</i>		
38 Optional Standard Deduction <i>(40% of Item 33)</i>	0	
39 Net Taxable Income/(Loss) <i>(If Itemized: Item 33 Less Item 37; If OSD: Item 33 Less Item 38)</i>		(92,283,126)
40 Applicable Income Tax Rate		25%
41 Income Tax Due other than Minimum Corporate Income Tax (MCIT) <i>(Item 39 x Item 40)</i>		0
42 MCIT Due <i>(2% of Item 33)</i>		579,969
43 Tax Due <i>(Normal Income Tax Due in Item 41 OR the MCIT Due in Item 42, whichever is higher) (To Part II Item 14)</i>		579,969
Less: Tax Credits/Payments <i>(attach proof)</i>		
44 Prior Year's Excess Credits Other Than MCIT		0
45 Income Tax Payment under MCIT from Previous Quarter/s		0
46 Income Tax Payment under Regular/Normal Rate from Previous Quarter/s		0
47 Excess MCIT Applied this Current Taxable Year <i>(From Part VI Schedule IV Item 4)</i>		0
48 Creditable Tax Withheld from Previous Quarter/s per BIR Form No. 2307		0
49 Creditable Tax Withheld per BIR Form No. 2307 for the 4th Quarter		1,470,981
50 Foreign Tax Credits, if applicable		0
51 Tax Paid in Return Previously Filed, if this is an Amended Return		0
52 Special Tax Credits <i>(To Part V Item 58)</i>		0
Other Credits/Payments <i>(Specify)</i>		
53		0
54		0
<input checked="" type="checkbox"/>		
55 Total Tax Credits/Payments <i>(Sum of Items 44 to 54) (To Part II Item 15)</i>		1,470,981
56 Net Tax Payable / (Overpayment) <i>(Item 43 Less Item 55) (To Part II Item 16)</i>		(891,012)
Part V - Tax Relief Availment		
57 Special Allowable Itemized Deductions <i>(Item 35 of Part IV x Applicable Income Tax Rate)</i>		0
58 Add: Special Tax Credits <i>(From Part IV Item 52)</i>		0
59 Total Tax Relief Availment <i>(Sum of Items 57 and 58)</i>		0

BIR Form No. 1702-RT January 2018(ENCS) Page 3	Annual Income Tax Return Corporation, Partnership and Other Non-Individual Taxpayer Subject Only to REGULAR Income Tax Rate	 1702-RT 01/18ENCS P3
Taxpayer Identification Number (TIN) 003 - 978 - 254 - 000		Registered Name WATERFRONT PHILIPPINES INCORPORATED
Schedule I - Ordinary Allowable Itemized Deductions <i>(Attach additional sheet/s, if necessary)</i>		
1 Amortizations	0	
2 Bad Debts	0	
3 Charitable Contributions	0	
4 Depletion	0	
5 Depreciation	0	
6 Entertainment, Amusement and Recreation	0	
7 Fringe Benefits	0	
8 Interest	143,484,935	
9 Losses	0	
10 Pension Trust	0	
11 Rental	0	
12 Research and Development	0	
13 Salaries, Wages and Allowances	7,038,038	
14 SSS, GSIS, Philhealth, HDMF and Other Contributions	0	
15 Taxes and Licenses	6,486,963	
16 Transportation and Travel	0	
17 Others (Deductions Subject to Withholding Tax and Other Expenses) <i>[Specify below; Add additional sheet(s), if necessary]</i>		
a Janitorial and Messengerial Services	0	
b Professional Fees	969,595	
c Security Services	0	
d COMMUNICATION, LIGHT AND WATER	15,434	
e MANAGEMENT CONSULTANCY FEE	540,000	
f MISCELLANEOUS	1,023,539	
g INSURANCE	64,757	
h OUTSIDE SERVICES	440,512	
i SUPPLIES	1,000	
<input checked="" type="checkbox"/>		
18 Total Ordinary Allowable Itemized Deductions <i>(Sum of Items 1 to 17i) (To Part IV Item 34)</i>		160,064,773
Schedule II - Special Allowable Itemized Deductions <i>(Attach additional sheet/s, if necessary)</i>		
Description	Legal Basis	Amount
1		0
2		0
3		0
4		0
<input checked="" type="checkbox"/>		
5 Total Special Allowable Itemized Deductions <i>(Sum of Items 1 to 4) (To Part IV Item 35)</i>		0

BIR Form No. 1702-RT January 2018(ENCS) Page 4	Annual Income Tax Return Corporation, Partnership and Other Non-Individual Taxpayer Subject Only to REGULAR Income Tax Rate	 1702-RT 01/18ENCS P4
Taxpayer Identification Number (TIN) 003 - 978 - 254 - 000		Registered Name WATERFRONT PHILIPPINES INCORPORATED

Schedule III - Computation of Net Operating Loss Carry Over (NOLCO)		
1 Gross Income (From Part IV Item 33)	67,781,647	
2 Less: Ordinary Allowable Itemized Deductions (From Part VI Schedule I Item 18)	160,064,773	
3 Net Operating Loss/(Item 1 Less Item 2) (To Schedule IIIA, Item 7A)	(92,283,126)	

Schedule IIIA - Computation of Available Net Operating Loss Carry Over (NOLCO) (DO NOT enter Centavos; 49 Centavos or Less drop down; 50 or more round up)		
Net Operating Loss		B) NOLCO Applied Previous Year
Year Incurred	A) Amount	
4 2022	92,283,126	0
5	0	0
6	0	0
7	0	0

Continuation of Schedule IIIA (Item numbers continue from table above)

C) NOLCO Expired	D) NOLCO Applied Current Year	E) Net Operating Loss (Unapplied) [E = A Less (B + C + D)]
4 0	0	92,283,126
5 0	0	0
6 0	0	0
7 0	0	0
8 Total NOLCO (Sum of Items 4D to 7D) (To Part IV, Item 36)	0	

Schedule IV - Computation of Minimum Corporate Income Tax (MCIT)			
Year	A) Normal Income Tax as adjusted	B) MCIT	C) Excess MCIT over Normal Income Tax
1	0	0	0
2	0	0	0
3	0	0	0

Continuation of Schedule IV (Item numbers continue from table above)

D) Excess MCIT Applied/Used in Previous Years	E) Expired Portion of Excess MCIT	F) Excess MCIT Applied this Current Taxable Year	G) Balance of Excess MCIT Allowable as Tax Credit for Succeeding Year/s [G = C Less (D + E + F)]
1 0	0	0	0
2 0	0	0	0
3 0	0	0	0
Total Excess MCIT Applied (Sum of Items 1F to 3F) (To Part IV Item 47)		0	

Schedule V - Reconciliation of Net Income per Books Against Taxable Income (attach additional sheet/s, if necessary)	
1 Net Income/(Loss) per books	(113,768,243)
Add: Non-deductible Expenses/Taxable Other Income	
2 INTEREST EXPENSE	20,638,440
3 OTHERS	868,514
<input checked="" type="checkbox"/>	
4 Total (Sum of Items 1 to 3)	(92,261,289)
Less: A) Non-Taxable Income and Income Subjected to Final Tax	
5 INTEREST INCOME	21,837
6	0
<input checked="" type="checkbox"/>	
B) Special Deductions	
7	0
8	0
<input checked="" type="checkbox"/>	
9 Total (Sum of Items 5 to 8)	21,837
10 Net Taxable Income/(Loss) (Item 4 Less Item 9)	(92,283,126)

REPUBLIC OF THE PHILIPPINES
DEPARTMENT OF FINANCE
BUREAU OF INTERNAL REVENUE

FILING REFERENCE NO.

TIN	: 003-978-254-000
Name	: WATERFRONT PHILIPPINES INCORPORATED
RDO	: 080
Form Type	: 1702
Reference No.	: 462300053696979
Amount Payable (Over Remittance)	: -715,058.00
Accounting Type	: C - Calendar
For Tax Period	: 12/31/2022
Date Filed	: 05/03/2023
Tax Type	: IT



[[BIR Main](#) | [eFPS Login](#) | [User Menu](#) | [Help](#)]





Republic of the Philippines
Department of Finance
Bureau of Internal Revenue

For BIR
Use Only: BCS/
Item:

BIR Form No. 1702-RT January 2018(ENCS) Page 1		Annual Income Tax Return For Corporation, Partnership and Other Non-Individual Taxpayer Subject Only to REGULAR Income Tax Rate <i>Enter all required information in CAPITAL LETTERS. Mark applicable boxes with an "X". Two Copies MUST be filed with the BIR and one held by the taxpayer.</i>		 1702-RT 01/18ENCS P1	
1 For <input checked="" type="radio"/> Calendar <input type="radio"/> Fiscal 2 Year Ended (MM/20YY) 12/2022		3 Amended Return? <input type="radio"/> Yes <input checked="" type="radio"/> No 4 Short Period Return? <input type="radio"/> Yes <input checked="" type="radio"/> No		5 Alphanumeric Tax Code (ATC) IC055 Minimum Corporate Income Tax (MCIT) <input checked="" type="checkbox"/> IC010 DOMESTIC CORPORATION IN GENERAL <input checked="" type="checkbox"/>	
Part I - Background Information					
6 Taxpayer Identification Number (TIN) 003 - 978 - 254 - 000				7 RDO Code 080	
8 Registered Name (Enter only 1 letter per box using CAPITAL LETTERS) WATERFRONT PHILIPPINES INCORPORATED					
9A Registered Address (Indicate complete registered address) IPT BLDG.PRE-DEP AREA MCIAA MACTAN LAPULAPU CITY					
9B Zipcode 6015					
10 Date of Incorporation/Organization (MM/DD/YYYY)				09/23/1994	
11 Contact Number 3404888			12 Email Address p.maambong@waterfronthotels.net		
13 Method of Deductions <input checked="" type="radio"/> Itemized Deductions [Section 34 (A-J), NIRC] <input type="radio"/> Optional Standard Deduction (OSD) - 40% of Gross Income [Section 34(L), NIRC as amended by RA No. 9504]					
Part II - Total Tax Payable (Do NOT enter Centavos)					
14 Total Income Tax Due (Overpayment) (From Part IV Item 43)				755,923	
15 Less: Total Tax Credits/Payments (From Part IV Item 55)				1,470,981	
16 Net Tax Payable (Overpayment) (Item 14 Less Item 15) (From Part IV Item 56)				(715,058)	
Add Penalties					
17 Surcharge				0	
18 Interest				0	
19 Compromise				0	
20 Total Penalties (Sum of Items 17 to 19)				0	
21 TOTAL AMOUNT PAYABLE (Overpayment) (Sum of Item 16 and 20)				(715,058)	
If Overpayment, mark "X" one box only (Once the choice is made, the same is irrevocable) <input type="radio"/> To be refunded <input type="radio"/> To be issued a Tax Credit Certificate (TCC) <input checked="" type="radio"/> To be carried over as tax credit next year/quarter					
We declare under the penalties of perjury, that this annual return has been made in good faith, verified by us, and to the best of our knowledge and belief, is true and correct pursuant to the provisions of the National Internal Revenue Code, as amended, and the regulations issued under authority thereof. (If Authorized Representative, attach authorization letter and indicate TIN)					
Signature over printed name of President/Principal Officer/Authorized Representative				Signature over printed name of Treasurer/Assistant Treasurer	
Title of Signatory		TIN		Title of Signatory	
				4	
Part III - Details of Payment					
Particulars	Drawee Bank/Agency	Number	Date (MM/DD/YYYY)	Amount	
23 Cash/Bank Debit Memo				0	
24 Check				0	
25 Tax Debit Memo				0	
26 Others (Specify Below)					
Machine Validation/Revenue Official Receipts Details (if not filed with an Authorized Agent Bank)				Stamp of receiving Office/AAB and Date of Receipt (RO's Signature/Bank Teller's Initial)	

BIR Form No. 1702-RT January 2018(ENCS) Page 2	Annual Income Tax Return Corporation, Partnership and Other Non-Individual Taxpayer Subject Only to REGULAR Income Tax Rate	 1702-RT 01/18ENCS P2
Taxpayer Identification Number (TIN) 003 - 978 - 254 - 000		Registered Name WATERFRONT PHILIPPINES INCORPORATED
Part IV - Computation of Tax <i>(Do NOT enter Centavos)</i>		
27 Sales/Receipts/Revenues/Fees		9,806,544
28 Less: Sales Returns, Allowances and Discounts		0
29 Net Sales/Receipts/Revenues/Fees <i>(Item 27 Less Item 28)</i>		9,806,544
30 Less: Cost of Sales/Services		0
31 Gross Income from Operation <i>(Item 29 Less Item 30)</i>		9,806,544
32 Add: Other Taxable Income Not Subjected to Final Tax		75,592,351
33 Total Taxable Income <i>(Sum of Items 31 and 32)</i>		85,398,895
Less: Deductions Allowable under Existing Law		
34 Ordinary Allowable Itemized Deductions <i>(From Part VI Schedule I Item 18)</i>	159,847,896	
35 Special Allowable Itemized Deductions <i>(From Part VI Schedule II Item 5)</i>	0	
36 NOLCO <i>(only for those taxable under Sec. 27(A to C); Sec. 28(A)(1) & (A)(6)(b) of the tax Code) (From Part VI Schedule III Item 8)</i>	0	
37 Total Deductions <i>(Sum of Items 34 to 36)</i>	159,847,896	
OR <i>[in case taxable under Sec 27(A) & 28(A)(1)]</i>		
38 Optional Standard Deduction <i>(40% of Item 33)</i>	0	
39 Net Taxable Income/(Loss) <i>(If Itemized: Item 33 Less Item 37; If OSD: Item 33 Less Item 38)</i>		(74,449,001)
40 Applicable Income Tax Rate		25%
41 Income Tax Due other than Minimum Corporate Income Tax (MCIT) <i>(Item 39 x Item 40)</i>		0
42 MCIT Due <i>(2% of Item 33)</i>		755,923
43 Tax Due <i>(Normal Income Tax Due in Item 41 OR the MCIT Due in Item 42, whichever is higher) (To Part II Item 14)</i>		755,923
Less: Tax Credits/Payments <i>(attach proof)</i>		
44 Prior Year's Excess Credits Other Than MCIT		0
45 Income Tax Payment under MCIT from Previous Quarter/s		0
46 Income Tax Payment under Regular/Normal Rate from Previous Quarter/s		0
47 Excess MCIT Applied this Current Taxable Year <i>(From Part VI Schedule IV Item 4)</i>		0
48 Creditable Tax Withheld from Previous Quarter/s per BIR Form No. 2307		0
49 Creditable Tax Withheld per BIR Form No. 2307 for the 4th Quarter		1,470,981
50 Foreign Tax Credits, if applicable		0
51 Tax Paid in Return Previously Filed, if this is an Amended Return		0
52 Special Tax Credits <i>(To Part V Item 58)</i>		0
Other Credits/Payments <i>(Specify)</i>		
53		0
54		0
		
55 Total Tax Credits/Payments <i>(Sum of Items 44 to 54) (To Part II Item 15)</i>		1,470,981
56 Net Tax Payable / (Overpayment) <i>(Item 43 Less Item 55) (To Part II Item 16)</i>		(715,058)
Part V - Tax Relief Availment		
57 Special Allowable Itemized Deductions <i>(Item 35 of Part IV x Applicable Income Tax Rate)</i>		0
58 Add: Special Tax Credits <i>(From Part IV Item 52)</i>		0
59 Total Tax Relief Availment <i>(Sum of Items 57 and 58)</i>		0

BIR Form No. 1702-RT January 2018(ENCS) Page 3	Annual Income Tax Return Corporation, Partnership and Other Non-Individual Taxpayer Subject Only to REGULAR Income Tax Rate	 1702-RT 01/18ENCS P3
Taxpayer Identification Number (TIN) 003 - 978 - 254 - 000		Registered Name WATERFRONT PHILIPPINES INCORPORATED
Schedule I - Ordinary Allowable Itemized Deductions <i>(Attach additional sheet/s, if necessary)</i>		
1 Amortizations	0	
2 Bad Debts	0	
3 Charitable Contributions	0	
4 Depletion	0	
5 Depreciation	0	
6 Entertainment, Amusement and Recreation	0	
7 Fringe Benefits	0	
8 Interest	143,268,058	
9 Losses	0	
10 Pension Trust	0	
11 Rental	0	
12 Research and Development	0	
13 Salaries, Wages and Allowances	7,038,038	
14 SSS, GSIS, Philhealth, HDMF and Other Contributions	0	
15 Taxes and Licenses	6,486,963	
16 Transportation and Travel	0	
17 Others (Deductions Subject to Withholding Tax and Other Expenses) <i>[Specify below; Add additional sheet(s), if necessary]</i>		
a Janitorial and Messengerial Services	0	
b Professional Fees	969,595	
c Security Services	0	
d COMMUNICATION, LIGHT AND WATER	15,434	
e MANAGEMENT CONSULTANCY FEE	540,000	
f MISCELLANEOUS	1,023,539	
g INSURANCE	64,757	
h OUTSIDE SERVICES	440,512	
i SUPPLIES	1,000	
<input checked="" type="checkbox"/>		
18 Total Ordinary Allowable Itemized Deductions <i>(Sum of Items 1 to 17i) (To Part IV Item 34)</i>		159,847,896
Schedule II - Special Allowable Itemized Deductions <i>(Attach additional sheet/s, if necessary)</i>		
Description	Legal Basis	Amount
1		0
2		0
3		0
4		0
<input checked="" type="checkbox"/>		
5 Total Special Allowable Itemized Deductions <i>(Sum of Items 1 to 4) (To Part IV Item 35)</i>		0

BIR Form No. 1702-RT January 2018(ENCS) Page 4	Annual Income Tax Return Corporation, Partnership and Other Non-Individual Taxpayer Subject Only to REGULAR Income Tax Rate	 1702-RT 01/18ENCS P4
Taxpayer Identification Number (TIN) 003 - 978 - 254 - 000		Registered Name WATERFRONT PHILIPPINES INCORPORATED

Schedule III - Computation of Net Operating Loss Carry Over (NOLCO)	
1 Gross Income (From Part IV Item 33)	85,398,895
2 Less: Ordinary Allowable Itemized Deductions (From Part VI Schedule I Item 18)	159,847,896
3 Net Operating Loss (Item 1 Less Item 2) (To Schedule IIIA, Item 7A)	(74,449,001)

Schedule IIIA - Computation of Available Net Operating Loss Carry Over (NOLCO) (DO NOT enter Centavos; 49 Centavos or Less drop down; 50 or more round up)		
Net Operating Loss		B) NOLCO Applied Previous Year
Year Incurred	A) Amount	
4 2022	74,449,001	0
5	0	0
6	0	0
7	0	0

Continuation of Schedule IIIA (Item numbers continue from table above)

C) NOLCO Expired	D) NOLCO Applied Current Year	E) Net Operating Loss (Unapplied) [E = A Less (B + C + D)]
4 0	0	74,449,001
5 0	0	0
6 0	0	0
7 0	0	0
8 Total NOLCO (Sum of Items 4D to 7D) (To Part IV, Item 36)	0	

Schedule IV - Computation of Minimum Corporate Income Tax (MCIT)			
Year	A) Normal Income Tax as adjusted	B) MCIT	C) Excess MCIT over Normal Income Tax
1	0	0	0
2	0	0	0
3	0	0	0

Continuation of Schedule IV (Item numbers continue from table above)

D) Excess MCIT Applied/Used in Previous Years	E) Expired Portion of Excess MCIT	F) Excess MCIT Applied this Current Taxable Year	G) Balance of Excess MCIT Allowable as Tax Credit for Succeeding Year/s [G = C Less (D + E + F)]
1 0	0	0	0
2 0	0	0	0
3 0	0	0	0
Total Excess MCIT Applied (Sum of Items 1F to 3F) (To Part IV Item 47)		0	

Schedule V - Reconciliation of Net Income per Books Against Taxable Income (attach additional sheet/s, if necessary)	
1 Net Income/(Loss) per books	(95,934,118)
Add: Non-deductible Expenses/Taxable Other Income	
2 INTEREST EXPENSE	20,638,440
3 OTHERS	868,514
4 Total (Sum of Items 1 to 3)	
	(74,427,164)
Less: A) Non-Taxable Income and Income Subjected to Final Tax	
5 INTEREST INCOME	21,837
6	0
B) Special Deductions	
7	0
8	0
9 Total (Sum of Items 5 to 8)	
	21,837
10 Net Taxable Income/(Loss) (Item 4 Less Item 9)	(74,449,001)



File Upload



All files successfully uploaded

Transaction Code:
AFS-0-2T4X1WYQ085KJ9L5DP2ZX4YQ40AFC7HAC

Submission Date/Time:
May 02, 2023 11:16 PM

 [Back To Upload](#)



WPI EAFS <wpieafs20@gmail.com>

Your BIR AFS eSubmission uploads were received

1 message

eaafs@bir.gov.ph <eaafs@bir.gov.ph>

Tue, May 2, 2023 at 11:16 PM

To: WPiEAFS20@gmail.com

Cc: WPiEAFS20@gmail.com

Hi WATERFRONT PHILIPPINES, INC.,

Valid files

- EAFS003978254RPTTY122022.pdf
- EAFS003978254ITRTY122022.pdf
- EAFS003978254AFSTY122022.pdf

Invalid file

- <None>

Transaction Code: **AFS-0-2T4X1WYQ085KJ9L5DP2ZX4YQ40AFC7HAC**Submission Date/Time: **May 02, 2023 11:16 PM**Company TIN: **003-978-254**

Please be reminded that you accepted the terms and conditions for the use of this portal and expressly agree, warrant and certify that:

- The submitted forms, documents and attachments are complete, truthful and correct based on the personal knowledge and the same are from authentic records;
- The submission is without prejudice to the right of the BIR to require additional document, if any, for completion and verification purposes;
- The hard copies of the documents submitted through this facility shall be submitted when required by the BIR in the event of audit/investigation and/or for any other legal purpose.

This is a system-generated e-mail. Please do not reply.

=====
DISCLAIMER
=====

This email and its attachments may be confidential and are intended solely for the use of the individual or entity to whom it is addressed.

If you are not the intended recipient of this email and its attachments, you must take no action based upon them, nor must you disseminate, distribute or copy this e-mail. Please contact the sender immediately if you believe you have received this email in error.

E-mail transmission cannot be guaranteed to be secure or error-free. The recipient should check this email and any attachments for the presence of viruses. The Bureau of Internal Revenue does not accept liability for any errors or omissions in the contents of this message which arise as a result of e-mail transmission.

Annex A: Reporting Template

(For additional guidance on how to answer the Topics, organizations may refer to Annex B: Topic Guide)

Contextual Information

Company Details	
Name of Organization	WATERFRONT PHILIPPINES, INC.
Location of Headquarters	Cebu City, Philippines
Location of Operations	Outlined in page 11 to 16 of this report
Report Boundary: Legal entities (e.g. subsidiaries) included in this report*	Outlined in Item 2. Properties from page 19 to 20
Business Model, including Primary Activities, Brands, Products, and Services	WPI is a holding company for hotel, leisure and tourism businesses.
Reporting Period	For the year ended December 31, 2022
Highest Ranking Person responsible for this report	COMPLIANCE OFFICER - MR. RICHARD RICARDO

**If you are a holding company, you could have an option whether to report on the holding company only or include the subsidiaries. However, please consider the principle of materiality when defining your report boundary.*

Materiality Process

Explain how you applied the materiality principle (or the materiality process) in identifying your material topics. ¹
<p>WPI has set out in its initial submission of this Sustainability Report to provide information identified as material topics based on its relevance to the operations of the Corporation and the Hotels on the basis of the Sustainability Accounting Standards Board (SASB) Materiality Map, specifically, for the Hotels & Lodging industry. The SASB Materiality Map is referenced in the SEC Memorandum Circular No. 4, Series of 2009 on the Sustainability Reporting Guidelines for Publicly-Listed Companies.</p> <p>Per assessment, the Corporation identifies the following issues as most likely to affect the economic, environmental and social impacts of the Corporation:</p> <ol style="list-style-type: none">1. Environmental - Energy Management, Waste and Wastewater Management2. Social - Labour Practices, Product and/or Service Quality and Safety3. Economic - Supply Chain Management

¹ See [GRI 102-46](#) (2016) for more guidance.

(For additional guidance on how to answer the Topics, organizations may refer to Annex B: Topic Guide)

Contextual Information

Company Details	
Name of Organization	WATERFRONT PHILIPPINES, INC.
Location of Headquarters	Cebu City, Philippines
Location of Operations	Outlined in page 11 to 16 of this report
Report Boundary: Legal entities (e.g. subsidiaries) included in this report*	Outlined in Item 2. Properties from page 19 to 20
Business Model, including Primary Activities, Brands, Products, and Services	WPI is a holding company for hotel, leisure and tourism businesses.
Reporting Period	For the year ended December 31, 2022
Highest Ranking Person responsible for this report	COMPLIANCE OFFICER - MR. RICHARD RICARDO

**If you are a holding company, you could have an option whether to report on the holding company only or include the subsidiaries. However, please consider the principle of materiality when defining your report boundary.*

Materiality Process

Explain how you applied the materiality principle (or the materiality process) in identifying your material topics. ¹
<p>WPI has set out in its initial submission of this Sustainability Report to provide information identified as material topics based on its relevance to the operations of the Corporation and the Hotels on the basis of the Sustainability Accounting Standards Board (SASB) Materiality Map, specifically, for the Hotels & Lodging industry. The SASB Materiality Map is referenced in the SEC Memorandum Circular No. 4, Series of 2009 on the Sustainability Reporting Guidelines for Publicly-Listed Companies.</p> <p>Per assessment, the Corporation identifies the following issues as most likely to affect the economic, environmental and social impacts of the Corporation:</p> <ol style="list-style-type: none">1. Environmental - Energy Management, Waste and Wastewater Management2. Social - Labour Practices, Product and/or Service Quality and Safety3. Economic - Supply Chain Management

¹ See [GRI 102-46](#) (2016) for more guidance.

ECONOMIC

Economic Performance

Direct Economic Value Generated and Distributed

Disclosure	Amount	Units
Direct economic value generated (revenue)	1,486,441,049	PhP
Direct economic value distributed:		
a. Operating costs	993,377,085	PhP
b. Employee wages and benefits	153,542,582	PhP
c. Payments to suppliers, other operating costs		PhP
d. Dividends given to stockholders and interest payments to loan providers		PhP
e. Taxes given to government	56,596,799	PhP
f. Investments to community (e.g. donations, CSR)		PhP

What is the impact and where does it occur? What is the organization's involvement in the impact?	Which stakeholders are affected?	Management Approach
The impact is seen in the creation of job opportunities for individuals who would like to pursue a career in the hotel and food & beverage industry.	Employees, Local Community	The hotel regularly monitors the manpower needed as new events and new clients are booked and signed. The hotel then hires employees based on the requirement of the properties involved.
What are the Risk/s Identified?	Which stakeholders are affected?	Management Approach
Despite the growing population of jobseekers, some are not equipped to readily undertake delivering services to the clientele of the Company.	Employees	The Company coordinates with various avenues including schools, online job websites like LinkedIn and accredited head-hunters in finding people suitable for the tasks. Once hired, the Company also provides in-house training for skills specific to the standards observed by the hotels in the group.
What are the Opportunity/ies Identified?	Which stakeholders are affected?	Management Approach
There is an opportunity to provide holistic improvement to the employees, thereby promoting efficiency and effectivity at work	Employees	The Group's Human Resource Department continually provides trainings for its employees including trainings for skills, language improvement, handling of stress, etc.

Climate-related risks and opportunities²

This year, the Group cannot provide relevantly sufficient information to evaluate in full any climate-related risks and opportunities. The Group is currently in the process of crafting certain metrics to assess the risks as well as the opportunities at this stage.

Governance	Strategy	Risk Management	Metrics and Targets
Disclose the organization's governance around climate-related risks and opportunities	Disclose the actual and potential impacts ³ of climate-related risks and opportunities on the organization's businesses, strategy, and financial planning where such information is material	Disclose how the organization identifies, assesses, and manages climate-related risks	Disclose the metrics and targets used to assess and manage relevant climate-related risks and opportunities where such information is material
Recommended Disclosures			
a) Describe the board's oversight of climate-related risks and opportunities	a) Describe the climate-related risks and opportunities the organization has identified over the short, medium and long term	a) Describe the organization's processes for identifying and assessing climate-related risks	a) Disclose the metrics used by the organization to assess climate-related risks and opportunities in line with its strategy and risk management process
b) Describe management's role in assessing and managing climate-related risks and opportunities	b) Describe the impact of climate-related risks and opportunities on the organization's businesses, strategy and financial planning.	b) Describe the organization's processes for managing climate-related risks	b) Describe the targets used by the organization to manage climate-related risks and opportunities and performance against targets
	c) Describe the resilience of the organization's strategy, taking into consideration different climate-related scenarios including a 2°C or lower scenario	c) Describe how processes for identifying, assessing, and managing climate-related risks are integrated into the organization's overall risk management	

² Adopted from the Recommendations of the Task Force on Climate-Related Financial Disclosures. The TCFD Recommendations apply to non-financial companies and financial-sector organizations, including banks, insurance companies, asset managers and asset owners.

³ For this disclosure, impact refers to the impact of climate-related issues on the company.

Procurement Practices

Proportion of spending on local suppliers

Disclosure	Quantity	Units
Percentage of procurement budget used for significant locations of operations that is spent on local suppliers	96	%

What is the impact and where does it occur? What is the organization's involvement in the impact?	Which stakeholders are affected?	Management Approach
Majority of the suppliers in the Group's supply chain are local establishments. This allows the Group to take advantage of delivery cost savings, shorter delivery time and generally, higher quality of goods.	Local Industry Suppliers	The Procurement Departments of the various hotels under the Group are observing the practice of preferring local suppliers.
What are the Risk/s Identified?	Which stakeholders are affected?	Management Approach
Some of the goods and services needed by the Group might not be readily available	Guests	The Group follows an inventory monitoring procedures that take into account the delivery lead time per item per supplier
What are the Opportunity/ies Identified?	Which stakeholders are affected?	Management Approach
There is an opportunity to improve the local supply chain as well as subscribe to locally-sustainable, readily available products that are sold at an affordable price range.	Suppliers, Government	The Group chooses three suppliers where the needed items will be sourced from regularly. One of the factors considered is the proximity of the supplier to the location of the hotel.

Anti-corruption

Training on Anti-corruption Policies and Procedures

Disclosure	Quantity	Units
Percentage of employees to whom the organization's anti-corruption policies and procedures have been communicated to	100	%
Percentage of business partners to whom the organization's anti-corruption policies and procedures have been communicated to	100	%
Percentage of directors and management that have received anti-corruption training	100	%
Percentage of employees that have received anti-corruption training	100	%

What is the impact and where does it occur? What is the organization's involvement in the impact?	Which stakeholders are affected?	Management Approach
N/A		
What are the Risk/s Identified?	Which stakeholders are affected?	Management Approach
N/A		
What are the Opportunity/ies Identified?	Which stakeholders are affected?	Management Approach
N/A		

Incidents of Corruption

Disclosure	Quantity	Units
Number of incidents in which directors were removed or disciplined for corruption	NIL	#
Number of incidents in which employees were dismissed or disciplined for corruption	NIL	#
Number of incidents when contracts with business partners were terminated due to incidents of corruption	NIL	#

What is the impact and where does it occur? What is the organization's involvement in the impact?	Which stakeholders are affected?	Management Approach
N/A		
What are the Risk/s Identified?	Which stakeholders are affected?	Management Approach
N/A		
What are the Opportunity/ies Identified?	Which stakeholders are affected?	Management Approach
N/A		

ENVIRONMENT

Resource Management

Energy consumption within the organization:

Disclosure	Quantity	Units
Energy consumption (renewable sources)	N/A	GJ
Energy consumption (gasoline)	N/A	L
Energy consumption (LPG)	114,800.46	Kg
Energy consumption (diesel)	315,308	L
Energy consumption (electricity)	10,603,656	kWh

Reduction of energy consumption

Disclosure	Quantity	Units
Energy reduction (gasoline)	N/A	GJ
Energy reduction (LPG)	N/A	GJ
Energy reduction (diesel)	N/A	GJ
Energy reduction (electricity)	N/A	kWh
Energy reduction (gasoline)	N/A	GJ

What is the impact and where does it occur? What is the organization's involvement in the impact?	Which stakeholders are affected?	Management Approach
N/A		
What are the Risk/s Identified?	Which stakeholders are affected?	Management Approach
N/A		
What are the Opportunity/ies Identified?	Which stakeholders are affected?	Management Approach
N/A		

Water consumption within the organization

Disclosure	Quantity	Units
Water withdrawal		Cubic meters
Water consumption	328,500.00	Cubic meters
Water recycled and reused	219,000.00	Cubic meters

What is the impact and where does it occur? What is the organization's involvement in the impact?	Which stakeholders are affected?	Management Approach
N/A		
What are the Risk/s Identified?	Which stakeholders are affected?	Management Approach
N/A		
What are the Opportunity/ies Identified?	Which stakeholders are affected?	Management Approach
N/A		

Materials used by the organization

The group currently does not have sufficient information to assess risks and opportunities under this category.

Disclosure	Quantity	Units
Materials used by weight or volume		
• renewable		kg/liters
• non-renewable		kg/liters
Percentage of recycled input materials used to manufacture the organization's primary products and services		%

What is the impact and where does it occur? What is the organization's involvement in the impact?	Which stakeholders are affected?	Management Approach
N/A		

What are the Risk/s Identified?	Which stakeholders are affected?	Management Approach
N/A		
What are the Opportunity/ies Identified?	Which stakeholders are affected?	Management Approach
N/A		

Ecosystems and biodiversity (whether in upland/watershed or coastal/marine)

The group currently does not have sufficient information to assess risks and opportunities under this category.

Disclosure	Quantity	Units
Operational sites owned, leased, managed in, or adjacent to, protected areas and areas of high biodiversity value outside protected areas	-	
Habitats protected or restored	-	
IUCN ⁴ Red List species and national conservation list species with habitats in areas affected by operations	-	

What is the impact and where does it occur? What is the organization's involvement in the impact?	Which stakeholders are affected?	Management Approach
N/A		
What are the Risk/s Identified?	Which stakeholders are affected?	Management Approach
N/A		
What are the Opportunity/ies Identified?	Which stakeholders are affected?	Management Approach
N/A		

⁴ International Union for Conservation of Nature

Environmental impact management

The group currently does not have sufficient information to assess risks and opportunities under this category.

Air Emissions

GHG

Disclosure	Quantity	Units
Direct (Scope 1) GHG Emissions	-	Tonnes CO ₂ e
Energy indirect (Scope 2) GHG Emissions	-	Tonnes CO ₂ e
Emissions of ozone-depleting substances (ODS)	-	Tonnes

What is the impact and where does it occur? What is the organization's involvement in the impact?	Which stakeholders are affected?	Management Approach
N/A		
What are the Risk/s Identified?	Which stakeholders are affected?	Management Approach
N/A		
What are the Opportunity/ies Identified?	Which stakeholders are affected?	Management Approach
N/A		

Air pollutants

The group currently does not have sufficient information to assess risks and opportunities under this category.

Disclosure	Quantity	Units
NO _x	-	kg
SO _x	-	kg
Persistent organic pollutants (POPs)	-	kg
Volatile organic compounds (VOCs)	-	kg
Hazardous air pollutants (HAPs)	-	kg
Particulate matter (PM)	-	kg

What is the impact and where does it occur? What is the	Which stakeholders are	Management Approach
---	------------------------	---------------------

organization's involvement in the impact?	affected?	
N/A		
What are the Risk/s Identified?	Which stakeholders are affected?	Management Approach
N/A		
What are the Opportunity/ies Identified?	Which stakeholders are affected?	Management Approach
N/A		

Solid and Hazardous Wastes

The group currently does not have sufficient information to assess risks and opportunities under this category.

Solid Waste

Disclosure	Quantity	Units
Total solid waste generated		kg
Reusable		kg
Recyclable	9,391.5	kg
Composted		kg
Incinerated		kg
Residuals/Landfilled	887,665.16	kg

What is the impact and where does it occur? What is the organization's involvement in the impact?	Which stakeholders are affected?	Management Approach
N/A		
What are the Risk/s Identified?	Which stakeholders are affected?	Management Approach
N/A		
What are the Opportunity/ies Identified?	Which stakeholders are affected?	Management Approach
N/A		

Hazardous Waste

Disclosure	Quantity	Units
Total weight of hazardous waste generated	20,000.00	kg
Total weight of hazardous waste transported	15,000.00	kg

What is the impact and where does it occur? What is the organization's involvement in the impact?	Which stakeholders are affected?	Management Approach
N/A		
What are the Risk/s Identified?	Which stakeholders are affected?	Management Approach
N/A		
What are the Opportunity/ies Identified?	Which stakeholders are affected?	Management Approach
N/A		

Effluents

The group currently does not have sufficient information to assess risks and opportunities under this category

Disclosure	Quantity	Units
Total volume of water discharges	219,000	Cubic meters
Percent of wastewater recycled	100	%

What is the impact and where does it occur? What is the organization's involvement in the impact?	Which stakeholders are affected?	Management Approach
N/A		
What are the Risk/s Identified?	Which stakeholders are affected?	Management Approach
N/A		
What are the Opportunity/ies Identified?	Which stakeholders are affected?	Management Approach
N/A		

Environmental compliance

The group currently does not have sufficient information to assess risks and opportunities under this category.

Non-compliance with Environmental Laws and Regulations

Disclosure	Quantity	Units
Total amount of monetary fines for non-compliance with environmental laws and/or regulations	-	PhP
No. of non-monetary sanctions for non-compliance with environmental laws and/or regulations	-	#
No. of cases resolved through dispute resolution mechanism	-	#

What is the impact and where does it occur? What is the organization's involvement in the impact?	Which stakeholders are affected?	Management Approach
N/A		
What are the Risk/s Identified?	Which stakeholders are affected?	Management Approach
N/A		
What are the Opportunity/ies Identified?	Which stakeholders are affected?	Management Approach
N/A		

SOCIAL

Employee Management

Employee Hiring and Benefits

Employee data

Disclosure	Quantity	Units
Total number of employees ⁵	378	#
a. Number of female employees	152	#
b. Number of male employees	226	#
Attrition rate ⁶	27.67%	rate
Ratio of lowest paid employee against minimum wage	1.07	ratio

Employee benefits

List of Benefits	Y/N	% of female employees who availed for the year	% of male employees who availed for the year
SSS	Y	27%	30%
PhilHealth	Y	23%	23%
Pag-ibig	Y	25%	25%
Parental leaves	Y	9%	11%
Vacation leaves	Y	94%	105%
Sick leaves	Y	94%	105%
Medical benefits (aside from PhilHealth))	Y	106%	109%
Housing assistance (aside from Pag-ibig)	N	0%	0%
Retirement fund (aside from SSS)	Y	6%	6%
Further education support	N	0%	0%
Company stock options	N	0%	0%
Telecommuting	N	0%	0%
Flexible-working Hours	N	0%	0%
(Others)	N	0%	0%

⁵ Employees are individuals who are in an employment relationship with the organization, according to national law or its application ([GRI Standards 2016 Glossary](#))

⁶ Attrition are = (no. of new hires – no. of turnover)/(average of total no. of employees of previous year and total no. of employees of current year)

What is the impact and where does it occur? What is the organization's involvement in the impact?	Management Approach
The availability of these benefits for the employees provide them with a sense of security for when additional funds are needed in cases of sickness, etc. The benefits being provided by the company to the employees provide them also with fulfilment in the tasks that they do.	The Group follows a comprehensive Employee Handbook which outlines, enumerates and explains the benefits being provided for by the company to its employees. Said handbook also provides for the limitations and guidelines for the availment of these benefits as well.
What are the Risk/s Identified?	Management Approach
If the benefits are not sufficient, the employees can become dissatisfied and subsequently, unproductive.	Management has given employees with a vast number of benefits and privileges that they can avail of.
What are the Opportunity/ies Identified?	Management Approach
The minimal cost of the benefits causing employees to be more productive and motivated.	Continuous learning through trainings is being offered by Management.

Employee Training and Development

What is the impact and where does it occur? What is the organization's involvement in the impact?	Management Approach
This improves the overall competence of the employees including the skills necessary for their jobs as well as improvement of their knowledge pertaining to the hotel and leisure industry.	Each supervisor appraises the employee twice a year and identifies which trainings the employee needs to do his/her job well.
What are the Risk/s Identified?	Management Approach
Because of limited funding, not everyone could get external training.	Management exercises an echo training program wherein employees sent on outside trainings will be tasked to echo what they've learned from their trainings through mini-learning sessions with their peers.
What are the Opportunity/ies Identified?	Management Approach
Continuous and sustained trainings will ensure quality of work.	Each department are evaluated every period for the number of training hours that the department has undertaken.

Labor-Management Relations

Of the entire group, only one subsidiary, Davao Insular Hotel Corporation, have an existing Collective Bargaining Agreement with its employees.

Disclosure	Quantity	Units
% of employees covered with Collective Bargaining Agreements	10%	%
Number of consultations conducted with employees concerning employee-related policies	N/A	#

What is the impact and where does it occur? What is the organization's involvement in the impact?	Management Approach
N/A	
What are the Risk/s Identified?	Management Approach
N/A	
What are the Opportunity/ies Identified?	Management Approach
N/A	

Diversity and Equal Opportunity

The group currently does not have an adequate number of employees from the vulnerable sector to make an assessment of impacts, risks and opportunities under this category.

Disclosure	Quantity	Units
% of female workers in the workforce	40%	%
% of male workers in the workforce	60%	%
Number of employees from indigenous communities and/or vulnerable sector*	N/A	#

**Vulnerable sector includes, elderly, persons with disabilities, vulnerable women, refugees, migrants, internally displaced persons, people living with HIV and other diseases, solo parents, and the poor or the base of the pyramid (BOP; Class D and E).*

What is the impact and where does it occur? What is the organization's involvement in the impact?	Management Approach
N/A	
What are the Risk/s Identified?	Management Approach
N/A	
What are the Opportunity/ies Identified?	Management Approach
N/A	

Workplace Conditions, Labor Standards, and Human Rights

Occupational Health and Safety

Disclosure	Quantity	Units
Safe Man-Hours	849,696.00	Man-hours
No. of work-related injuries	N/A	#
No. of work-related fatalities	N/A	#
No. of work related ill-health	0	#
No. of safety drills	11	#

What is the impact and where does it occur? What is the organization's involvement in the impact?	Management Approach
The impact lies in the overall safety of the employees when they are performing their tasks.	Management provides for policies that ensure that the workplace is a safe environment for its employees.
What are the Risk/s Identified?	Management Approach
Violations of the existing standard workplace conditions will result into penalties levied by the Department of Labour and Employment.	Each of the hotel properties have an established safety and security committee that ensures compliance with the standards set by the respective regulatory agencies.
What are the Opportunity/ies Identified?	Management Approach
To improve on the safety and security measures.	Regular evaluation of safety procedures including drills and trainings.

Labor Laws and Human Rights

Disclosure	Quantity	Units
No. of legal actions or employee grievances involving forced or child labor	0	#

Do you have policies that explicitly disallows violations of labor laws and human rights (e.g. harassment, bullying) in the workplace?

Topic	Y/N	If Yes, cite reference in the company policy
Forced labor	Y	
Child labor	Y	Policy on allowable age for hiring
Human Rights	Y	Policy on Anti Sexual Harassment

What is the impact and where does it occur? What is the organization's involvement in the impact?	Management Approach
This directly impacts the welfare of the employees. The organization can provide safety nets to ensure that employees are protected.	The Employee Company Policy set in the Employee Handbook provides in detail what are the rights of the employees whilst employed by the organization.

What are the Risk/s Identified?	Management Approach
Possibility of aired grievances and lawsuits	Management provides for a process to ensure that rights of employees are protected.
What are the Opportunity/ies Identified?	Management Approach
If the policies are religiously followed, a harmonious work environment can be achieved.	Consultation with legal counsel is always done before performing any activities that will affect employee welfare.

Supply Chain Management

Do you have a supplier accreditation policy? If yes, please attach the policy or link to the policy:

I. POLICY

It is the policy of the Waterfront Hotels & Casinos to ensure that the Standard Operating Procedure (*SOP*) on accrediting suppliers is strictly observed.

II. OBJECTIVE

1. To provide guidelines and standard procedures in accrediting suppliers in order to:
 1. Ensure that the three Hotel Properties have one and the same accredited suppliers for all standard hotel amenities;
 2. Ensure good buy/price of supplies through volume purchases of the three properties from the accredited suppliers; and,
 3. Ensure good supply, quantity and quality-wise of goods and services.

III. CONCEPT

Hotel properties maintain the same standards and qualities of amenities and services. Suppliers must be accredited by the hotel to uphold the criterion being implemented.

IV. RESPONSIBILITY

- For Purchasing Head:
 1. Informs the accredited suppliers that the three (3) hotel properties are independent from each other.
- For Concerned employees:
 1. Ensure the full compliance to these policies and maintain good business relationships with suppliers with the end objective of benefit for the company.
- For Department End Users:
 1. Gives feedback to the department regarding the performance of suppliers. Performance of suppliers would mean quality of product or service, promptness of delivery, etc.

V. GUIDELINES AND PROCEDURES

- All suppliers of the company undergo an accreditation process before any transaction is made with said supplier.
 1. The supplier must submit a duly accomplished Supplier's Information Sheet (*refer to Forms Manual*) together with other supporting documents required prior to accreditation.
 2. The supporting documents are any of the following:
 - For Partnerships and Corporations:
 1. Securities and Exchange Commission Certificate of registration;
 2. Articles of Incorporation;
 3. List of Trade references; and
 4. Audited Financial Statements for the last three years
 - For Single Proprietorship
 1. Department of Trade and Industry Registration of Trade Name;
 2. Local Government (Mayor's) Permit;
 3. List of trade references; and
 4. Audited Financial Statements for the last three years
- The Head of Purchasing Department of each property reviews and evaluates initially all suppliers' information using the following criteria among others.
 1. Quality of the product/items/services;
 2. Track record of the supplier. Standing of the supplier/contractor in the industry that they belong to;
 3. Price of the product/goods and/or services;
 4. Adequacy of supply;
 5. Reliability in delivery;
 6. Premium or other additional services to be offered;
 7. After sales services;
 8. Credit terms being extended;
- After reviewing and evaluating the supplier's information, make and give recommendations to the Finance Department Head for approval.
- The Purchasing Department of each property must keep a master file of all Suppliers' Information Sheet and an updated price listing of products/services being offered.
- The Purchasing Department submits to the Finance Department Head, Hotel Manager and the EVP-Hotel Operations a monthly profile of all accredited suppliers with the corresponding credit terms being extended to the company.
- Three (3) accredited suppliers of similar products are maintained to avoid loss of supplies in case one supplier's products are out of stock or unavailable.
- The Finance Department Head takes control on accrediting suppliers.
 1. The Finance Department Head is the only officer of the company who has the authority to re-

voke the accreditation and blacklisting of a supplier. Department or unit heads with problems and/or difficulties with suppliers must course their written complaints to the Purchasing Head.

- The Purchasing Head investigates and evaluates the complaint within twenty four (24) hours from receipt of the written complaint.
- Purchasing Head evaluates the complaints and recommends to the Finance Department Head for proper disposition.

Do you consider the following sustainability topics when accrediting suppliers?

Topic	Y/N	If Yes, cite reference in the supplier policy
Environmental performance	N	
Forced labor	N	
Child labor	N	
Human rights	N	
Bribery and corruption	N	

What is the impact and where does it occur? What is the organization's involvement in the impact?	Management Approach
During the reporting period, the relevant sustainability topics mentioned above are not taken into consideration when accrediting suppliers.	
What are the Risk/s Identified?	Management Approach
N/A	
What are the Opportunity/ies Identified?	Management Approach
N/A	

Relationship with Community

Significant Impacts on Local Communities

The group currently does not have an adequate number of employees from the vulnerable sector to make an assessment of impacts, risks and opportunities under this category.

Operations with significant (positive or negative) impacts on local communities (exclude CSR projects; this has to be business operations)	Location	Vulnerable groups (if applicable)*	Does the particular operation have impacts on indigenous people (Y/N)?	Collective or individual rights that have been identified that or particular concern for the community	Mitigating measures (if negative) or enhancement measures (if positive)

1. TOURISM	CEBU CITY	N/A	NO	N/A	
2. TOURISM	CITY OF MANILA	N/A	NO	N/A	
3. TOURISM	DAVAO CITY	N/A	NO	N/A	
4. TOURISM	LAPU-LAPU CITY	N/A	NO	N/A	

**Vulnerable sector includes children and youth, elderly, persons with disabilities, vulnerable women, refugees, migrants, internally displaced persons, people living with HIV and other diseases, solo parents, and the poor or the base of the pyramid (BOP; Class D and E)*

For operations that are affecting IPs, indicate the total number of Free and Prior Informed Consent (FPIC) undergoing consultations and Certification Preconditions (CPs) secured and still operational and provide a copy or link to the certificates if available: _____

Certificates	Quantity	Units
FPIC process is still undergoing	-	#
CP secured	-	#

What are the Risk/s Identified?	Management Approach
N/A	
What are the Opportunity/ies Identified?	Management Approach
N/A	

Customer Management

Customer Satisfaction

Disclosure	Score	Did a third party conduct the customer satisfaction study (Y/N)?
Customer satisfaction Revinate Reviews		Y

What is the impact and where does it occur? What is the organization's involvement in the impact?	Management Approach
Customer satisfaction helps improve the processes of the hotel and generates a steady source of revenue.	Whenever there are dissatisfied customers, the management sets out to undertake measures to ensure that the concerns of the client or guests are addressed.
What are the Risk/s Identified?	Management Approach
Possibility of lawsuits and complaints	Management checks for the reviews provided by the clients to identify if there have been problems

	during the stay of the guests.
What are the Opportunity/ies Identified?	Management Approach
Having a customer satisfaction review helps the organization assess its processes.	Each hotel room or food and beverage outlet has a set of customer satisfactions forms that the customer can fill out.

Health and Safety

The group currently does not have sufficient information to assess risks and opportunities under this category.

Disclosure	Quantity	Units
No. of substantiated complaints on product or service health and safety*		#
No. of complaints addressed		#

**Substantiated complaints include complaints from customers that went through the organization's formal communication channels and grievance mechanisms as well as complaints that were lodged to and acted upon by government agencies.*

What is the impact and where does it occur? What is the organization's involvement in the impact?	Management Approach
N/A	
What are the Risk/s Identified?	Management Approach
N/A	
What are the Opportunity/ies Identified?	Management Approach
N/A	

Marketing and labelling

The group currently does not have sufficient information to assess risks and opportunities under this category.

Disclosure	Quantity	Units
No. of substantiated complaints on marketing and labelling*		#
No. of complaints addressed		#

**Substantiated complaints include complaints from customers that went through the organization's formal communication channels and grievance mechanisms as well as complaints that were lodged to and acted upon by government agencies.*

What is the impact and where does it occur? What is the organization's involvement in the impact?	Management Approach
N/A	
What are the Risk/s Identified?	Management Approach
N/A	
What are the Opportunity/ies Identified?	Management Approach
N/A	

Customer privacy

Disclosure	Quantity	Units
No. of substantiated complaints on customer privacy*	0	#
No. of complaints addressed	0	#
No. of customers, users and account holders whose information is used for secondary purposes	0	#

**Substantiated complaints include complaints from customers that went through the organization's formal communication channels and grievance mechanisms as well as complaints that were lodged to and acted upon by government agencies.*

What is the impact and where does it occur? What is the organization's involvement in the impact?	Management Approach
This impacts the confidentiality of customer information.	Management follows a set of strict procedures that safeguards the information provided by customers.
What are the Risk/s Identified?	Management Approach
Risks that customer information might get leaked.	Management has provided both manual and technological safety nets to protect customer information from getting leaked.
What are the Opportunity/ies Identified?	Management Approach
N/A	

Data Security

The group currently does not have sufficient information to assess risks and opportunities under this category.

Disclosure	Quantity	Units
No. of data breaches, including leaks, thefts and losses of data	-	#

What is the impact and where does it occur? What is the organization's involvement in the impact?	Management Approach
N/A	
What are the Risk/s Identified?	Management Approach
N/A	
What are the Opportunity/ies Identified?	Management Approach
N/A	

UN SUSTAINABLE DEVELOPMENT GOALS

Product or Service Contribution to UN SDGs

Key products and services and its contribution to sustainable development.

Key Products and Services	Societal Value / Contribution to UN SDGs	Potential Negative Impact of Contribution	Management Approach to Negative Impact
Hotel and Leisure Food and Beverage Service	Generation of jobs for the population while providing quality service to clientele	Opportunities to offer jobs to the vulnerable sector are scarce.	Management can assess procedures and existing policies to find more opportunities to provide for the vulnerable sector.

** None/Not Applicable is not an acceptable answer. For holding companies, the services and products of its subsidiaries may be disclosed.*

Re: SEC 17Q REPORT_WATERFRONT PHILIPPINES INCORPORATED_2Q 2023 ICTD SUBMISSION

ICTD Submission <ictdsubmission+canned.response@sec.gov.ph>

Mon 8/14/2023 1:55 PM

To:Pitchie Mae Maambong <p.maambong@waterfronthotels.net>

Thank you for reaching out to ictdsubmission@sec.gov.ph!

Your submission is subject for Verification and Review of the Quality of the Attached Document only for Secondary Reports. The Official Copy of the submitted document/report with Barcode Page (Confirmation Receipt) will be made available after 7 working days via order through the SEC Express at <https://secexpress.ph/>. For further clarifications, please call (02) 8737-8888.

----- NOTICE TO COMPANIES -----

Please be informed of the reports that shall be filed only through ictdsubmission@sec.gov.ph.

Pursuant to SEC MC Circular No. 3 s 2021, scanned copies of the printed reports with wet signature and proper notarization shall be filed in PORTABLE DOCUMENT FORMAT (pdf) through email at ictdsubmission@sec.gov.ph such as the following SECONDARY REPORTS:

1. 17-A 6. ICA-QR 11. IHAR 16. 39-AR 21. Monthly Reports
2. 17-C 7. 23-A 12. AMLA-CF 17. 36-AR 22. Quarterly Reports
3. 17-L 8. 23-B 13. NPM 18. PNFS 23. Letters
4. 17-Q 9. GIS-G 14. NPAM 19. MCG 24. OPC (Alternate Nominee)
5. ICASR 10. 52-AR 15.BP-FCLC 20.S10/SEC-NTCE-EXEMPT

Further, effective 01 July 2023, the following reports shall be submitted through <https://efast.sec.gov.ph/user/login>.

1. FORM MC 18 7. Completion Report
2. FORM 1 - MC 19 8. Certificate-SEC Form MCG- 2009
3. FORM 2- MC 19 9. Certificate-SEC Form MCG- 2002, 2020 ETC.
4. ACGR 10. Certification of Attendance in Corporate Governance
5. I-ACGR 11. Secretary's Certificate Meeting of Board Directors (Appointment)
6. MRPT

Please be informed that the submission of the abovementioned eleven (11) reports through the ictdsubmission@sec.gov.ph shall no longer be accepted. For further information, please access this link Notice for

guidance on the filing of reports:

Likewise, the following reports shall be filed through the Electronic Filing and Submission Tool (eFAST) at <https://efast.sec.gov.ph/user/login> :

1. AFS 7. IHFS 13. SSF
2. GIS 8. LCFS 14. AFS with Affidavit of No Operation
3. BDFS 9. LCIF 15. AFS with NSPO Form 1,2, and 3
4. FCFS 10. OPC_AO 16. AFS with NSPO Form 1,2,3 and 4,5,6
5. FCIF 11. PHFS 17. FS - Parent
6. GFFS 12. SFFS 18. FS – Consolidated

For the submission and processing of compliance in the filing of Memorandum Circular No. 28 Series of 2020, please visit this link – <https://apps010.sec.gov.ph/>

For your information and guidance.

Thank you.

COVER SHEET

A	S	0	9	4	-	8	6	7	8
---	---	---	---	---	---	---	---	---	---

SEC Registration Number

[illegible]

(Company's Full Name)

[illegible]

(Business Address : No. Street City / Town / Province)

MS. IRISH CHARA LAWAS
Contact Person

855-90129
Company Telephone Number

$$\begin{bmatrix} 1 & 2 \\ 3 & 1 \end{bmatrix}$$

SEC Form 17 - Q

0	7	2	2
---	---	---	---

Month Day

FORM TYPE

Month Day
Annual Meeting

Secondary License Type, If Applicable

--	--	--

Dept. Requiring this Doc.

Amended Articles Number/Section

429

Total No. of Stockholders

Total Amount of Borrowings

[illegible]

Domestic

Foreign

To be accomplished by SEC Personnel concerned

[illegible]

File Number

LCU

[illegible]

Document I.D.

Cashier

STAMPS

Remarks = pls. use black ink for scanning purposes

SECURITIES AND EXCHANGE COMMISSION

SEC FORM 17-Q

QUARTERLY REPORT PURSUANT TO SECTION 17 OF THE SECURITIES
REGULATION CODE AND SRC RULE 17(2)(b) THEREUNDER

1. For the quarterly period ended

June 30, 2023

2. SEC Identification Number

AS0948678

3. BIR Tax Identification No.

D80003978254NV

4. Exact name of issuer as specified in its charter

WATERFRONT PHILIPPINES, INC.

5. Province, country or other jurisdiction of incorporation or organization

PHILIPPINES

6. Industry Classification Code (SEC Use Only)

7. Address of principal office

NO. 1 WATERFRONT DRIVE, OFF SALINAS DRIVE, LAHUG, CEBU
CITY Postal Code 6000

8. Issuer's telephone number, including area code

032-2326888

9. Former name or former address, and former fiscal year, if changed since last report

NOT APPLICABLE

10. Securities registered pursuant to Sections 8 and 12 of the SRC or Sections 4 and 8 of the RSA

Title of Each Class	Number of Shares of Common Stock Outstanding and Amount of Debt Outstanding
COMMON SHARES - P1.00 PAR VALUE	2,498,991,753

11. Are any or all of registrant's securities listed on a Stock Exchange?

- ☒ Yes
- ☐ No

If yes, state the name of such stock exchange and the classes of securities listed therein:

THE PHILIPPINE STOCK EXCHANGE

12. Indicate by check mark whether the registrant:

(a) has filed all reports required to be filed by Section 17 of the SRC and SRC Rule 17 thereunder or Sections 11 of the RSA and RSA Rule 11(a)-1 thereunder, and Sections 26 and 141 of the Corporation Code of the Philippines, during the preceding twelve (12) months (or for such shorter period that the registrant was required to file such reports)

☒ Yes

☐ No

(b) has been subject to such filing requirements for the past ninety (90) days

☐ Yes

☒ No

The Exchange does not warrant and holds no responsibility for the veracity of the facts and representations contained in all corporate disclosures, including financial reports. All data contained herein are prepared and submitted by the disclosing party to the Exchange, and are disseminated solely for purposes of information. Any questions on the data contained herein should be addressed directly to the Corporate Information Officer of the disclosing party.

Waterfront Philippines, Incorporated

PSE Disclosure Form 17-2 - Quarterly Report *References: SRC Rule 17
and
Sections 17.2 and 17.8 of the Revised Disclosure Rules*

For the period ended	June 30, 2023
Currency (indicate units, if applicable)	PESO

Income Statement

Balance Sheet		
	Period Ended	Calendar Year Ended (Audited)
	June 30, 2023	December 31, 2022
Current Assets	3,479,839,836	4,222,560,541
Total Assets	16,599,587,632	20,408,528,698
Current Liabilities	2,766,625,505	2,375,069,374
Total Liabilities	7,821,280,835	8,016,280,027
Retained Earnings/(Deficit)	2,815,125,991	2,256,905,590
Stockholders' Equity	8,778,306,797	12,392,248,671
Stockholders' Equity - Parent	7,788,100,889	11,040,389,800
Book Value per Share	3.116	4.420

	Current Year (April-June)	Previous Year (April-June)	Current Year-To- Date	Previous Year-To- Date
Operating Revenue	504,800,156	339,674,274	837,344,120	613,435,266
Other Income	(13,364,818)	14,091,162	25,145,626	26,236,129
Gross Revenue	491,435,337	353,765,435	862,489,747	639,671,394
Operating Expense	320,724,921	214,745,227	546,066,448	403,965,304
Other Expense	190,641,512	37,660,294	246,420,313	89,803,935
Gross Expense	511,366,433	252,405,521	792,486,761	493,769,239
Net Income/(Loss) Before Tax	(19,931,096)	101,359,914	70,002,985	145,902,155
Income Tax Expense	5,019,083	51,499	5,019,083	51,499
Net Income/(Loss) After Tax	(24,950,179)	101,308,415	64,983,903	145,850,656
Net Income Attributable to Parent Equity Holder	(15,105,874)	103,872,989	84,501,477	148,415,230
Earnings/(Loss) Per Share (Basic)	(0.006)	0.042	0.034	0.059
Earnings/(Loss) Per Share (Diluted)	-	-	-	-

	Current Year (Trailing 12 months)	Previous Year (Training 12 months)
Earnings/(Loss) Per Share (Basic)	0.257	0.941
Earnings/(Loss) Per Share (Diluted)	0.257	0.941

Financial Ratios

	<u>Formula</u>	<u>Current Year</u> <u>June 30,</u> <u>2023</u>	<u>Previous</u> <u>Year</u> <u>December</u> <u>31, 2022</u>
Liquidity Analysis Ratios			
Current Ratio or Working Capital Ratio	Current Assets/Current Liabilities	1.258	1.778
Quick Ratio	(Current Assets - Inventory - Prepayments)/ Current Liabilities	1.162	0.718
Solvency Ratio	Total Assets / Total Liabilities	2.122	0.063
Financial Leverage Ratios			
Debt Ratio	Total Debt / Total Assets	0.471	0.393
Debt-to-Equity Ratio	Total Debt / Total Stockholders' Equity	1.004	0.726
Interest Coverage	Earnings Before Interest and Taxes (EBIT) / Interest Charges	0.569	0.306
Asset to Equity Ratio	Total Assets / Total Stockholders' Equity	2.131	1.849
Profitability Ratios			
Gross Profit Margin	Sales - Cost of Goods Sold or Cost of service/ Sales	0.367	0.332
Net Profit Margin	Net Profit / Sales	0.081	0.034
Return on Assets	Net Income / Total Assets	0.004	0.003
Return on Equity	Net Income / Total Stockholders' Equity	0.008	0.005
Price / Earnings Ratio	Price Per Share / Earnings Per Common Share	0.017	13.885
Book Value	Total Common Stockholder's Equity-Parent/No. of Common Shares	3.116	3.473

PART I—FINANCIAL INFORMATION

Item 1. Financial Statements.

Please refer to Annex A.

Item 2. Management's Discussion and Analysis of Financial Condition and Results of Operations.

Please refer to Annex B.

PART II—OTHER INFORMATION

NONE

SIGNATURES

Pursuant to the requirements of the Securities Regulation Code, the issuer has duly caused this report to be signed on its behalf by the undersigned thereunto duly authorized.

Registrant: Waterfront Philippines, Incorporated
Issuer :

Signature and Title  ATTY. ARTHUR R. PONSARAN
Corporate Secretary

Date _____

Signature and Title  RICHARD L. RICARDO
Compliance Officer

Date _____

WATERFRONT PHILIPPINES, INCORPORATED AND SUBSIDIARIES
NOTES TO CONSOLIDATED FINANCIAL STATEMENTS

Organization and Status of the Business

Corporate Information

Waterfront Philippines, Incorporated (the Parent Company) was incorporated in the Philippines and registered with the Philippine Securities and Exchange Commission (SEC) on September 23, 1994. The Parent Company is 46%-owned by The Wellex Group, Inc. (TWGI), an entity registered and domiciled in the Philippines, which is listed in the Philippine Stock Exchange (PSE). The Parent Company holds equity interests in hotels and resorts, a fitness gym, entities engaged in the international marketing and promotion of casinos, manufacturing of pastries, and hotel management and operations.

The Parent Company and the following subsidiaries (collectively referred to as the Group) were incorporated in the Philippines, except for Waterfront Promotion Ltd. (WPL) and Club Waterfront International Limited (CWIL), which were registered in the Cayman Islands.

	Percentage of Ownership	
	Direct	Indirect
Hotels and Resorts		
Waterfront Cebu City Casino Hotel, Incorporated (WCCCHI)	100	-
Waterfront Mactan Casino Hotel, Incorporated (WMCHI)	100	-
Waterfront Iloilo Hotel Inc. (WIHI)	100	-
Waterfront Puerto Princesa Hotel, Inc. (WPPHI)	100	-
Davao Insular Hotel Company, Inc. (DIHCI)	98	-
Acesite (Phils.) Hotel Corporation (APHC)	56	-
Grand Ilocandia Resort and Development, Inc. (GIRDI)	54	-
Real Estate		
Acesite Realty, Inc.	-	56*
Fitness Gym		
Waterfront Wellness Group, Inc. (WWGI)	100	-
International Marketing and Promotion of Casinos		
Waterfront Promotion Limited (WPL)	100	-
Mayo Bonanza, Inc. (MBI)	100	-
Club Waterfront International Limited (CWIL) - through direct ownership in WPL	-	100
Waterfront Entertainment Corporation (WEC)	100	-
Pastries Manufacturing		
Waterfront Food Concepts Inc. (WFC)	100	-
Hotel Management and Operation		
Waterfront Hotel Management Corp. (WHMC)	100	-
Investment Holding Company		
Waterfront Cebu Ventures, Inc. (WCVI)	100	-

Hotels

Waterfront Cebu City Casino Hotel, Inc.

WCCCHI was incorporated on September 23, 1994 to manage and undertake operations of Waterfront Cebu City Hotel and Casino (WCCHC). WCCCHI achieved a milestone during the year by opening the doors of WCCHC on January 5, 1998, with 158 guest-rooms which has already grown to 561 by the last quarter of 1999, six-storey convention center known as the Waterfront Convention Center, previously known as Cebu International Convention Center and six-storey Entertainment Block. Located in this Entertainment Block is a 1,000-square meter 5-star restaurant, which completes the Company's restaurants row. On February 5, 1998, PAGCOR commenced operations at the new purposely-built casino at the Entertainment Block.

- Waterfront Convention Center-(WCC)

Waterfront Convention Center previously known as Cebu International Convention Center is a six-storey building, especially-designed to adapt to any event size and purpose, with a total gross area of 40,587 square meters, and has been in operation since January 5, 1998. Major amenities of the center include eleven (11) function rooms and two (2) Grand Ballrooms with a seating capacity of 4,000. WCC is the only convention and exhibition center of international standard in Cebu City.

- Entertainment Block

The Entertainment block is a six-storey building with a total gross area of 34,938 square meters. It is comprised of eleven (11) Food and Beverage entertainment outlets, an 11,000 square meters of public and international gaming area that includes the "Casino Filipino", and 62 hotel rooms and suites

- Hotel Tower Block

The Hotel Tower block is a 22-storey building with a total gross area of 44,334 square meters. It consists of a podium, containing the lobby, a food and beverage outlet, a reception, a shopping arcade, three (3) press function rooms, and a high-rise block of 499 hotel rooms and suites.

The Hotel, with its fairytale-inspired façade, is conveniently located in the center of Cebu City and is within easy reach from key business, commercial and shopping districts and is just 30 minutes away from the Mactan International Airport.

Waterfront Cebu City Hotel & Casino has elegantly designed and well-appointed guest rooms and suites. The 18th Floor is the Waterfront Ambassador Club with a two floor Club Lounge exclusive for Ambassador Floor guests. Waterfront Ambassador Club guests enjoy butler service, complimentary business services and a business boardroom fit for a group of up to 8 people, equipped with a built-in LCD projector, a roll-up screen, PA and recording system, a local area network (LAN) and a poly communication system. The 2nd floor lounge is outfitted with 3 computers stations, where guests can avail of complimentary WIFI access, flat-screen television entertainment, an array of lifestyle and business magazines as well as newspapers and board games. The hotel offers a 10,000-square meter convention center, which is the largest convention center in the Visayas and Mindanao, and is designed to adapt to multiple types of events. The convention center is equipped with 10 function rooms, 2 executive board rooms, and 2 Grand Ballrooms, each seating 4,000 people. It has played host to a myriad of national as well as regional events, conventions and conferences.

Waterfront Cebu City Hotel and Casino operates 9 F&B outlets, including a hotel coffees shop, a Japanese restaurant, an Italian restaurant and a poolside snack bar. The hotel has a fully functional business center paired with flat-screen computers, internet access and private boardrooms. The newly renovated lobby was inspired based on two main objectives; first, to transform the existing single dimension grand lobby into a multi-dimensional lifestyle-concept space that will enhance the guests' experience when dining and lounging in the lobby; and second, to improve traffic

patterns, through the construction of larger check-in areas and through maximizing the Lobby's three entrances. Waterfront Cebu City Hotel and Casino's massive, high-ceilinged lobby has always been its principal attraction in fact it is touted as the largest hotel lobby in Visayas-Mindanao area. Spanning 22 meters wide, 96 meters in long and 35 meters high and crisscrossed by hundreds of people each day, the hotel's grand lobby sets the whizzing pulse for the hotel and dictates its overall ambiance. Apart from improvements to the general structure of the lobby, the Lobby Lounge itself will offer an all-new dining and lounging experience, with newly-installed glass panels, semi-closing each side of the lounge. Fully-equipped bar areas have also been installed in the middle of each of the lounge's two sections, ensuring diners of more efficient and prompter service. To enhance the overall guest experience, the hotel has put together additional features such as nightly entertainment from the city's top performers, and soulful afternoon music by soloists. Among the hotel's newest pride comes in the form of delectable treats, introducing Lobby Lounge's new service concepts.

To complement the Hotel's main lobby, a group check-in counter is constructed, dedicated solely to corporate and travel group; and an additional Casino Filipino gaming space of 2,350 square meters is launched together with it. This will not only enhance the current lobby, but will also increase operational efficiency and add more exciting features for the hotel's customers.

Waterfront Mactan Casino Hotel, Inc.

Waterfront Mactan was incorporated on September 23, 1994 to manage and undertake operations of Waterfront Mactan Island Hotel and Casino (WMIHC). WMCHI has completed Phase I of Waterfront Mactan Island Hotel and Casino (WMIHC). It is located right across Mactan-Cebu International Airport, on a land area of approximately 3.2 hectares. The hotel features 166 rooms and suites, 3 food-and-beverage and entertainment outlets, with a total built-up area of 38,000 square meters. WMIHC has made Cebu the only city in Southeast Asia that offers casino facilities to transients while waiting for their flights. For future development, Phase II, consisting of 200-guest rooms, will be built depending on the demands of the market. It has recently improved its rooms by installing Internet connections to cater to the needs of its guests. Additionally, the company uses the OPERA Property Management System, which is designed to help run the hotel operations at a greater level of productivity and profitability.

The hotel is conveniently located in front of the Mactan International and Domestic Airport, just a three-minute drive to the Industrial Zone, a fifteen-minute drive to the beaches of Mactan Island and just thirty minutes away from Cebu City's shopping and financial district.

In 2016, the property extended the Annex parking to provide more slots for the guests.

Davao Insular Hotel Company, Inc. or Waterfront Insular Hotel Davao, Inc.

Davao Insular Hotel Company Inc. was incorporated in the Philippines on July 3, 1959 to engage in the operation of hotel and related hotel businesses. The hotel is a 98% owned subsidiary of Waterfront Philippines, Incorporated and is operating under its trading name Waterfront Insular Hotel Davao. Waterfront Insular Hotel, the prestigious business hotel in a sprawling garden resort setting, is only five to ten minutes to the downtown area. Nestled along the picturesque Davao Gulf, its open-air corridors provide a refreshing view of the hotel's beautifully landscaped tropical garden and the sea.

With a greater area than any other hotel facility in the city, it is unmatched in servicing large business meetings, conventions, and exhibit groups. The hotel consists of four low-rise buildings of 159 guest rooms and suites, 5 function rooms, 5 F&B outlets and a gym. Every room opens to a lanai overlooking a lush garden the blue waters of the Davao Gulf or a scenic coconut grove. Features included in the hotel are the 5 Gazebos located along the beach area. The hotel is every guest's gateway to the diverse, colorful and rich cultural heritage of Davao City. Discover the rich cultural heritage of Davao which stems from the different groups and tribes that populated the area throughout its history and be astonished of artworks in the hotel

lobby where it showcases pieces of artifacts featuring the various object d'art from the different tribes and historical.

Acesite (Phils.) Hotel Corporation

The principal property of Acesite (Phils.) Hotel Corporation (PSE stock symbol: ACE) was a 22-storey building known as the Manila Pavilion Hotel located at the corner of United Nations Avenue and Maria Y. Orosa Street in Ermita, Manila. This hotel had approximately 500 rooms, several restaurants and large banquet facilities. In addition, the Casino Filipino – Pavilion, owned and operated by PAGCOR, occupied part of the lower floors of the building.

ACE has a 100% owned subsidiary known as Acesite Realty Inc. (ARI), which owns the 6,500 sq.m. land on which the Manila Pavilion Hotel stands.

In March 2018, a major fire broke out at the Manila Pavilion Hotel prompting management to suspend operations to reconstruct the hotel, which is currently underway.

Waterfront Hotel Management Corporation (previously Waterfront Management Corp.)

G-Hotel by Waterfront located in 2090 Roxas Boulevard, Malate Manila was managed by Waterfront Management Corporation in 2006. On October 01, 2014, the BOD of WHMC approved the cessation of the Company's business operations. Consequently, the Company's activities were confined mainly to the collection of receivables, settlement of liabilities, and other administrative matters. In February 2022, WHMC entered into an agreement to purchase 35,216 sq. m. of property in the Puerto Azul resort complex in Ternate, Cavite for future development of a proposed resort.

Mayo Bonanza, Inc.

Mayo Bonanza, Incorporated (MBI), a 100% owned subsidiary of WPI was incorporated on November 24, 1995 in the Philippines with principal activities in the operation and management of amusement, entertainment, and recreation businesses. MBI was positioned to extend the gaming business of the Company and as such, the company had entered into a slot machine arcade agreement with the Philippine Amusement and Gaming Corporation (PAGCOR) in Sta. Cruz, Manila. However, in May 2016, BOD of MBI approved the cessation of the Company's business operations effective July 2016.

Waterfront Horizon Corporation (previously Waterfront Entertainment Corporation)

WHC had established the country's first integrated hotel reservations and booking system featuring a full-service Central Reservation Office. This service ranges from systems and solutions specializing in the operations hotel framework. It offers specialize hotel consultancy services to hotel owners, operators, brands, developers, lenders and investors with the support of hand-picked networks of experts covering all elements of the hotel or hospitality business within a global perspective. Recently, WHC entered into agreements for the option to purchase approximately 9 hectares of property at the Manila Waterfront City, a reclamation project of the City of Manila in the Manila Bay, once the reclamation project is completed.

Waterfront Food Concepts, Inc.

Waterfront Food Concepts, Inc. is a pastry business, catering to pastry requirements of Waterfront Cebu, Waterfront Mactan and other established coffee shops and food service channels outside the hotels. The property is located in the lobby level of Waterfront Cebu City Casino Hotel. It has started its operation on May of 2006. Its pastry products include cakes, cookies and sandwiches. The subsidiary has already catered most of the renowned coffee shops in the city of Cebu.

Waterfront Wellness Group, Inc.

This subsidiary is located in the Ground Level of Waterfront Cebu City Casino Hotel occupying 617.53 square meters. Previously Citigyms and Wellness, Inc. is a fully equipped gym with specialized trainers and state of the art equipments. The gym offers variety of services from aerobic instructions to belly dancing, boxing, yoga classes and a lot more. It also has its own nutritionist/dietician. Its highly trained therapists perform massage and spa services to guests within the hotel.

Citigym entices the public by opening The Citigym Hit Zone. This is Citigym's "Do It Right" and smart solution to Cebu's growing interest in high intensity workout routines.

Grand Ilocandia Resort and Development, Inc.

As of March 31, 2000, the Company carried its investments in GIRDI at cost since it intended to dispose such investment in the near future. In November 2000, GIRDI sold all of its property and equipment, inclusive of the hotel facilities and related operating assets and the investment in marketable securities.

Waterfront Promotions Limited/Club Waterfront International Limited

Waterfront Promotion Ltd. was incorporated on March 6, 1995, under and by virtue of the laws of Cayman Islands to act as the marketing arm for the international marketing and promotion of hotels and casinos under the trade name of Club Waterfront International Limited (CWIL). It is a wholly owned subsidiary of Waterfront Philippines, Inc., a domestic company. Under the agreement with PAGCOR, WPL has been granted the privilege to bring in foreign players under the program in Waterfront Cebu City Hotel and Grand Ilocandia Resort Development Corp. On the other hand, CWIL is allowed to bring in foreign players in Waterfront Mactan Hotel. In connection to this, the company markets and organizes groups of foreign players as participants to the Philippine Amusement and Gaming Corporation's (PAGCOR) Foreign Highroller Marketing Program. The company also entered into agreements with various junket operators to market the casinos for foreign customers. Under these agreements, the company grants incentive programs to junket operators such as free hotel expenses, free airfares and rolling commissions.

The company participated in a joint venture with Jin Lin Management Corporation, its sole marketing agent and co-venturer on September 24, 2001. This joint venture was terminated on April 15, 2002.

The operations for Waterfront Promotions Limited and likewise for Club Waterfront International Limited had ceased for the year 2003 in March due to the bleak market.

Waterfront Iloilo Hotel Inc.

Waterfront Iloilo Hotel Inc. (WIHI) was incorporated and registered with the Philippine Securities and Exchange Commission on March 29, 2019 primarily to operate and manage a resort hotel and a restaurant that caters to the guests of the hotel. WIHI had entered into an agreement for the purchase of 35,061 sq.m. of property in Jaro, Iloilo, for the purpose of developing a hotel complex.

The Company is a wholly-owned subsidiary of Waterfront Philippines, Incorporated (WPI or the Parent Company).

As at December 31, 2022, the Company has not yet started its commercial operations. The Company's registered office address is at 7th Floor Manila Pavilion Hotel, U.N. Avenue corner Ma. Orosa, Barangay 666, Ermita, City of Manila, NCR, Philippines, 1000.

Waterfront Puerto Princesa Hotel, Inc.

Waterfront Puerto Princesa Hotel, Inc. (WPPHI) was incorporated and registered with the Philippine Securities and Exchange Commission on May 15, 2017 primarily to acquire and hold real property such as lands, buildings and personal property of all kinds, to sell, lease, convey, mortgage, construct, improve and develop, contract for, manage, administer and or operate, alone or jointly with others any interest in real or personal property as well as in hotels, inns, lodging houses, resorts and all adjunct and accessories thereto, including restaurants, cafes, bars, stores and offices, barbershops and beauty lounges, sports facilities, places of amusement and entertainment of all kinds; to invest in other corporations for the advancement of its interest or to grant concessions, rights or licenses to others to operate, manage or deal with the same, to do any and all things necessary, suitable, convenient, proper or incidental to the accomplishment of the above purposes.

WPPHI owns a 9,687 sq.m. property in Puerto Princesa, Palawan, for future development into a hotel complex. The Company is a wholly-owned subsidiary of Waterfront Philippines, Incorporated (WPI or the Parent Company).

As at December 31, 2022, the Company has not yet started its commercial operations. The Company's registered office is at 7th Floor Manila Pavilion Hotel, U.N. Avenue corner Ma. Orosa St., Ermita, Brgy. 666, Manila City 1000.

Waterfront Cebu Ventures, Inc.

Waterfront Cebu Ventures, Inc. was incorporated and registered with the Philippine Securities and Exchange Commission on August 24, 2018 primarily to carry on the business of an investment holding company.

The Company is a wholly-owned subsidiary of Waterfront Philippines, Incorporated (WPI or the Parent Company).

As at December 31, 2022, the Company has not yet started its commercial operations. The Company's registered office address is located at No. 1 Waterfront Drive, Off Salinas Drive, Barangay Lahug, Cebu City.

Basis of Consolidation

The consolidated financial statements include the accounts of the Parent Company, as well as those of its subsidiaries enumerated in Note 1 to the consolidated financial statements.

Subsidiaries

Subsidiaries are entities controlled by the Group. The Group controls an entity if and only if, the Group is exposed to, or has rights to, variable returns from its involvement with the entity and has the ability to affect those returns through its power over the entity. The Group reassesses whether or not it controls an investee if facts and circumstances indicate that there are changes to one or more of the three elements of control.

The financial statements of the subsidiaries are prepared for the same reporting period as the Parent Company and are included in the consolidated financial statements from the date when control commences until the date when control ceases.

The accounting policies of subsidiaries are being aligned with the policies adopted by the Group. Losses applicable to the NCI in a subsidiary are allocated to the NCI even if doing so causes the NCI to have a deficit balance.

Segment Reporting

An operating segment is a component of the Group that engages in business activities from which it may earn revenues and incur expenses, including revenues and expenses that relate to transactions with any of the Group's other components. All operating results are reviewed regularly by the Group's BOD, the chief

operating decision maker of the Group, to make decisions about resources to be allocated to the segment and to assess its performance, and for which discrete financial information is available.

Segment results that are reported to the Group's BOD include items directly attributable to a segment as well as those that can be allocated on a reasonable basis. Unallocated items comprise mainly corporate assets, head office expenses and income tax assets and liabilities.

Segment capital expenditure is the total cost incurred during the year to acquire property and equipment.

The Group's businesses are operated and organized according to the nature of business provided, with each segment representing a strategic business unit, namely, the Hotel operations, Marketing operations and Corporate and Other Operations segments.

The Group's only reportable geographical segment is the Philippines.

Revenue Recognition

Revenue is recognized to the extent that it is probable that the economic benefits will flow to the Group and the revenue can be reliably measured. Income is measured at the fair value of the consideration received, net of trade discounts, rebates, and other sales taxes or duties. The following specific criteria must also be met before revenue is recognized:

Rooms

Room revenue is recognized based on actual occupancy.

Food and Beverage

Food and beverage revenue are recognized when orders are served and billed.

Rent and Related income

Rent and related income on leased areas of the Group's properties is accounted for on a straight-line basis over the term of the lease, except for cancellable leases which are recognized at amount collected or collectible based on the contract provision.

Other Revenues

Other revenues are recognized upon execution of service or when earned.

Interest Income

Interest income is recognized as it accrues using the effective interest method.

1. Cash and Cash Equivalents

Cash in banks earn interest at the respective bank deposit rates. Short-term placements earn interest at annual average rate of 0.05% to 5.35% in 2023 with average maturities ranging from 30 to 90 days.

2. Receivables

This account consists:

	June 2023	December 2022
Trade	307,918,021.82	369,372,479.00
Others	492,528,971.82	547,435,325.00
	800,446,993.64	916,807,804.00
Less allowance for doubtful accounts	(40,156,573.64)	(42,942,313.00)
Total	760,290,420.00	873,865,491.00

3. Inventories

This account consists of:

	June 2023	December 2022
Food and Beverage	12,126,359.18	14,629,835.00
Operating Supplies	11,114,475.25	12,860,966.00
Others	5,335,912.57	1,611,635.00
Total	28,576,747.00	29,102,436.00

4. Related Party Transactions

This represents interest bearing advances from TWGI and Pacific Rehouse Corporation (PRC) these advances are due in one year, subject to renewal. The advances to TWGI charge interest at 4% per annum in 2023 and 2022, respectively, while the advances to PRC charge interest at 2% per annum in 2023 and 2022. Advances to Philippine Estate Corporation (PHES), Forum Holdings Corporation (FHC), Plastic City Industrial Corporation (PCIC), East Asia Oil & Mining Company, Inc. (East Asia) and Pacific Wide Realty Development Corp. (PWRDC) are noninterest-bearing, collateral-free and with no fixed term of repayment.

5. Accounts Payable and other non-payable

This account consists of:

	June 2023	December 2022
Trade	589,262,350.01	650,901,517.00
Accrued Expenses	180,906,094.31	837,804,047.00
Others	1,019,977,910.68	203,965,725.00
Total	1,790,146,355.00	1,692,671,289.00

6. Loans Payable

This account consists of:

SSS Loan

3.1 SSS vs WPI. Et al civil case no. Q-04-52629 at regional trial court, Quezon City. On October 28, 1999, the Parent Company obtained a five-year term loan from SSS amounting to P375.00 million originally due on October 29, 2004. The SSS loan bears interest at the prevailing market rate plus 3% or 14.5% per annum, whichever is higher. Interest is repriced annually and is payable semi-annually. Initial interest payments are due 180 days from the date of the release of the proceeds of the loan. The repayment of the principal shall be based on eight (8) semi-annual payments, after a one-year grace period.

The SSS loan was availed to finance the completion of the facilities of WCCCHI. It was secured by a first mortgage over parcels of land owned by WII and by the assignment of 200 million common shares of the Parent Company owned by TWGI. The common shares assigned were placed in escrow in the possession of an independent custodian mutually agreed upon by both parties.

On August 7, 2003, when the total loan obligation to SSS, including penalties and interest, amounted to P605.00 million, the Parent Company was considered in default with the payments of the loan obligations, thus, on the same date, SSS executed a foreclosure proceeding on the mortgaged parcels of land. The SSS's winning bid on the foreclosure sale amounting to P198.00 million was applied to penalties and interest amounting to P74.00 million and P124.00 million, respectively. In addition, the Parent Company accrued penalties charged by SSS amounting to P30.50 million covering the month of August until December 2003, and unpaid interest expense of P32.00 million.

The Parent Company, WII and TWGI were given the right to redeem the foreclosed property within one (1) year from October 17, 2003, the date of registration of the certificate of sale. The Parent Company recognized the proceeds of the foreclosure sale as its liability to WII and TWGI. The Parent Company, however, agreed

with TWGI to offset this directly against its receivable from the latter. In August 2004, the redemption period for the Parent Company, WII and TWGI expired.

The remaining balance of the SSS loan is secured by the shares of stock of the Parent Company owned by TWGI and shares of stock of WII numbering 235 million and 80 million shares, respectively.

The Parent Company, at various instances, initiated negotiations with the SSS for restructuring of the loan but was not able to conclude a formal restructuring agreement.

On January 13, 2015, the RTC of Quezon City issued a decision declaring null and void the contract of loan and the related mortgages entered into by the Parent Company with SSS on the ground that the officers and the SSS are not authorized to enter the subject loan agreement. In the decision, the RTC of Quezon City directed the Company to return to SSS the principal amount of loan amounting to P375.00 million and directed the SSS to return to the Company and to its related parties titles and documents held by SSS as collaterals.

In the decision, the RTC of Quezon City directed the Company to return to SSS the principal amount of loan amounting to P375 million and directed the SSS to return to the Company and to its related parties titles and documents held by SSS as collaterals.

On January 22, 2016, SSS filed an appeal with the CA assailing the RTC of Quezon City decision in favor of the Company, et al. SSS filed its Appellant's Brief and the Company filed a Motion for Extension of Time to file Appellee's Brief until May 16, 2016.

On May 16, 2016, the Company filed its Appellee's Brief with the CA, furnishing the RTC of Quezon City and the Office of the Solicitor General with copies. SSS was given a period to reply but it did not file any.

On September 6, 2016, a resolution for possible settlement was received by the Company from the CA.

On February 27, 2017, a Second Notice to Appear issued by the PMCU-CA directing all parties to appear on February 27, 2017 at a specified time was received by the Parent Company only on February 27, 2017 after the specified time of the meeting. The Parent Company failed to appear.

On June 30, 2017, a Resolution issued by CA, resolved to submit the appeal for decision.

On August 30, 2019, the Court of Appeals rendered its Decision reversing and setting aside the Decision dated January 13, 2015 and Order dated May 11, 2015 rendered by the RTC of Quezon City.

On November 4, 2019, the counsel for the Parent Company, filed a Petition for Review with the SC.

On February 5, 2020, the SC issued its Resolution requiring SSS to file its Comment. SSS appealed for an extension to file its Comment until March 23, 2020. On August 14, 2020, the counsel for the Parent Company received a copy of the Comment dated June 24, 2020.

On July 26, 2021, the SC rendered a decision in favor of the Parent Company which includes the declaration of the contract of loan and the foreclosure sale as null and void and ordered the following:

- ☐ The Parent Company to pay SSS P375.00 million subject to 12% legal interest from October 28, 1999 to June 30, 2013, and 6% legal interest from July 1, 2013 until full payment; and
- ☐ SSS to return to the Parent Company the amount of P35.83 million, subject to a legal interest of 12% from the dates that the individual payments were remitted until June 30, 2013, and 6% legal interest from July 1, 2013 until full payment.

Subsequently, on January 28, 2022, the SSS filed a Motion for Reconsideration with the SC. On February 2, 2022, the Office of the Solicitor General filed a Manifestation with the SC that it filed/served by electronic means its Motion for Reconsideration due to the physical closure of its offices as a result of the COVID-19 pandemic. As at the date of authorization for issue of the consolidated financial statements, there were no updates on the progress of the foregoing motions filed by the SSS and the Office of the Solicitor General with the SC.

As a result of the SC decision, the Parent Company recognized a reversal of previously accrued interest and penalties on the SSS Loan amounting to P415.67 million as at December 31, 2021. The reversal was recognized and presented as "Reversal of accrual" in the consolidated statement of profit or loss and other comprehensive income.

On January 28, 2022, the SSS filed a Motion for Reconsideration with the SC. On February 2, 2022, the Office of the Solicitor General filed a Manifestation with the SC that it filed/served by electronic means its Motion for Reconsideration due to the physical closure of its offices as a result of the COVID-19 pandemic. On May 4, 2022, The Company filed a Comment to Respondent's Motion for Reconsideration with Motion to Admit.

On September 21, 2022, the SC issued a resolution denying SSS' Motion for Reconsideration with Finality. On December 20, 2022, the SC issued an Entry of Judgment certifying the SC decision made on July 6, 2021 and that the same has, on September 21, 2022, become final and executory and is hereby recorded in the Book of Entries of Judgement.

The Company is hereby ordered to:

- a. submits to the trial court a list of all fruits, income, or dividends received by virtue of the Contract of Loan with Real Estate Mortgage and Option to Convert to Shares of Stock;
- b. provided a computation of all amounts to be paid and a list of all properties to be returned by each party, together with a proposed schedule of payments and reconveyance, over a period which shall not exceed six (6) months from the finality of the SC decision, to be approved by the trial court; and
- c. submits a report to the trial court on each party's compliance with the execution of the SC decision.

Subsequently, the last day for complying with the foregoing directives of the SC was on March 21, 2023. The Company prayed to the SC to grant the Company an extension of 30 days from March 21, 2023, or until April 21, 2023, within which to submit the list of the income received by Company by virtue of the Contract of Loan with Real Estate Mortgage and Option to Convert to Shares of Stock, the computation of amounts to be paid and the list of all properties to be returned, together with a proposed schedule of payments and reconveyance, for approval of the SC.

On April 17, 2023, the Company filed a Manifestation with Motion to Approve Proposed Set-off and Schedule of Reconveyance with the RTC of Quezon City to comply with the orders set out in the SC decision. As at the date of the issuance of the separate financial statements, the RTC of Quezon City and the SSS has yet to comment on the motion.

Outstanding principal balance of the loan amounted to P375.00 million as at December 31, 2022 and 2021. Interest expense related to the SSS loan recognized in the separate statement of comprehensive (loss) income amounted to P20.63 million in 2022 and 2021 and P60.00 million in 2020. Accrued interest and penalties presented under "Accrued expenses and other payables" account in the separate statement of financial position amounted to P731.88 million, and P 711.24 million as at December 31, 2022 and 2021, respectively.

7. The earnings (loss) per share are computed as follows:

	June 2023	December 2022
Net Income (Loss)	64,983,903	50,883,172
Weighted Average Number of Shares Outstanding	2,498,991,753	2,498,991,753
Earnings (Loss) per share	.026	.020

There are no dilutive potential shares as June 30, 2023 and December 31, 2022.

8. Lease Agreement with Philippine Amusement and Gaming Corporation ("PAGCOR")

The Parent Company, in behalf of WCCCHI and WMCHI, entered into lease agreements with PAGCOR. The lease agreement of WCCCHI with PAGCOR covered the Main Area (8,123.60 sq.m.), Slot Machine Expansion Area (883.38 sq.m.), Mezzanine (2,335 sq.m.) and 5th Floor Junket Area (2,336 sq.m.) for a total area of 13,677.98 sq.m. which commenced on March 3, 2011 and March 16, 2011, for the Main Area and Slot Machine Expansion Area, respectively. The lease agreement of WMCHI with PAGCOR covered the Main Area (4,076.24 sq.m.) and Chip Washing Area (1,076 sq.m.) for a total area of 5,152.24 sq.m. which was last renewed on March 21, 2011. Both leases expired on August 2, 2016. Thereafter, PAGCOR paid the WCCCHI and WMCHI rental on a month-to-month basis. The lease was renewed on February 15, 2018, for a period of 1 year. On May 29, 2019 the lease was further renewed until the year 2032.

For APHC, the lease agreement with PAGCOR covered the Main Area (7,093.05 sq.m.), Expansion Area A (2,130.36 sq.m.), Expansion Area B (3,069.92 sq.m.) and Air Handling Unit Area (402.84 sq.m.) for a total lease area of 12,696.17 sq.m. The lease agreement was last renewed on December 1, 2010 and expired on December 31, 2016. As at December 31, 2017, PAGCOR continued to operate a portion of the lease area on a month-to-month basis while completing its pullout from the Hotel. The month-to-month lease of PAGCOR effectively ended on March 18, 2018 due to the fire incident.

9. Other Lease Agreements**Group as Lessor**

Lease Agreements with Concessionaires

WCCCHI, WMCHI and DIHCI have lease agreements with concessionaires for the commercial spaces available in their respective hotels. These agreements typically run for a period of less than one year, renewable upon the mutual agreement of the parties.

Group as Lessee

Land under Operating Lease

On September 15, 1994, Waterfront Hotel and Resort Sdn. Bhd. (WHR), a former related party, executed a lease contract (the Agreement) with Mactan Cebu International Airport Authority (MCIAA) for the lease of certain parcels of land where the hotels were constructed. On October 14, 1994, WHR assigned its rights and obligations under the MCIAA contracts to WCCCHI and WMCHI.

10. Commitments and Contingencies

The following are the significant commitments and contingencies involving the Group:

a. On November 10, 2008, the Parent Company received a preliminary assessment notice from the BIR for deficiency taxes for the taxable year 2006. On February 9, 2009, the Parent Company sent a protest letter to BIR contesting the said assessment. On February 18, 2009, the Regional Office of the BIR sent a letter to the Parent Company informing the latter that the docket was returned to Revenue District Office for reinvestigation and further verification.

On December 8, 2009, the Parent Company received BIR's Final Decision on Disputed Assessment for deficiency taxes for the 2006 taxable year. The final decision of the BIR seeks to collect deficiency assessments totaling to P3.30 million. However, on January 15, 2010, the Parent Company appealed the final decision of the BIR with the Court of Tax Appeals (CTA) on the grounds of lack of legal and factual bases in the issuance of the assessments.

In its decision promulgated on November 13, 2012, the CTA upheld the expanded withholding tax (EWT) assessment and cancelled the VAT and compromise penalty assessments. The Parent Company decided not to contest the EWT assessment. The BIR filed its motion for reconsideration (MR) on December 4, 2012 and on April 24, 2013, the Court issued its amended decision reinstating the VAT assessment. The Parent Company filed its MR on the amended decision that was denied by the CTA in its resolution promulgated on September 13, 2013.

The Parent Company appealed the case to the CTA sitting En Banc on October 21, 2013. The CTA En Banc decision promulgated on December 4, 2014 affirmed the VAT and EWT assessments. The EWT assessment was paid on March 3, 2013.

The CTA En Banc decision was appealed to the SC on February 5, 2015 covering the VAT assessment only.

As at December 31, 2017, the Parent Company is still awaiting the SC's decision.

On May 02, 2018, the legal counsel served copies of the reply in the case pending before the Court of Tax Appeals.

Management and its legal counsels believe that the position of the Parent Company is sustainable, and accordingly, believe that the Parent Company does not have a present obligation (legal or constructive) with respect to the assessment.

**MANAGEMENT DISCUSSION AND ANALYSIS
OF FINANCIAL CONDITIONS AND RESULTS OF OPERATIONS**

Below are the results of operations of the Parent Company and its subsidiaries, for the period ending June 30, 2023 and 2022 together with its financial conditions as of the same period.

RESULTS OF OPERATIONS

	June 2023	June 2022
Revenues	862,489,747	639,671,394
Less: Costs and Expenses	546,066,448	403,965,304
Net Income (Loss) Before Fixed Financial and Other Charges	316,423,299	235,706,090
Less: Fixed Financial and Other Charges (Dep'n and Amort'n, and Interest)	246,420,313	89,803,935
Income (Loss) before Income Tax	70,002,985	145,902,155
Income Tax Expense (Benefit)	5,019,083	51,499
Income (Loss) before Share in Minority Interest	64,983,903	145,850,656
Share of Minority Interest	(19,517,575)	(2,564,575)
Net Income (Loss)	64,983,903	145,850,655
Earnings (loss) Per share	.034	.059

Period ended June 30, 2023 compared to Period Ended June 30, 2022.

Income Statement

Hotels and other subsidiaries gross revenue for the 2nd quarter of 2023 was 35% higher than previous year. Consolidated costs and expenses for all properties increased by 35% as compared from last year due to increased bookings and functions.

Seasonality or Cyclicity of Interim Operations

1ST QUARTER

The meetings and events industry has begun the long and challenging road to recovery. The Group opened its facilities and functions for special events and accommodated local guests through online bookings and walk-ins, government and corporate clients that include airline, telecommunication and utility companies. For Food and Beverage, the Group has reimagined the outlet menus boosting promotions for clients to get to taste our sumptuous dishes right at the outlets.

2ND QUARTER

The hotel operations were increasing not just with meetings and conventions, food and beverage outlets but also with the room accommodation. Presentation of top five performance indicators for second quarter is shown as follows.

TOP FIVE (5) PERFORMANCE INDICATORS

	30-Jun-23	30-Jun-22
Occupancy Percentage	74.39%	58.43%
Average Room Rates	2,947.70	2,200.74
Food Covers	173,075.67	130,662.88
Average Food Checks	465.85	428.16
Average Food Costs	39%	40%

Occupancy Percentage

The occupancy percentage is 74.39%. Occupancy percentage is computed by dividing the total number of rooms sold over the total number of rooms available for sale.

Average Room Rate

Average room rate is Php 2,947.70. Average room rate is computed by dividing the net rooms revenue over the total number of rooms sold.

Food Covers

Food covers are 173,075.67. Food covers pertains to the number of guests that availed of the restaurants services.

Average Food Check

The average food check or average consumption per guest is Php 465.85. Average Food Check is derived by dividing the total food and beverage revenue by total food covers.

Average Food Cost

The average food cost is 39%. Average Food Cost is computed by dividing the cost of sales food by revenue plus allowance.

FINANCIAL CONDITION

Cash and cash equivalents – This account decreased by P144M which is 43% lower from last year.

Receivables – has decreased by 21% from P960M in June 2022 to P760M in 2023.

Notes Receivable – Increased by 5%.

Inventories – Inventories increased by 9% from June last year.

Due from related parties-current portion – Has increased from zero June of last year. This represents interest bearing advances to TWGI, PRC and Crisanta Realty.

Prepaid expenses and other current assets – An increase of P199M from June last year have been noted. Prepaid expenses are defined as payment for services and/or benefits yet to be performed or received; it also includes prepaid taxes and insurance.

Property plant & equipment – There was a 3% increase from last year. In compliance with PAS 27, property and equipment (except operating and transportation equipment) were carried at revalued amounts effective 2009.

Other noncurrent assets – There is an increase of 4.80% from June last year.

Current Liabilities – The account consisted of trade payable, income tax payable, accruals and loans payable. The account increased by 19% from last year.

Loans Payable – Current portion of the loan has increased by 72%.

Noncurrent liabilities – The account resulted in an increase of 102% from June of previous year.

Key Variable and Other Qualitative and Quantitative Factors:

a. Any known Trends, Events or Uncertainties

The Group has assessed that it will still have a continued operation after the previous year's challenges. The full impact on the Group will depend on the duration of this unique crisis and how it severely impacts the economy going forward, with a range of potential outcomes too large to provide a meaningful quantification at this point. The subsequent impact of this outbreak especially on the Group's estimates of provision on financial instruments and recoverability of nonfinancial assets will be determined, quantified and recognized in the Group's financial statements when these become estimable.

b. There are no events that will trigger direct or contingent financial obligation that is material to the company, including any default or acceleration of an obligation.

Omnibus Security and Loan Agreement Covenants

As of December 31, 2022, the Group's debt service coverage ratio has fallen below the agreed threshold, but the Group was able to obtain a waiver for the breach (see Note 26). As at the date of the authorization of the financial statements, the Group is not in default and continues to pay the maturing interest and principal in a timely manner.

c. There are no material off-balance sheet transactions, arrangements, obligations (including, contingent obligations), and other relationships of the company with unconsolidated entities or other persons created during the reporting period.

d. The group is not subject to externally-imposed capital requirements.

Financial Risk and Capital Management Objectives and Policies

The Group's principal financial instruments comprise of cash and cash equivalents, receivables, notes receivable, due from related parties, short-term investments, equity securities - at FVOCI, other noncurrent assets (excluding advances to contractors and advances to supplier), accounts payable and accrued expenses (excluding local taxes, output VAT and withholding taxes), loans payable, due to a related party, lease liabilities, other current liabilities (excluding deferred income), concessionaires' deposits and retention payables. These financial instruments arise directly from operations.

The main risks arising from the financial instruments of the Group are credit risk, liquidity risk and market risk. There has been no change to the Group's exposure to risks or the manner in which it manages and measures the risks in prior financial years. The Group's management reviews and approves policies for managing each of these risks and they are summarized as follows:

Credit Risk

Credit risk is the risk of financial loss to the Group if a customer or counterparty to a financial instrument fails to meet its contractual obligations, and arises principally from the Group's receivables.

The Group has established a credit policy under which each new customer is analyzed individually for creditworthiness before the Group's standard payment and delivery terms and conditions are offered. The Group's review includes external ratings, if they are available, financial statements, credit agency information, industry information, and in some cases bank references. The Group limits its exposure to credit risk by establishing credit limits and maximum payment period for each customer, reviewing outstanding balances to minimize transactions with customers in industries experiencing particular economic volatility.

With respect to credit risk from other financial assets of the Group, which mainly comprise of due from related parties, the exposure of the Group to credit risk arises from the default of the counterparty, with a maximum exposure equal to the carrying amount of these instruments.

There is no other significant concentration of credit risk in the Group.

The credit grades used by the Group in evaluating the credit quality of its receivables to customers and other parties are the following:

Grade A financial assets pertain to financial assets that are neither past due nor impaired which have good collection status. These financial assets are those which have high probability of collection, as evidenced by counterparties having ability to satisfy their obligations.

Grade B financial assets are those past due but not impaired financial assets and with fair collection status. These financial assets include those for which collections are probable due to the reputation and the financial ability to pay off the counterparty but have been outstanding for a length of time.

Grade C financial assets are those which have continuous default collection issues. These financial assets have counterparties that are most likely not capable of honoring their financial obligations

The credit quality of the Group's financial assets that are neither past due or impaired is considered to be of good quality and expected to be collectible without incurring any credit losses.

Information on the Group's receivables and due from related parties that are impaired as of December 31, 2022 and 2021 and the movement of the allowance used to record the impairment losses are disclosed in Notes 5 and 8 to the consolidated financial statements.

Liquidity Risk

Liquidity risk is the risk that the Group will not be able to meet its financial obligations as they fall due.

The Group monitors and maintains a level of cash deemed adequate by the management to finance the Group's operation and mitigate the effects of fluctuations in cash flows. Additional short-term funding is obtained through related party advances and from bank loans, when necessary.

Ultimate responsibility for liquidity risk management rests with the BOD, which has established an appropriate liquidity risk management framework for the management of the Group's short, medium and long-term funding and liquidity management requirements. The Group manages liquidity risk by maintaining adequate reserves, by continuously monitoring forecast and actual cash flows and matching the maturity profiles of financial assets and liabilities. For the Group's short-term funding, the Group's policy is to ensure that there are sufficient working capital inflows to match repayments of short-term debt.

Market Risk

Market risk is the risk that the fair value or cash flows of a financial instrument of the Group will fluctuate due to change in market prices. Market risk reflects interest rate risk, currency risk and other price risks.

The Group is primarily exposed to the financial risk of changes in equity prices of its equity securities - at FVOCI.

Interest Rate Risk

Cash flow interest rate risk is the risk that the future cash flow of the financial instruments will fluctuate because of the changes in market interest rates. Fair value interest rate risk is the risk that the fair value of a financial instrument will fluctuate due to changes in market interest rates.

The Group's financial instrument that is primarily exposed to interest risk is the interest-bearing funds made available by the Parent Company to WCCCHI to finance the construction of the Cebu City Hotel Project. Such funds were substantially sourced from a P375.00 million loan from SSS, as well as the stock rights offering of the Parent Company. In 2006, the Parent Company charged WCCCHI on the related interests and penalties on the contention that the latter benefited from the proceeds of the SSS loan. Starting 2017, WCCCHI was not anymore charged with the interest on SSS loan because the Parent Company has assessed that if it has already fulfilled its obligations related to its use of proceeds from such loan.

Cash flow interest rate risk exposure is managed within parameters approved by management. If the exposure exceeds the parameters, the Group enters into hedging transactions.

Equity Price Risk

Equity price risk is the risk that fair value of future cash flows of a financial instrument will fluctuate because of changes in market prices (other than those arising from interest rate risk or currency risk), whether those changes are caused by factors specific to the individual financial instrument or its issuer, or factors affecting all similar financial instruments traded in the market.

The Group is exposed to equity price risk because of its investment in shares of stock of WPI which are listed on the PSE totaling 19.9 million shares as at December 31, 2022 and 2021 (see Note 8f). The Group has also invested in shares of stock of WMPD amounting to P50.00 million representing 5% of the total capital stock of WMPD (see Note 8f).

The Group monitors the changes in the price of the shares of stock of WII. In managing its price risk, the Group disposes of existing or acquires additional shares based on the economic conditions.

Fair Value of Financial Assets and Liabilities

The carrying amount of cash and cash equivalents, receivables, current portion of due from related parties, accounts payable and accrued expenses and other current liabilities approximate their fair values due to the short-term maturity of these instruments.

The fair value of interest-bearing due from related parties and loans payable is based on the discounted value of expected future cash flows using the applicable market rates for similar types of instruments as of the reporting date, thus, the carrying amount approximates fair value.

The fair value of listed investment was determined using the closing market price of the investment listed on the PSE as of December 31, 2022 and 2021.

Risk Management Structure

Board of Directors

The BOD is mainly responsible for the overall risk management approach and for the approval of risk strategies and principles of the Group. It also has the overall responsibility for the development of risk strategies, principles, frameworks, policies and limits. It establishes a forum of discussion of the Group's approach to risk issues in order to make relevant decisions.

Risk Management Committee

Risk management committee is responsible for the comprehensive monitoring, evaluating and analyzing of the Group's risks in line with the policies and limits set by the BOD.

Capital Management

The primary objective of the Group's capital management is to ensure its ability to continue as a going concern and that it maintains a strong credit rating and healthy capital ratios in order to support its business and maximize shareholder value. Capital is defined as the invested money or invested purchasing power, the net assets or equity of the entity. The Group's overall strategy remains unchanged from 2023 and 2022.

The Group manages its capital structure and makes adjustments to it, in light of changes in economic conditions. To maintain or adjust the capital structure, the Group may adjust the dividend payment to shareholders, return capital to shareholders or issue new shares. For purposes of the Group's capital management, capital includes all equity items that are presented in the consolidated statement of changes in equity, except for revaluation surplus on property and equipment, retirement benefits reserve, foreign currency translation adjustment and fair value reserve.

The Group's capital management, among other things, aims to ensure that it meets financial covenants attached to the omnibus and security loan agreement. Breaches in meeting the financial covenants would permit the bank to immediately call the loans.

WATERFRONT PHILIPPINES, INCORPORATED AND SUBSIDIARIES
CONSOLIDATED STATEMENTS OF FINANCIAL POSITION
As of June 30, 2023

Annex A
Page 1 of 5

	Unaudited June 30, 2023	Unaudited June 30, 2022	Audited December 31, 2022
ASSETS			
Current Assets			
Cash and cash equivalents	439,835,005	772,311,928	583,888,860
Receivables - net	760,290,420	960,767,220	873,865,491
Notes receivable	226,838,596	216,613,398	247,382,185
Insurance receivable	-	-	-
Inventories	28,576,747	26,250,025	29,102,436
Due from related parties - current portion	1,788,944,830	-	2,239,921,125
Prepaid expenses and other current assets	235,354,238	36,283,108	248,400,444
Total Current Assets	3,479,839,836	2,012,225,679	4,222,560,541
Noncurrent Assets			
Due from related parties - noncurrent portion	1,889,505,574	1,913,940,698	3,921,476,815
Goodwill	-	-	-
Property and equipment - net	10,068,471,526	9,817,893,574	11,001,110,315
Equity Securities - at fair value through other compreh	70,270,300	327,000	69,943,300
Right-of-use assets -net	142,281,749	147,417,469	118,357,933
Deferred tax assets	-	-	270,406,996
Retirement liability (asset)	-	-	72,916,925
Other noncurrent assets	949,218,648	905,727,042	731,755,873
Total Noncurrent Assets	13,119,747,797	12,785,305,783	16,185,968,157
	16,599,587,633	14,797,531,462	20,408,528,698
LIABILITIES AND EQUITY			
Current Liabilities			
Accounts payable and accrued expenses	1,790,146,355	1,636,704,048	1,692,671,289
Loans payable - current portion	935,023,519	542,385,782	595,000,000
Income tax payable	579,969	-	54,330,458
Contract payable	-	-	116,255
Provisions	-	-	-
Other current liabilities	40,875,662	149,488,880	32,951,372
Total Current Liabilities	2,766,625,505	2,328,578,710	2,375,069,374
Noncurrent Liabilities			
Loans payable - noncurrent portion	2,885,000,000	-	2,775,000,000
Deferred tax liabilities	1,623,590,121	1,514,678,899	2,275,106,979
Retirement benefits liability	-	-	-
Lease Liabilities - net of current portion	-	-	-
Other noncurrent liabilities	546,065,209	983,697,239	591,103,674
Total Noncurrent Liabilities	5,054,655,330	2,498,376,138	5,641,210,653
Total Liabilities	7,821,280,835	4,826,954,848	8,016,280,027
Equity Attributable to Equity Holders of the Parent Company			
Capital stock	2,498,991,753	2,498,991,753	2,498,991,753
Additional paid-in capital	706,364,357	706,364,357	706,364,357
Revaluation surplus in property and equipment	1,732,534,383	3,524,589,164	5,348,848,901
Foreign currency translation adjustment	55,128,777	55,128,777	70,558,260
Fair value reserve	7,692,830	4,284,906	4,284,906
Retirement benefits reserve	(27,737,202)	72,202,333	154,436,033
Retained Earnings/(Deficit):	-	-	-
Appropriated	-	-	-
Unappropriated	2,815,125,992	1,864,695,713	2,256,905,590
Total Equity Attributable to Equity Holders of the Par	7,788,100,890	8,726,257,004	11,040,389,800
Non-controlling Interest	990,205,908	1,244,319,611	1,351,858,871
	16,599,587,633	14,797,531,462	20,408,528,698
Total Shareholders	8,778,306,798	9,970,576,615	12,392,248,671

See Notes to the Consolidated Financial Statements.

WATERFRONT PHILIPPINES, INCORPORATED AND SUBSIDIARIES
CONSOLIDATED STATEMENTS OF COMPREHENSIVE INCOME
For the Quarter Ended June 30, 2023

Annex A
Page 2 of 5

	Unaudited	Unaudited	Audited
	April-June 2023	April-June 2022	December 31, 2022
REVENUES			
Hotel	228,068,116	81,334,887	1,461,918,233
Nonhotel	276,732,040	258,339,387	24,522,816
Interest and other income	(13,364,818)	14,091,162	91,418,445
	491,435,337	353,765,435	1,577,859,494
COSTS AND EXPENSES			
Cost of sales			
Hotel	132,215,415	31,097,771	683,109,947
Nonhotel	188,509,506	183,647,456	310,267,138
	320,724,921	214,745,227	993,377,085
	170,710,416	139,020,208	584,482,409
OTHER EXPENSES (INCOME)			
Depreciation and amortization	51,753,482	38,534,351	295,364,488
Interest expense	148,383,634	(874,057)	166,383,473
Penalties and other charges	-	-	-
Impairment losses, bad debts written off and provisions	-	-	308,514
(Gain from insurance claims) casualty losses - net	-	-	-
Interest income	-	-	-
Foreign exchange losses (gains) - net	-	-	5,617,637
Others - net	(9,495,604)	-	-
	190,641,512	37,660,294	467,674,112
INCOME(LOSS) BEFORE INCOME TAX	(19,931,096)	101,359,914	116,808,297
INCOME TAX EXPENSE (BENEFIT)	5,019,083	51,499	65,925,125
NET INCOME (LOSS)	(24,950,179)	101,308,415	50,883,172
OTHER COMPREHENSIVE INCOME			
Appraisal on increase on property and equipment	-	-	864,622,641
Foreign currency translation differences for foreign operations	-	-	15,429,483
Actuarial gains on defined benefit plan	-	-	10,007,878
Net change in fair value of AFS investment	-	-	-
Reduction of deferred tax liability relating to revaluation surplus	-	-	-
Deferred tax effect	-	-	(218,657,631)
	-	-	671,402,371
TOTAL COMPREHENSIVE INCOME (LOSS)	(24,950,179)	101,308,415	722,285,543
EARNINGS PER SHARE - Basic and Diluted	(0.006)	0.042	0.033
<i>There are no dilutive potential shares</i>			
<i>Forward</i>			
	2023	2022	2022
Net income/(loss) attributable to:			
Equity holders of the Parent Company	(15,105,874)	103,872,990	82,789,942
Non-controlling interest	(9,844,305)	(2,564,576)	(31,906,770)
	(24,950,177)	101,308,415	50,883,172
Total comprehensive income (loss) attributable to:			
Equity holders of the Parent Company	(15,105,874)	103,872,991	585,400,417
Non-controlling interest	(9,844,305)	(2,564,575)	136,885,126
	(24,950,177)	101,308,417	722,285,543
EARNINGS PER SHARE - Basic and Diluted	(0.006)	0.042	0.033
<i>See Notes to the Consolidated Financial Statements.</i>			

	Unaudited June 30, 2023	Unaudited June 30, 2022	Audited December 31, 2022
REVENUES			
Hotel	558,297,983	351,699,034	1,461,918,233
Nonhotel	279,046,138	261,736,232	24,522,816
Interest and other income	25,145,626	26,236,129	91,418,445
	862,489,747	639,671,395	1,577,859,494
COSTS AND EXPENSES			
Cost of sales			
Hotel	249,261,060	163,529,783	683,109,947
Nonhotel	296,805,388	240,435,521	310,267,138
	546,066,448	403,965,304	993,377,085
	316,423,299	235,706,090	584,482,409
OTHER EXPENSES (INCOME)			
Depreciation and amortization	84,168,435	76,809,748	295,364,488
Interest expense	162,251,878	12,994,187	166,383,473
Penalties and other charges	-	-	-
Impairment losses, bad debts written off and provisions	-	-	308,514
(Gain from insurance claims) casualty losses - net	-	-	-
Interest income	-	-	-
Foreign exchange losses (gains) - net	-	-	5,617,637
Others - net	-	-	-
	246,420,313	89,803,935	467,674,112
INCOME(LOSS) BEFORE INCOME TAX	70,002,985	145,902,155	116,808,297
INCOME TAX EXPENSE (BENEFIT)	5,019,083	51,499	65,925,125
NET INCOME (LOSS)	64,983,903	145,850,656	50,883,172
OTHER COMPREHENSIVE INCOME			
Appraisal on increase on property and equipment	-	-	864,622,641
Foreign currency translation differences for foreign operations	-	-	15,429,483
Actuarial gains on defined benefit plan	-	-	10,007,878
Net change in fair value of AFS investment	-	-	-
Reduction of deferred tax liability relating to revaluation surplus	-	-	-
Deferred tax effect	-	-	(218,657,631)
	-	-	671,402,371
TOTAL COMPREHENSIVE INCOME (LOSS)	64,983,903	145,850,656	722,285,543
EARNINGS PER SHARE - Basic and Diluted	0.034	0.059	0.033

	2023	2022	2022
Net loss attributable to:			
Equity holders of the Parent Company	84,501,477	148,415,231	82,789,942
Non-controlling interest	(19,517,575)	(2,564,575)	(31,906,770)
	64,983,903	145,850,656	50,883,172
Total comprehensive income (loss) attributable to:			
Equity holders of the Parent Company	84,501,477	148,415,231	585,400,417
Non-controlling interest	(19,517,575)	(2,564,575)	136,885,126
	64,983,903	145,850,656	722,285,543
EARNINGS PER SHARE - Basic and Diluted	0.034	0.059	0.033

See Notes to the Consolidated Financial Statements.

WATERFRONT PHILIPPINES, INCORPORATED AND SUBSIDIARIES
CONSOLIDATED STATEMENTS OF CHANGES IN EQUITY
As of June 30, 2023

Annex A
Page 4 of 5

	Unaudited June 30, 2023	Unaudited June 30, 2022	Audited December 31, 2022
EQUITY ATTRIBUTABLE TO EQUITY HOLDERS OF THE PARENT COMPANY			
Capital stock - P1 par value per share	2,498,991,753	2,498,991,753	2,498,991,753
Additional Paid-in Capital	706,364,357	706,364,357	706,364,357
Revaluation Surplus in Property and Equipment			
Balance at beginning of year	5,348,848,901	5,196,085,893	5,196,085,893
Other comprehensive income - net of income tax effect	(3,616,314,518)	(1,671,496,729)	479,759,069
Derecognition of land held under finance lease due to acquisition of a subsidiary	-	-	-
Transfer of revaluation surplus absorbed through depreciation	-	-	(326,996,061)
Balance at end of year	1,732,534,383	3,524,589,164	5,348,848,901
Unrealized Valuation Gain (Loss) on AFS Investments			
Balance at beginning of year	-	-	-
Valuation loss taken into equity during the year	-	-	-
Change in equity ownership of non-controlling interest in a subsidiary	-	-	-
Balance at end of year	-	-	-
Foreign Currency Translation Adjustment			
Balance at beginning of year	70,558,260	55,128,777	55,128,777
Other comprehensive income - net of income tax effect	(15,429,483)	-	15,429,483
Balance at end of year	55,128,777	55,128,777	70,558,260
Retained Earnings/(Deficit)			
Appropriation for renovation and business expansion	-	-	-
Unappropriated	-	-	-
Balance at beginning of year	2,256,905,590	1,847,119,587	1,847,119,587
Transfer of revaluation surplus absorbed through depreciation	-	-	326,996,061
Change in retirement benefits reserve	493,236,498	(127,520,435)	-
Net income for the year	64,983,903	145,096,561	82,789,942
Balance at end of year	2,815,125,991	1,864,695,713	2,256,905,590
Total deficit	2,815,125,991	1,864,695,713	2,256,905,590
	7,808,145,261	8,649,769,764	10,881,668,861
Fair value reserve, beginning of the year	4,284,906	4,284,906	4,284,906
Other comprehensive income-net tax effect	3,407,924	-	-
Total fair value reserve	7,692,830	4,284,906	4,284,906
Retirement benefits reserve, beginning of the year	154,436,033	147,014,110	147,014,110
Other comprehensive income-net tax effect	(182,173,235)	(74,811,777)	7,421,923
Total retirement benefits reserve	(27,737,202)	72,202,333	154,436,033
Total Equity Attributable to Equity Holders of the Parent Company	7,788,100,889	8,726,257,003	11,040,389,800
NON-CONTROLLING INTEREST			
Balance at beginning of year	1,351,858,871	1,214,973,745	1,214,973,745
Derecognition related to land due to recession of finance lease	-	-	-
Change in equity ownership of non-controlling interest in a subsidiary	-	-	-
Valuation loss on AFS investments taken into equity during the year	-	-	-
Reacquisition of APHC shares	-	-	-
Other comprehensive income - net of income tax effect	(342,135,388)	31,910,441	168,791,896
Net income/(loss) for the year	(19,517,575)	(2,564,575)	(31,906,770)
Balance at end of year	990,205,908	1,244,319,611	1,351,858,871
	8,778,306,797	9,970,576,614	12,392,248,671

See Notes to the Consolidated Financial Statements.

WATERFRONT PHILIPPINES, INCORPORATED AND SUBSIDIARIES
CONSOLIDATED STATEMENTS OF CASH FLOWS
As of June 30, 2023

Annex A
Page 5 of 5

	Unaudited June 30, 2023	Unaudited June 30, 2022	Audited December 31, 2022
CASH FLOWS FROM OPERATING ACTIVITIES			
Income before income tax	70,002,985	145,850,656	116,808,297
Adjustments for:			
Depreciation and amortization	84,168,435	76,809,748	295,364,489
Interest expense	162,251,878	12,994,187	166,383,473
(Gain from insurance claims) casualty losses - net	-	-	-
Retirement benefit costs	-	(70,139,704)	4,094,139
Provisions	-	-	-
Unrealized foreign exchange loss (gain)	-	-	21,058,768
Gain on Reversal of Allowance for Impairment Losses	-	-	-
Income due to rent concession	-	-	(485,346)
Impairment losses	-	-	308,514
Interest income	(25,145,626)	10,078,939	(91,418,446)
Operating income before working capital changes	291,277,672	175,593,826	512,113,888
Decrease (increase) in:			
Receivables	134,118,660	(225,409,278)	(157,166,670)
Inventories	525,689	(2,380,170)	(5,232,581)
Prepaid expenses and other current assets	(10,877,610)	104,786,014	(29,857,156)
Increase (decrease) in:			
Accounts payable and accrued expenses	97,475,066	46,457,089	(11,018,597)
Other current liabilities	99,692,943	(31,554,693)	(10,419,338)
Cash generated from operations	612,212,421	67,492,788	298,419,546
Interest received	25,145,626	(10,078,939)	5,484,594
Income taxes paid	(53,750,489)	(40,276,345)	(88,882,125)
Retirement plan contributions paid	-	-	-
Benefits paid	-	-	(1,500,000)
Interest paid	(162,251,878)	(12,994,187)	(36,400,906)
Net cash provided by operating activities	421,355,680	4,143,317	177,121,109
CASH FLOWS FROM INVESTING ACTIVITIES			
Acquisitions of property and equipment	848,470,354	273,305,521	(464,464,704)
Investment in a subsidiary	-	-	-
Due from related parties	(1,424,455,686)	(218,838,874)	(2,402,164,907)
Proceeds from insurance claims on property damage	-	-	-
Proceeds from sale of property and equipment	-	-	-
Notes Receivable	20,543,589	18,659,121	(3,531,198)
Increase in other noncurrent assets	(414,952,846.16)	(103,631,142)	53,182,749
Net cash used in investing activities	(970,394,589)	(30,505,374)	(2,816,978,060)
CASH FLOWS FROM FINANCING ACTIVITIES			
(Increase)Decrease in loans payable	450,023,519.00	-467,720,600	2,359,893,618
Change in due to a related party	-	-	-
Proceeds from loan availment	-	-	-
Increase (decrease) in other noncurrent liabilities	(45,038,465.00)	422,599,475	20,057,083
Loan Payment	-	-	-
Payment of Lease Liabilities	-	-	-
Net cash provided by (used in) financing activities	404,985,054	(45,121,125)	2,379,950,701
INCREASE (DECREASE) IN TRANSLATION ADJUSTMENT FOR THE YEAR			
NET INCREASE (DECREASE) IN CASH AND CASH EQUIVALENTS	(144,053,855)	(71,483,182)	(259,906,250)
CASH AND CASH EQUIVALENTS AT BEGINNING OF YEAR	583,888,860	843,795,109	843,795,110
CASH AND CASH EQUIVALENTS AT END OF YEAR	439,835,005	772,311,928	583,888,860

See Notes to the Consolidated Financial Statements.

WATERFRONT PHILIPPINES, INCORPORATED AND SUBSIDIARIES
SCHEDULE OF AGING OF ACCOUNTS RECEIVABLE FOR SEC REPORTING
As of June 30, 2023

Trade Receivables	0-30 days	31-60 days	61-90 days	91-120 days	121 days over	Total
Waterfront Cebu City Casino Hotel Inc.	27,267,686.09	8,063,347.02	3,048,239.75	4,846,273.93	136,933,618.82	180,159,165.61
Waterfront Airport Hotel and Casino	(1,447,279.90)	438,637.25	1,970,596.77	-	62,711,647.35	63,673,601.47
Waterfront Insular Hotel Davao	17,432,395.11	416,065.25	184,709.85	(1,355,717.19)	9,607,756.23	26,285,209.25
Acesite Phils. Hotel Corporation					18,346,443.00	18,346,443.00
Total	43,252,801.30	8,918,049.52	5,203,546.37	3,490,556.74	227,599,465.40	288,464,419.33

Certification

I, RICHARD L. RICARDO, Compliance Officer of WATERFRONT PHILIPPINES, INC., with SEC Registration Number AS094-8678 with principal office at NO. 1 WATERFRONT DRIVE, OFF SALINAS DRIVE, LAHUG, CEBU CITY, on oath state:

- 1.) That on behalf of WATERFRONT PHILIPPINES, INC., I have caused this SEC **Form 17 Q2** to be prepared;
- 2.) That I read and understood its contents which are true and correct with my own personal knowledge and/or based on true records;
- 3.) That the company WATERFRONT PHILIPPINES, INC., will comply with the requirements set forth by SEC for a complete and official submission of reports and/or documents through electronic mail; and
- 4.) That I am fully that documents filed online which requires pre-evaluation and/or processing fee shall be considered complete and officially received only upon payment of processing fee.


IN WITNESS WHEREOF, I have hereunto set my hands this _____ day of AUG 10 2023, 2023.


RICHARD L. RICARDO
Affiant

SUBSCRIBED AND SWORN to before me this _____ day of AUG 10 2023 2023.

NOTARY PUBLIC

Doc. No. 255
Page No. 51
Book No. 25
Series of 2023


ATTY. GILBERTO B. PASIMANERO
Notary Public until December 31, 2023
Notarial Commission 2022 - 052
IBP# 165727; Pasig for yr. 2023
PTR# 0861164; MIA - 1-3-2023
Roll # 25473; TIN# 103-098-346
MCLE Exempt. No. VII-NP004370 'til 4-14-2025



August 02, 2023

Philippine Stock Exchange, Inc.
PSE Tower, 5th Avenue corner 28th Street
Bonifacio Global city, Taguig City

Attention: Ms. Alexandra D. Tom Wong
Officer-In-Charge, Disclosure Department

Gentlemen:

In compliance with Section 17.13 of the Revised Disclosure Rules of the Philippine Stock Exchange, Inc. and the Memo for the Brokers dated on November 08, 2007, we report herewith the foreign ownership level Of Waterfront Philippines, Incorporated (WPI) for the month of July 2023 as follows:

Report Type:

☐ Daily
☒ Monthly

Report Date: July 31, 2023

VOTING SHARES

Security Type	Description of Security Type	Stock Symbol	Number of Foreign-Owned Shares	Number of Local-Owned Shares	Number of Outstanding Voting Shares
Common	-	WPI	45,859,839	2,453,131,914	2,498,991,753

Foreign Ownership Level of Total Outstanding Voting Shares (in%) 1.84%

NON-VOTING SHARES

Security Type	Description of Security Type	Stock Symbol	Number of Foreign-Owned Shares	Number of Local-Owned Shares	Number of Outstanding Voting Shares

Foreign Ownership Level of Total Outstanding Shares (in%) 1.84%

Foreign Ownership Limit (in%) No limit

Other Relevant Information _____

Very truly yours,

STOCK TRANSFER SERVICE, INC.
Transfer Agent

RICHARD D. REGALA, JR.
General Manager



August 02, 2023

**Philippine Stock Exchange, Inc.
PSE Tower, 5th Avenue corner 28th Street
Bonifacio Global City, Taguig City**

**Attention: Ms. Alexandra D. Tom Wong
Officer-In-Charge, Disclosure Department**

Gentlemen:

In compliance with PSE Disclosure Rules Section 17.6, we are pleased to submit this report on the number of shareholders owning at least one board lot of Waterfront Philippines, Incorporated (WPI) as of July 2023 to wit:

For the month ended: July 31, 2023

Details:

Stock Symbol	Last Trading Date	Last Closing Price	Number of Shares per Board Lot	Total Number of Shareholders Owning at Least One Board Lot
WPI	July 31, 2023	0.45	10,000	196

Total No. of Stockholders: 429

Certified by:

**STOCK TRANSFER SERVICE, INC.
Transfer Agent**

A handwritten signature in black ink, appearing to read 'RDR', is written over a light blue circular stamp.

**RICHARD D. REGALA, JR.
General Manager**

The Exchange does not warrant and holds no responsibility for the veracity of the facts and representations contained in all corporate disclosures, including financial reports. All data contained herein are prepared and submitted by the disclosing party to the Exchange, and are disseminated solely for purposes of information. Any questions on the data contained herein should be addressed directly to the Corporate Information Officer of the disclosing party.

Waterfront Philippines, Incorporated WPI

PSE Disclosure Form 17-12-A - List of Top 100 Stockholders (Common Shares) *Reference: Section 17.12 of the Revised Disclosure Rules*

Type of Securities

Common

For the period ended Jun 30, 2023

Description of the Disclosure

LIST OF TOP 100 STOCKHOLDERS

Number of Issued Common Shares	2,498,991,753
Number of Treasury Common Shares, if any	0
Number of Outstanding Common Shares	2,498,991,753
Number of Listed Common Shares	2,498,991,753
Number of Lodged Common Shares	1,180,682,374
; ;PCD Nominee - Filipino	1,135,642,073
; ;PCD Nominee - Non-Filipino	45,040,301
Number of Certificated Common Shares	1,318,309,379

Change from previous submission

MARCH 31, 2023
PCD Nominee – Filipino - 1,136,109,073
PCD Nominee – Non-Filipino – 44,570,301
Lodged Common Shares - 1,180,679,374
Certificated Shares - 1,318,312,379

JUNE 30, 2023
PCD Nominee – Filipino – 1,135,642,073
PCD Nominee – Non-Filipino – 45,040,301
Lodged Common Shares – 1,180,682,374
Certificated Shares - 1,318,309,379

Filed on behalf by:

Name	Arsenio Alfiler, Jr.
Designation	Assistant Corporate Secretary

PSE Disclosure Form 17-12-A - List of Top 100 Stockholders (Common Shares)
Reference: Section 17.12 of the Revised Disclosure Rules

Type of Securities

??Common

**For the period
ended**

June 30, 2023

Description of the Disclosure

WPI PSE Disclosure List of Top 100 Stockholders

Number of Issued and Outstanding Common Shares	2,498,991,753
Number of Treasury Common Shares, if any	0
Number of Outstanding Common Shares	2,498,991,753
Number of Listed Common Shares	2,498,991,753
Number of Lodged Common Shares	1,180,682,374
PCD Nominee – Filipino	1,135,642,073
PCD Nominee – Non-Filipino	45,040,301
Number of Certificated Common Shares	1,318,309,379

Change from previous submission

Stock Transfer Service Inc.
WATERFRONT PHILIPPINES, INCORPORATED
List of Top 100 Stockholders
As of 06/30/2023

Page No. 1

Rank	Name	Holdings	Percentage
1	PCD NOMINEE CORP. (FILIPINO)	1,135,642,073	45.44%
2	THE WELLEX GROUP, INC.	1,128,466,800	45.16%
3	PCD NOMINEE CORP. (NON-FILIPINO)	45,040,301	01.80%
4	KENNETH T. GATCHALIAN	30,000,100	01.20%
5	REXLON T. GATCHALIAN	30,000,000	01.20%
6	WESLIE T. GATCHALIAN	30,000,000	01.20%
7	FORUM HOLDINGS CORPORATION	20,626,000	00.83%
8	PRIMARY STRUCTURES CORPORATION	16,212,500	00.65%
9	REXLON GATCHALIAN	14,740,000	00.59%
10	METRO ALLIANCE HOLDINGS & EQUITIES, INC.	14,370,000	00.58%
11	ELVIRA A. TING	10,000,009	00.40%
12	CATALINA ROXAS MELENDRES	6,246,000	00.25%
13	MANUEL H. OSMENA &/OR MANUEL L. OSMENA II	1,400,000	00.06%
14	ROLANDO M. LIM	1,142,500	00.05%
15	FELIPE A CRUZ, JR.	1,100,000	00.04%
16	MARIA CONCEPCION CRUZ	876,000	00.04%
17	FREYSSINET PHILIPPINES, INC.	770,000	00.03%
18	BENSON COYUCO	605,000	00.02%
19	DAVID LAO OSMENA	589,600	00.02%
20	LUCENA B. ENRIQUEZ	552,000	00.02%
21	EMILY LIM	500,000	00.02%
22	DEE HUA T. GATCHALIAN	350,000	00.01%
23	ARTHUR H. OSMENA &/OR JANE Y. OSMENA	330,000	00.01%
24	JOSE YAP &/OR CONCHITA YAP	330,000	00.01%
25	MARVIN J. GIROUARD	330,000	00.01%
26	ANA L. GO	300,000	00.01%

Stock Transfer Service Inc.
WATERFRONT PHILIPPINES, INCORPORATED
List of Top 100 Stockholders
As of 06/30/2023

Page No. 2

Rank	Name	Holdings	Percentage
27	SEGUNDO SEANGIO &/OR VIRGINIA SEANGIO	297,000	00.01%
28	CHARTERED COMMODITIES CORPORATION	294,999	00.01%
29	DOMINGO C GO	275,000	00.01%
30	SILVER GREEN INVESTMENTS LTD.	230,000	00.01%
31	MERIDIAN SEC., INC. A/C# 844	200,000	00.01%
32	GARY GO DYCHIAO	200,000	00.01%
33	CRISTINO NAGUIAT, JR.	181,500	00.01%
34	WILLIE TIO	159,500	00.01%
35	PIERCE INTERLINK SECURITIES, INC.	150,000	00.01%
36	BETO Y. LIM	150,000	00.01%
37	AURORA V. SAN JOSE	143,000	00.01%
38	YAN TO A. CHUA	132,000	00.01%
39	CELY S. LIM	112,200	00.00%
40	DEWEY CHOACHUY, JR	111,300	00.00%
41	JOHN CRHISTOPHER D. WEIGEL	110,000	00.00%
42	WANG YU HUEI	110,000	00.00%
43	WILSON CHUA &/OR BECKY QUE CHUA	110,000	00.00%
44	KENSTAR INDUSTRIAL CORPORATION	110,000	00.00%
45	WATERFRONT NOMINEES SDN BHD A/C#6	107,800	00.00%
46	MANUEL H. OSMENA &/OR GRELINA L. OSMENA	100,000	00.00%
47	MIZPAH HOLDINGS, INC.	100,000	00.00%
48	PACIFIC CONCORDE CORPORATION	100,000	00.00%
49	PACIFIC IMAGES, INC.	100,000	00.00%
50	PACIFIC REHOUSE CORPORATION	100,000	00.00%
51	PACIFIC WIDE REALTY DEVELOPMENT CORP.	100,000	00.00%
52	CATHAY SEC. CO., INC. A/C# 1030	100,000	00.00%

Stock Transfer Service Inc.
WATERFRONT PHILIPPINES, INCORPORATED
List of Top 100 Stockholders
As of 06/30/2023

Page No. 3

Rank	Name	Holdings	Percentage
53	CHESA HOLDINGS, INC.	100,000	00.00%
54	CHONG PENG YNG	100,000	00.00%
55	HANSON G. SO &/OR LARC Y MARICHI Y. SO	100,000	00.00%
56	CARRIE LIM	100,000	00.00%
57	ALVIN TAN UNJO	88,000	00.00%
58	TERESITA GO &/OR SATURNINA GO	87,000	00.00%
59	GEORGE U. YOUNG, JR	82,500	00.00%
60	ROLANDO D. DE LEON	66,000	00.00%
61	LIPPO SECURITIES, INC.	56,500	00.00%
62	L.M. GARCIA & ASS., INC. A/C# 160	55,000	00.00%
63	LEONG JEE VAN	55,000	00.00%
64	LIM TAY	55,000	00.00%
65	EDILBERTO &/OR ROSITA TANYU &/OR WELLINGTON HO VELASCO	55,000	00.00%
66	RENATO C. GENDRANO &/OR GENDRANO BERNADETTE	55,000	00.00%
67	KIRBY YU LIM	55,000	00.00%
68	FRUTO M. TEODORICO, JR	55,000	00.00%
69	VICKY L. CHAN	55,000	00.00%
70	PRIMITIVO C. CAL	55,000	00.00%
71	LYDIA J. SY	55,000	00.00%
72	MA. TERESA P. CRUZ	55,000	00.00%
73	NEIL JOHN A. YU	50,000	00.00%
74	ROBERTO L. UY	50,000	00.00%
75	SANDRA E. PASCUAL	50,000	00.00%
76	FRANCISCO C. SAN DIEGO	50,000	00.00%
77	UY TIAK ENG	50,000	00.00%
78	EBC SECURITIES CORPORATION	48,400	00.00%

Stock Transfer Service Inc.
WATERFRONT PHILIPPINES, INCORPORATED
List of Top 100 Stockholders
As of 06/30/2023

Page No. 4

Rank	Name	Holdings	Percentage
79	TAN DAISY TIENG	46,500	00.00%
80	EAST ASIA OIL & MINING COMPANY, INC.	40,000	00.00%
81	OCBC SECURITIES PHILS., INC.	40,000	00.00%
82	ADRIAN LONG	39,600	00.00%
83	GLADYS MAY L. OSMENA	39,600	00.00%
84	JAY JACOBS	39,600	00.00%
85	ROBERT KLING	39,600	00.00%
86	STEVE WOODWARD	39,600	00.00%
87	MEGHANN GAIL L. OSMENA	39,600	00.00%
88	MANILYNN L. OSMENA	39,600	00.00%
89	MANUEL L. OSMENA, II	39,600	00.00%
90	LUZ YAMANE	38,500	00.00%
91	LILY S. HO	36,300	00.00%
92	ABACUS SECURITIES CORPORATION	35,200	00.00%
93	LILIAN HONG	34,000	00.00%
94	LEONCIO TIU	33,000	00.00%
95	INTERNATIONAL POLYMER CORPORATION	33,000	00.00%
96	SEAFRONT RESOURCES CORP.	33,000	00.00%
97	ARTURO GUANZON	33,000	00.00%
98	TAN LIN LAY	30,000	00.00%
99	RAMONCITO ARCEO	30,000	00.00%
100	RODOLFO B. LEDESMA	30,000	00.00%

Total Top 100 Shareholders :	<u>2,496,895,882</u>	<u>99.91%</u>
------------------------------	----------------------	---------------

Total Issued Shares	<u>2,498,991,753</u>
---------------------	----------------------

WPI000000000 June 30, 2023

OUTSTANDING BALANCES FOR SPECIFIC COMPANY

June 30, 2023

WPI000000000

BPNAME	QUANTITY
UPCC SECURITIES CORP.	115,000
A & A SECURITIES, INC.	845,200
ABACUS SECURITIES CORPORATION	57,953,669
PHILSTOCKS FINANCIAL INC	64,388,806
A. T. DE CASTRO SECURITIES CORP.	34,000
ALL ASIA SECURITIES MANAGEMENT CORP.	202,500
ALPHA SECURITIES CORP.	2,517,000
BA SECURITIES, INC.	1,667,700
AP SECURITIES INCORPORATED	17,669,500
ANSALDO, GODINEZ & CO., INC.	2,785,700
AB CAPITAL SECURITIES, INC.	7,773,500
SB EQUITIES, INC.	3,844,100
ASIA PACIFIC CAPITAL EQUITIES & SECURITIES CORP.	832,800
ASIASEC EQUITIES, INC.	153,000
ASTRA SECURITIES CORPORATION	5,000
BELSON SECURITIES, INC.	3,970,100
JAKA SECURITIES CORP.	8,655,500
BPI SECURITIES CORPORATION	33,184,384
CAMPOS, LANUZA & COMPANY, INC.	2,442,202
SINCERE SECURITIES CORPORATION	1,045,000
CTS GLOBAL EQUITY GROUP, INC.	779,138
TRITON SECURITIES CORP.	36,009,450
IGC SECURITIES INC.	3,769,000
CUALOPING SECURITIES CORPORATION	110,500
DBP-DAIWA CAPITAL MARKETS PHILIPPINES, INC.	2,200
DAVID GO SECURITIES CORP.	1,859,000
DIVERSIFIED SECURITIES, INC.	4,443,800
E. CHUA CHIACO SECURITIES, INC.	8,900,500
EQUITABLE SECURITIES (PHILS.) INC.	27,200
EAST WEST CAPITAL CORPORATION	400,000
EASTERN SECURITIES DEVELOPMENT CORPORATION	3,321,200
EQUITIWORLD SECURITIES, INC.	347,600
EVERGREEN STOCK BROKERAGE & SEC., INC.	8,561,100
FIRST ORIENT SECURITIES, INC.	1,367,100
FIRST INTEGRATED CAPITAL SECURITIES, INC.	100
F. YAP SECURITIES, INC.	618,000
AURORA SECURITIES, INC.	876,700
GLOBALINKS SECURITIES & STOCKS, INC.	464,000
JSG SECURITIES, INC.	173,150
GOLDSTAR SECURITIES, INC.	4,365,300
GUILD SECURITIES, INC.	152,000

HDI SECURITIES, INC.	21,993,500
H. E. BENNETT SECURITIES, INC.	2,440,000
HK SECURITIES, INC.	9,100
I. ACKERMAN & CO., INC.	30,000
I. B. GIMENEZ SECURITIES, INC.	499,797
INVESTORS SECURITIES, INC,	1,157,000
IMPERIAL,DE GUZMAN,ABALOS & CO.,INC.	393,800
INTRA-INVEST SECURITIES, INC.	187,400
ASIAN CAPITAL EQUITIES, INC.	56,100
J.M. BARCELON & CO., INC.	921,500
STRATEGIC EQUITIES CORP.	1,006,400
LARRGO SECURITIES CO., INC.	122,000
LUCKY SECURITIES, INC.	263,500
LUYS SECURITIES COMPANY, INC.	1,154,500
MANDARIN SECURITIES CORPORATION	1,593,200
COL Financial Group, Inc.	128,781,903
DA MARKET SECURITIES, INC.	222,200
MERCANTILE SECURITIES CORP.	149,800
MERIDIAN SECURITIES, INC.	2,154,700
MDR SECURITIES, INC.	136,000
REGIS PARTNERS, INC.	66,300
MOUNT PEAK SECURITIES, INC.	20,000
NEW WORLD SECURITIES CO., INC.	2,329,000
OPTIMUM SECURITIES CORPORATION	3,799,650
RCBC SECURITIES, INC.	3,878,300
PAN ASIA SECURITIES CORP.	30,000
PAPA SECURITIES CORPORATION	1,150,200
MAYBANK SECURITIES, INC.	4,861,100
PLATINUM SECURITIES, INC.	23,000
PNB SECURITIES, INC.	2,023,260
PREMIUM SECURITIES, INC.	5,973,600
PRYCE SECURITIES, INC.	12,124
SALISBURY SECURITIES CORPORATION	15,300
QUALITY INVESTMENTS & SECURITIES CORPORATION	15,064,800
R & L INVESTMENTS, INC.	42,000
R. COYIUTO SECURITIES, INC.	6,303,100
REGINA CAPITAL DEVELOPMENT CORPORATION	7,582,876
R. NUBLA SECURITIES, INC.	2,622,500
AAA SOUTHEAST EQUITIES, INCORPORATED	2,216,200
R. S. LIM & CO., INC.	1,048,400
RTG & COMPANY, INC.	176,600
S.J. ROXAS & CO., INC.	1,003,500
SECURITIES SPECIALISTS, INC.	2,200
FIDELITY SECURITIES, INC.	75,500
SUMMIT SECURITIES, INC.	707,300
STANDARD SECURITIES CORPORATION	1,376,200
SUPREME STOCKBROKERS, INC	31,350

TANSENGCO & CO., INC.	720,400
THE FIRST RESOURCES MANAGEMENT & SECURITIES CORP.	37,200
TOWER SECURITIES, INC.	8,771,600
TRANS-ASIA SECURITIES, INC.	1,425,500
APEX PHILIPPINES EQUITIES CORPORATION	5,000
TRENDLINE SECURITIES CORPORATION	11,200
LANDBANK SECURITIES, INC.	2,332,700
UOB KAY HIAN SECURITIES (PHILS.), INC.	3,330,000
E.SECURITIES, INC.	3,300
VENTURE SECURITIES, INC.	216,900
FIRST METRO SECURITIES BROKERAGE CORP.	32,635,890
WEALTH SECURITIES, INC.	7,139,590
WESTLINK GLOBAL EQUITIES, INC.	550,381,440
BERNAD SECURITIES, INC.	142,100
WONG SECURITIES CORPORATION	27,500
YAO & ZIALCITA, INC.	409,200
YU & COMPANY, INC.	1,096,000
BDO SECURITIES CORPORATION	20,987,369
EAGLE EQUITIES, INC.	620,800
GOLDEN TOWER SECURITIES & HOLDINGS, INC.	2,061,576
SOLAR SECURITIES, INC.	6,330,600
G.D. TAN & COMPANY, INC.	15,614,300
PHILIPPINE EQUITY PARTNERS, INC.	2,431,950
UNICAPITAL SECURITIES INC.	1,894,900
SunSecurities, Inc.	400,000
ARMSTRONG SECURITIES, INC.	5,300
TIMSON SECURITIES, INC.	8,286,000
VC SECURITIES CORPORATION	600
CITIBANK N.A.	140,000
STANDARD CHARTERED BANK	885,000
Total	1,180,682,374

Stock Transfer Service Inc.
WATERFRONT PHILIPPINES, INCORPORATED
List of Top 20 Stockholders
As of 06/30/2023

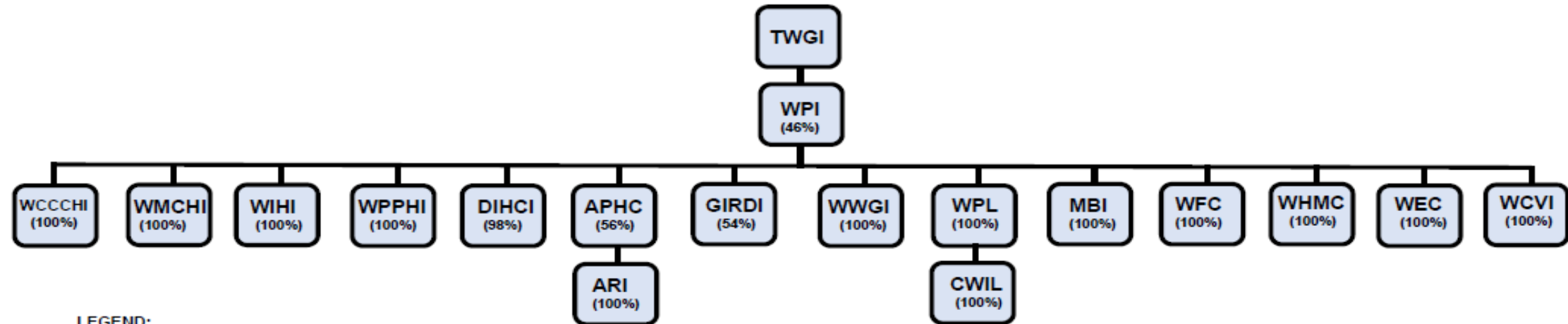
Page No. 1

Rank	Name	Holdings	Percentage
1	PCD NOMINEE CORP. (FILIPINO)	1,135,642,073	45.44%
2	THE WELLEX GROUP, INC.	1,128,466,800	45.16%
3	PCD NOMINEE CORP. (NON-FILIPINO)	45,040,301	01.80%
4	KENNETH T. GATCHALIAN	30,000,100	01.20%
5	REXLON T. GATCHALIAN	30,000,000	01.20%
6	WESLIE T. GATCHALIAN	30,000,000	01.20%
7	FORUM HOLDINGS CORPORATION	20,626,000	00.83%
8	PRIMARY STRUCTURES CORPORATION	16,212,500	00.65%
9	REXLON GATCHALIAN	14,740,000	00.59%
10	METRO ALLIANCE HOLDINGS & EQUITIES, INC.	14,370,000	00.58%
11	ELVIRA A. TING	10,000,009	00.40%
12	CATALINA ROXAS MELENDRES	6,246,000	00.25%
13	MANUEL H. OSMENA &/OR MANUEL L. OSMENA II	1,400,000	00.06%
14	ROLANDO M. LIM	1,142,500	00.05%
15	FELIPE A CRUZ, JR.	1,100,000	00.04%
16	MARIA CONCEPCION CRUZ	876,000	00.04%
17	FREYSSINET PHILIPPINES, INC.	770,000	00.03%
18	BENSON COYUCO	605,000	00.02%
19	DAVID LAO OSMENA	589,600	00.02%
20	LUCENA B. ENRIQUEZ	552,000	00.02%

Total Top 20 Shareholders :	<u>2,488,378,883</u>	<u>99.57%</u>
-----------------------------	----------------------	---------------

Total Issued Shares	<u>2,498,991,753</u>
---------------------	----------------------

WATERFRONT PHILIPPINES, INCORPORATED AND SUBSIDIARIES
SUPPLEMENTARY SCHEDULE REQUIRED UNDER THE REVISED SRC RULE 68
Map of Conglomerate
December 31, 2020



LEGEND:

TWGI	- The Wellex Group, Inc.
WPI	- Waterfront Philippines, Incorporated
WCCCHI	- Waterfront Cebu City Casino Hotel, Incorporated
WMCHI	- Waterfront Mactan Casino Hotel, Incorporated
WIHI	- Waterfront Iloilo Hotel Inc.
WPPHI	- Waterfront Puerto Princesa Hotel, Inc.
DIHCI	- Davao Insular Hotel Company, Inc.
APHC	- Acesite (Phils.) Hotel Corporation
ARI	- Acesite Realty, Inc. (formerly CIMA Realty Phils., Inc.)
GIRDI	- Grand Ilocandia Resort and Development, Inc.
WWGI	- Waterfront Wellness Group, Inc. (formerly W Citigyms & Wellness, Inc.)
WPL	- Waterfront Promotion Limited
CWIL	- Club Waterfront International Limited
MBI	- Mayo Bonanza, Inc.
WFC	- Waterfront Food Concepts, Inc.
WHMC	- Waterfront Hotel Management Corp. (formerly Waterfront Management Corporation)
WEC	- Waterfront Entertainment Corporation
WCVI	- Waterfront Cebu Ventures, Inc.